

Meeting of:	Council
Date of Meeting:	Monday, 30 January 2023
Relevant Scrutiny Committee:	Corporate Performance and Resources
Report Title:	Audited Statement of Accounts 2021/22
Purpose of Report:	To approve the Statement of Accounts and the Annual Governance Statement and agree the Final Letter of Representation for 2021/22.
Report Owner:	Report of the Section S151 Officer
Responsible Officer:	Matt Bowmer - Head of Finance / Section 151 Officer
Elected Member and Officer Consultation:	None
Policy Framework:	The proposals in this report are in accordance with Policy Framework and Budget
<p>Executive Summary:</p> <ul style="list-style-type: none"> • The audit of the 2021/22 Statement of Accounts is now complete. • The latest 2021/22 Statement of Accounts incorporating all agreed amendments is now attached at Appendix 1. • As a result of the impact of the Covid 19 Pandemic the Audit deadline was changed from 31 July 2022 to 30 November 2022 and was further delayed due to the need to amend the Code and bring in statutory regulations to allow changes to the way Infrastructure Assets are disclosed in the Statement of Accounts. • The updated Annual Governance Statement is also included as part of the amended accounts included at Appendix 1. • The Letter of Representation is also attached at Appendix 2 to be approved prior to submission to Audit Wales. • The report of Audit Wales is included at Appendix 3. • It is proposed that the Audited Statement of Accounts are signed by the Auditor General following approval of Council. 	

Recommendations

1. That the report of the Auditor General for Wales be noted.
2. That the Letter of Representation to Audit Wales for 2021/22 be noted and is agreed and signed and dated by the Mayor as Chair of the Council.
3. That the Annual Governance Statement (within the Statement of Accounts) for 2021/22 be approved and signed and dated by the Leader of the Council.
4. That the Statement of Accounts for 2021/22 be approved and signed and dated by the Mayor as Chair of the Council

Reasons for Recommendations

1. To ensure that members are informed of the results of the audit of the Council's Financial Statements for 2021/22
2. That the signed representation letter is returned to Audit Wales.
3. That the Annual Governance Statement is signed and dated as required.
4. That the Statement of Accounts be approved prior to the deadline.

1. Background

- 1.1 The Council's external auditors Audit Wales have completed the audit of the Council's and its group (to include the consolidation of the BFCC accounts) Financial Statements for 2021/22 and amendments have been incorporated therein.
- 1.2 The report of the Auditor General for Wales is attached at Appendix 3.
- 1.3 The Audit of the accounts has been delayed due to a technical matter in respect of accounting for Infrastructure Assets in the Statement of Accounts. The Amended Accounts includes amended disclosure in respect of the accounting for Infrastructure Assets which has been subject to amendments to the CIPFA code and Welsh Government Regulation.
- 1.4 Audit issues in respect of the accounting for Infrastructure assets have been an emerging issue in England on 2020/21 accounts and of particular concern in Wales regarding the 2021/22 accounts. Effectively Infrastructure assets are assets such as the Highways Network, Bridges, Street Lighting and Street Furniture held at historic cost and these balances have been found to be not sufficiently accurate to satisfy audit requirements particularly where these balances have been allocated on local government reorganisation where in some cases the balances have been allocated on a percentage basis.
- 1.5 A further concern is regarding how Local Authorities account for capital expenditure on infrastructure assets and specifically whether Local Authorities should be assessing whether there is any undepreciated cost remaining in the

balance sheet for the replaced components that should be derecognised. In practice the Council has assumed that the replaced or restored part of the asset is derecognised at a zero amount where expenditure has taken place to renew or replace an infrastructure asset. As the CIPFA bulletin on this matter points out this fits the economic model because local authorities have not had sufficient resources to do anything other than undertake replacement or renewal expenditure when parts of infrastructure assets are worn out.

- 1.6** To rectify this matter for 2021/22 CIPFA have released an Update to the Code and Specifications for Future Codes for Infrastructure Assets and Welsh Government have approved the Local Authorities (Capital Financing and Accounting) (Wales) (Amendment) Regulations 2003, which makes statutory provision to allow Local Authorities to follow an accounting treatment which supports the assumption that derecognition of the carrying amount is zero when replacement or renewal is made. This is anticipated to ensure that Local Authorities' net book value is materially accurate in accordance with the 2021/22 Code.
- 1.7** The amended disclosure required as part of the code has been reflected in the accounts shown in Appendix A as part of Note 16. The Council has not disclosed gross cost and accumulated depreciation for infrastructure assets because historical reporting practices and resultant information deficits mean gross cost and accumulated depreciation are not measured accurately and would not faithfully represent the asset position to the users of the financial statements. Whilst the Infrastructure category of assets has been excluded from the main Property Plant and Equipment (PPE) note the infrastructure balance is still included in the figure disclosed on the Balance Sheet and therefore a reconciliation to the sum is included in the accounts.
- 1.8** The final Letter of Representation is attached at Appendix 2 and the report of the Auditor General for Wales is attached at Appendix 3.
- 1.9** The provisional findings of Audit Wales on behalf of the Appointed Auditor on the audit of the Financial Statements are that:
 - Audit Wales intend to issue an unqualified audit opinion on this year's accounts.
 - There were some misstatements in the accounts that have now been corrected by management. The corrected misstatements and Management Recommendations are included for information, in Appendix 3 of the Audit Wales ISA260 report.
 - The misstatement relating to the Social Care Debtor remain uncorrected, this sum is not material and further work is required to establish an appropriate level for a Provision for Doubtful Debts, however the accounting for this income will be corrected as part of the preparation of the 2022/23 accounts and an initial indication of the impact of this change has been reflected in the monitoring report that was reported to Cabinet on 19 January 2023, this matter has been raised as a Management Recommendation in Appendix 4 to the Auditor's report.

- A further Management Recommendation has been raised regarding the classifications utilised for the disclosure of type of Debtors within the accounts and in response the Council has agreed to undertake a review as part of the preparation of the 2022/23 accounts.
 - It is the intention of the Appointed Auditor to issue an unqualified audit report on the Financial Statements once the relevant Council Officers have provided a signed Final Letter of Representation.
- 1.10** On 31st January 2023, the Appointed Auditor intends to provide an opinion on the 2021/22 financial statements at this point the 2021/22 financial statements would be closed.

2. Key Issues for Consideration

- 2.1** The 2021/22 Statement of Accounts and Annual Governance Statement have been considered by Audit Committee on 23rd January 2023 and Council will be advised of their recommendations in respect of the 2021/22 Statement of Accounts.
- 2.2** Audit Wales requires the Authority to sign a final Letter of Representation which is attached at Appendix 1. The Head of Finance has consulted with the Monitoring Officer and appropriate officers in order that I can sign the said letter as Section 151 Officer.
- 2.3** Under the Accounts and Audit Regulations, the Statement of Accounts must be approved signed and dated by the Mayor as Chair of the Council. The Statement of Accounts is attached at Appendix 2.
- 2.4** In addition the Annual Governance Statement needs to be formally approved by Council and signed and dated by the Leader of the Council. This statement is part of the Statement of Accounts and has already been considered and endorsed by the Audit Committee.

3. How do proposals evidence the Five Ways of Working and contribute to our Well-being Objectives?

- 3.1** The Council's revenue budget and therefore its expenditure is incurred in order to achieve its corporate priorities as set out in the Corporate Plan 2020-2025 through the 4 well-being outcomes

4. Climate Change and Nature Implications

- 4.1** None as a direct consequence of this report

5. Resources and Legal Considerations

Financial

5.1 As stated in the body of the report

Employment

5.2 None as a direct consequence of this report

Legal (Including Equalities)

5.3 The Statement of Accounts is prepared in accordance with the requirements of the Accounts and Audit (Wales) Regulations 2014 (as amended).

6. Background Papers

None



VALE of GLAMORGAN COUNTY BOROUGH COUNCIL STATEMENT OF ACCOUNTS 2021/22

Year Ended 31 March 2022



Statement of Accounts 2021/22

Narrative Report.....	1
Statement of Responsibilities for the Statement of Accounts.....	15
Audit report of the Auditor General to the Vale of Glamorgan Council.....	16
Expenditure and Funding Analysis.....	20
Movement in Reserves Statement 2020/21	21
Movement in Reserves Statement 2021/22	21
Comprehensive Income and Expenditure Statement.....	22
Balance Sheet as at 31 st March 2022	23
Cash Flow Statement.....	24
Notes to the Financial Statements	25
The Housing Revenue Account	106
Trust Funds.....	111
Group Accounts Vale of Glamorgan Council and Big Fresh Catering Company.....	112
Introduction	112
Group Accounts Comprehensive Income and Expenditure Statement	113
Group Accounts Movement in Reserves Statement 2020/21 and 2021/22.....	114
Group Accounts Balance Sheet.....	115
Group Accounts Cash flow Statement	116
Group Accounts Notes to the Financial Statements.....	117
Glossary.....	130
Annual Governance Statement.....	1-14

Audited Statement of Accounts 2021/22 Year Ended 31st March 2022

Narrative Report

Introduction

This document presents the Statement of Accounts for The Vale of Glamorgan County Borough Council for 2021/22 and is prepared in accordance with the Code of Practice on Local Authority Accounting in the United Kingdom 2021/22.

The Vale of Glamorgan Council is a Welsh Unitary Authority and was created on 1st April 1996 by virtue of the Local Government (Wales) Act 1994.

The Council serves one of Wales' most diverse local authority areas, covering rural and coastal communities and busy market towns. It has a population of around 135,000, making it the 11th largest authority by population size of the 22 local authorities in Wales.

It provides a wide range of services including Education, Social Services, Highways, Waste collection and Council Housing.

The narrative report provides insight into the Council's funding and expenditure during the year, the key financial issues and pressures and a look to future years.

Governance Structure

The Vale of Glamorgan Council had 47 elected members in 2021/22, representing 23 wards. The political make up of the Council during the 2021/22 financial year was 15 Conservative, 13 Labour, 8 Vale Independents Group, 4 Plaid Cymru, 4 Llantwit First Independent and 3 Independent. The Council is led by the Leader and Cabinet, a body of 7 Councillors (including the Leader) that makes key decisions about policy and budget. At the recent elections in May 2022 the number of elected members were increased to 54.

The Council also has a number of committees that fulfill various scrutiny, statutory oversight and regulatory functions including a Governance and Audit Committee. The Governance and Audit Committee was made up of 7 members plus 1 lay member during the 2021/22 financial year although this has been increased to 7 members and 3 lay members since May 2022. The Committee has a responsibility to review the Council's annual statement of accounts.

The Council's Chief Officers are divided into Directors, Heads of Service and Operational Managers. As service managers they make recommendations to and are held accountable by the Cabinet.

In line with recent changes in legislation the head of paid service has been redesignated as Chief Executive, formerly being the Managing Director. The Senior Leadership Team led by the Chief Executive comprises the Directors of Corporate Resources, Place, Social Services, Learning & Skills and Environment & Housing along with the Council's s151 Officer and Monitoring Officer.

During the 2021/22 financial year as a result of the ongoing COVID-19 pandemic Cabinet meetings, Scrutiny Committees and Governance and Audit Committee have been held remotely.

It has been a challenging year for the Council operationally as a result of the ongoing COVID-19 pandemic, with significant numbers of staff continuing to work from home and moving to a more hybrid approach in the latter part of the financial year.

The COVID-19 pandemic brought additional financial pressure for the Council which impacted both through driving additional expenditure but also a loss of income. Welsh Government (WG) has continued to provide financial support to cover additional expenditure incurred via the Local Authority Emergency Hardship Grant. For the period April 2021 to March 2022 the Council will receive over £15.184M.

In addition, WG also provided grant support to cover the loss of income and just over £1.353M was received for the year. The basis of this calculation was to compare income received in 2021/22 to the income received prior to the pandemic.

The Welsh Government provided support to businesses through the continuation of numerous grants such as the Economic Resilience Fund Grants and the NRD Business Support Grants. They provided support to Social Care staff both working in the Council and in external organisations through the £735 Social Care Workers grant and there was also a Statutory Sick Payment scheme. Another scheme provided payments for individuals to self-isolate. These grants were all administered and issued through the Council on behalf of Welsh Government on a principal and agent basis therefore these grants are not recognised in these accounts and only include those grants which were provided to support Council services. A full analysis is shown later in the Statement of Accounts.

Summary of Financial Performance – Revenue

The financial position for the Council is regularly reported to Cabinet and Scrutiny Committees during the year. The Closure of Accounts report for 2021/22 will be reported to Cabinet on 21st July 2022 and can be accessed on the Council Website.

The 2021/22 settlement from Welsh Government sustained the increase in funding that was evidenced in the 2020/21 settlement. The Council received an initial Revenue Support Grant of £124.398M and National Non-Domestic Rate of £43.918M which equates to total funding, referred to as the Aggregate External Finance (AEF) of £168.316M. This represented an increase in funding of £7.119M (4.42%) from the previous year after taking into account adjustments. Based on this funding level, the Council was ranked 21st out of 22 councils in Wales (21st in 2020/21) on a funding per head of population, which is £222 per head below the Welsh average (£191 per head below in 2020/21). With a positive settlement the Council was able to set a lower savings target for the year of £500k, with no savings being requested from schools. Service areas made some progress towards achieving these savings during 2021/22 and progress against these targets will continue to be monitored during the 2022/23 financial year.

The anticipated level of funding to be received from Council Tax in 2021/22 was £83.337M (£79.417M in 2020/21). This was based on a Band D rate of £1,357.02 (£1,306.08 in 2020/21), excluding Police and Town and Community Council precepts. The Vale of Glamorgan has the 7th (out of 22) lowest Band D charge in Wales at £1,357.02 which is 3.36% (£45.49) below the Welsh weighted average.

The continuation of grant funding by Welsh Government to cover both the additional expenditure incurred and for the loss of income suffered due to the pandemic has financially supported the Council this year.

The Council received a number of grant allocations in the last quarter of the financial year which it was able to offset equivalent expenditure and transfer significant sums to earmarked reserves. These reserves will be utilised to support specific pressures such as the implementation of the Welsh Government Free School Meals policy, a discretionary cost of living scheme, support for Welsh Immersion, implementation of the Additional Learning Needs Act and to address social services pressures including a shortage of domiciliary care providers.

The amended revenue budget reflects an additional RSG allocation of £2.448m made in the last quarter of the financial year and consequently a further amendment to the budget is required. Of this £2.448m, additional budget of £1.5m was awarded to Neighbourhood Services & Transport, £0.54m to fund the ongoing Oracle implementation and £0.408m to fund the purchase of electric vehicles within Social Services over future financial years. This allocation increased the Council's revenue budget to £254.101m in 2021/22.

The Council's revenue budget at year end was a breakeven position after a net transfer to reserves of £19.460m. A breakdown by Directorate is shown in the following table.

	Amended Revenue Budget	Actual	Variance +Favourable () Adverse	Net Transfer to /(From) Reserve
	£'000	£'000	£'000	£'000
Learning & Skills	113,954	113,956	(2)	+ 8,883
Social Services	71,487	71,488	(1)	+ 2,672
Environment and Housing	29,579	29,558	21	(264)
Managing Director and Resources	5,146	5,144	2	+ 564
General Policy	33,935	33,968	(33)	+5,312
Council Tax Surplus	0	0	0	+2,293
Use of Reserves	0		0	0
TOTAL	254,101	254,114	(13)	+19,460
Capital Programme Funded from Reserves				-1,191
Insurance Fund				-118
Movement on Council Fund and Specific Reserves				+18,151

- The net transfer to reserves shown above excludes a contribution to fund the Capital programme from reserves of £1.191m. The total movement on the Council Fund and Specific Reserves was £18.522m after adjusting for Joint Committees (£371k).
- A significant proportion of the transfers to reserves are associated with late allocation of WG grant.

A number of the Council's budgets continue to be under considerable pressure.

- In Learning and Skills, a key ongoing pressure is the School Transport budget. Local Education Authorities have a statutory duty to provide free school transport for pupils of statutory school age who reside beyond walking distance to the nearest appropriate school in addition to a statutory duty to provide transport for pupils with Additional Learning Needs (ALN) who require access to specialist provision. Mainstream transport continues to run for pupils who are not able to get into their catchment school as they are full. In 2021/22 a number of economic factors such as increased petrol costs, shortage of operators and drivers in this sector have exacerbated pressures in this area. Some operators have also handed back routes as they cannot fulfil them.
- Children's Services reported an adverse variance relating to increased external placement costs given the complexities of the children currently being supported and the high-cost placements some of these children require to meet their needs. This has been further impacted by the COVID-19 pandemic and the significantly higher demand for placements and the scarcity of options available.
- In Environment and Housing, the Waste Management Service ended the year with an adverse variance. The service has had to incur additional resources due to the downtime involved in travelling to Cardiff to dispose of waste and recent service changes to move to a source separated method of collection for dry recycling throughout Barry. There have also been additional staff resources employed as Waste Wardens to assist residents in the change in waste collection, these pressures should be reduced in future years with the further roll out of co-mingling and the Waste Transfer station becoming operational.
- The capital charges budget underspent as the Council is currently able to borrow internally due to the level of Council reserves saving the interest costs associated with external borrowing, however, going forward the ability to utilise internal borrowing will depend on the level of reserves and these are expected to reduce in the near future.
- Similar to 2020/21 COVID-19 pandemic grant funding of £1.249m was provided by Welsh Government to support Council Tax collection in the year. An equivalent sum has been set aside in an earmarked reserve to support the Council's continuing response to the COVID-19 Pandemic.

The opening balance on the Council Fund as at 1st April 2021 was £11.868m with no planned drawdown during the year. Whilst there is no set requirement for the minimum level for the Council Fund, some commentators use 5% of the net budget as a guide. For the Vale this is around £12M, however, in view of the prudent approach the Council takes with regard to Specific Reserves, it is considered that £10M should be the minimum level for this reserve. The Council also holds earmarked reserves which stood at £97.209m (excluding Joint Committees and HRA) as at 31st March 2022 with £13.089m relating to schools and £84.120M relating to other services. The schools balances and reserves increased by £6.449M in year and the other services reserves increased by £11.432m. These reserves are allocated for both capital and revenue purposes.

Summary of Financial Performance – Capital

The General Capital Funding received from Welsh Government in 2021/22 was £6.867m which was a £71k (1.04%) increase in funding from 2020/21. This funding is partly through

Vale of Glamorgan County Borough Council

grant and partly an allocation for borrowing, the financing costs of which are supported by Welsh Government funding. The allocation is 14th highest in Wales. It is therefore necessary for the Council to fund its capital programme through a variety of sources however it continued to fund most of its capital programme from 'cash' resources as opposed to new borrowing.

The COVID-19 pandemic had a varying impact on the delivery of the capital programme and a spend of £66.41M was achieved. Due to various economic factors there has been a significant increase in the cost of materials and labour during 2021/22, this has resulted in delays to schemes where negotiations and project re-engineering has been required to bring schemes within the budget available. Sourcing materials has also been problematic with long lead times when ordering and this has also impacted on the progress of the capital programme. A breakdown of capital expenditure in 2021/22 is shown by service area in the table below.

Expenditure Incurred on Services	£'000	£'000
Education & Schools	35,053	
Libraries	56	
Catering	0	
Total Learning & Skills		35,109
Children and Youth Services	309	
Adult Services	768	
Total Social Services		1,077
Neighbourhood and Transport Services (Including Community Safety)	14,569	
Public Sector Housing (HRA)	10,056	
Total Environment and Housing Services		24,625
Resources	2,336	
Regeneration and Planning	2,418	
Private Sector Housing	846	
Total Managing Director and Resources		5,600
City Deal		0
Total Capital Expenditure 2021/22		66,411

Of the capital expenditure incurred in the year, £30.110m was spent on the Sustainable Communities for Learning programme. It is a collaboration between the Welsh Government and local councils and is a significant, long-term and strategic capital investment programme with the aim of creating a generation of 21st Century Schools in Wales. The Council undertook further Highways Improvements and Street Lighting energy reduction schemes during the year with a value of over £3m. The build of the Council's Waste Transfer Station is progressing and spend of over £2.9m was achieved in 2021/22. The Council achieved Welsh Housing Quality Standard (WHQS) by the end of March 2018, however, further capital investment of over £10M was made as part of a continuing Housing Improvement

Vale of Glamorgan County Borough Council

Programme. New vehicles were purchased during the year costing £1.89m, including 12 new electric pool car vehicles to help achieve the Council's Project Zero Initiative.

The following table shows the resources used in 2021/22 to fund the capital programme:

Capital Expenditure Financed By :	£'000
General Capital Funding Grant – Welsh Government	2,899
General Capital Funding Loan – Welsh Government	3,429
Additional General Capital Funding Grant – Welsh Government	505
Other Loans	703
Specific Grants – Welsh Government	41,747
Major Repairs Allowance – Welsh Government	2,770
Other Grants/Contributions	7,998
Capital Receipts	1,796
Revenue/Reserves	4,564
Total Capital Expenditure 2021/22	66,411

As at 31st March 2022 the Council held general capital receipts with a value of £7.333M, with a further £3.173M being ringfenced for Education and £1.338M being ringfenced for Social Services.

The Council's assets at the 31 March 2022 have a book value of £822.241M. The Council Dwellings and Other Land and Buildings, are revalued on a rolling 5 year programme normally by a MRICS external valuer. During 2021/22 the Council's HRA assets were scheduled to be revalued. In the context of the significant increases seen in respect of inflation on build costs and following discussion with Audit Wales a desktop valuation was commissioned on the remainder of the Council's assets.

Housing Revenue Account (HRA)

The Council still retains its stock of Council Houses and as at 31st March 2022 had 3,916 dwellings. The HRA transferred £5.438M into its reserve in 2021/22 leaving a balance on the HRA reserve of £17.438M as at 31st March 2022. This balance is higher than planned partly as the capital programme was not able to proceed as planned this year mainly due to delays in procurement and staff turnover. These schemes will continue into 2022/23. A review of the level of this reserve will be undertaken as part of the production of the next Housing Business Plan. The Housing Business Plan, which incorporates a detailed financial forecast in the form of a 30 year financial model, is produced on an annual basis and the latest version was approved by Council on 7th March 2022. The Council has invested over £112M in its housing stock between 2012/13 and 2021/22 and all its dwellings reached Welsh Housing Quality Standard by March 2018.

Big Fresh Catering Company

On 1st January 2020, the Council's Catering Service was transferred into a Local Authority Trading Company called the Big Fresh Catering Company. While the company is wholly owned by the Council it is able to trade for profit in the market in addition to providing a catering service to schools. The first set of accounts for the new company were incorporated into the Council's accounts for 2020/21.

Vale of Glamorgan County Borough Council
Treasury Management – Borrowing and Investments

Before the commencement of the 2021/22 financial year, the Authority approved the Treasury Management Strategy /Policy Statement which deals with the treasury functions of the Authority and covers both borrowing and investments. The report was approved by Council on 10th March 2021 and can be accessed on the Council Website; [Treasury-Management-and-Investment-Strategy 2021/22](#)

The Local Government Act 2003 requires a local authority to set its authorised borrowing limit for the following year. The original limit set for this Authority for 2021/22 was £251.843M, which was revised to £223.352M during the year. The actual external borrowing as at 31 March 2022 excluding adjustments was £153.347M as shown in the following table.

	31 March 2021	31 March 2022
Source of Loan	£'000	£'000
Public Works Loan Board (PWLB)	144,417	146,502
Long Term Loans	8,218	6,745
Other	100	100
Total External Borrowing	152,735	153,347
Accrued Interest	1,160	1,201
Accounting Adjustments	108	107
Total Borrowing as per Balance Sheet	154,003	154,655

The Council has a cautious approach to risk, with its priority to safeguard capital. Throughout 2021/22 the Council continued to utilise the broader range of investments tools introduced in 2020/21 to cope with the effects of the pandemic and in addition set up Corporate Notice Accounts with Santander Bank PLC. The investment position as at 31st March 2022 is set out below and includes Money Market Fund (MMF) balances and Lloyds Call account balances held overnight as at 31st March 2022 which are included under the Cash and Cash Equivalent heading in the Balance Sheet.

	31 March 2021	31 March 2022
Short Term Investments Held By	£'000	£'000
UK Debt Management Account Deposit Facility (DMADF)	0	26,650
UK Local and Police Authorities	68,750	55,500
Treasury Bills	0	6,500
Santander Corporate Notice Accounts	0	750
Federated Hermes Money Market Account	9,550	100
CCLA Money Market Account	9,100	4,100
Lloyds Instant Access Deposit Account	210	10
Lloyds Monthly Bonus Deposit Account	4,550	10
Total Short Term Investments	92,160	93,620
Short Term Investment Accrued Interest	155	8
Short Term Investment Joint Committees	254	254
Total Short Term Investments as per Balance Sheet	92,569	93,882

Vale of Glamorgan County Borough Council

The majority of the Council's borrowing is fixed rate and held with the Public Works Loan Board (PWLB). The Council has some significant borrowing requirements over the next five years linked to capital expenditure and replacement of maturing loans. The timing of this borrowing will need to be reviewed in the context of updated interest projections and in the context of the planned use of the Council's usable reserves. The Council continues to prioritise the security and liquidity of investments and continues to utilise the investment tools outlined in the Treasury Management Strategy, Money Market Funds, Investments with UK Local and Police Authorities, Lloyds Bank Call Accounts, Santander Corporate Notice Accounts, Treasury Bills and Investments with the UK Government via the DMADF and whilst returns have been impacted the investments are exposed to minimal credit risk.

Joint Committees and Joint Arrangements

Since the 2015/16 financial year the Council has been Host Authority for two Joint Committees - the Shared Regulatory Service commencing on 1st May 2015 and the Vale, Valleys & Cardiff Adoption Collaborative Service which commenced on 1st June 2015. The Authority is also party to a number of other Joint Committees such as Prosiect Gwyrdd, Central South Consortium and the Glamorgan Archives. The Council's share of these transactions and balances are incorporated in these financial statements. Separate financial statements are also available. In addition, the Council participates in a number of shared services.

City Deal/CRC

The Vale of Glamorgan Council is a participant in the Cardiff Capital Region City Deal (CCR) which has been established between the UK Government, the Welsh Government and 10 local authorities in South East Wales. The agreement with the UK and Welsh Governments provides £1.2 billion of which £734m is allocated to the Metro. CCRD has four key objectives - 5% Gross Value Added growth, 25,000 high-order jobs, £4 billion leverage of public and private sector investment and demonstration of economic inclusion.

The Vale of Glamorgan Council is a participant in the Cardiff Capital Region City Deal (CCR) which has been established between the UK Government, the Welsh Government and 10 local authorities in South East Wales. The agreement with the UK and Welsh Governments provides £1.2 billion of which £734m is allocated to the Metro. CCRD has four key objectives - 5% Gross Value Added growth, 25,000 high-order jobs, £4 billion leverage of public and private sector investment and demonstration of economic inclusion.

The CCR has the following projects with approved Full Business Cases (FBC) and in delivery. CSC Foundry, Metro Plus, Outline Business Case-FBC work on Metro Central, Homes for all the Region, the Local Wealth Building Challenge Fund, the Graduate Scheme and Plasma Technology project. CCR also have a number of projects at OBC stage moving towards FBC stages: Pharma Data Technology, Outdoor Adventure Project, Strategic Premises Fund, Life Sciences Park Project, the SME Finance Fund (Housing), the SIFP Front of House Project and the Innovation Investment Fund. In addition to this, there are a number of other projects at early stages of Strategic Outline Case – examples of which include a Full Fibre to the Premise Project and battery technology development Project AMP,

Vale of Glamorgan County Borough Council

as well as cluster development projects for Fintech, Creative Industries and Cyber Wales – the latter for which are in the Strength in Places Fund final business plan preparation at this time. All of these projects and wider programmes of activity are likely to be deliberated on and where approved by Regional Cabinet – in delivery over the five year period.

At its Cabinet meeting on 31st January the Medium Term Financial Plan for 2022/23 which constitutes year 2 of the five year Strategic Business Plan approved in December 2020 was approved. This plan made reference to the following strategies produced by the CCR:

1. Build Back Better – playing our part in economic recovery and building resilience;
2. Becoming a City Region – strengthening regional economic governance;
3. Scaling-up and delivering the City Deal ‘peak’ Wider Investment Fund pipeline and programme;
4. Making the case for Levelling-up CCR;
5. Developing the plan for industrial-scale clusters and innovation-led growth.

The total expenditure for the CCR 2022/23 Annual Business Plan is £46.281 Million. It is proposed that this level of expenditure is funded as follows:

- Draw down of HM Treasury Revenue Grant: £6.469 Million
- Draw down of HM Treasury Capital Grant: 36.600Million
- Draw down of Council Contributions: £3.2118 Million (The Vale of Glamorgan’s Contribution in 2022/23 is £273k).The Vale of Glamorgan’s share of the estimated total costs (8.5%) is projected to be in the order of £17.9m and will be funded by unsupported borrowing with a 20 year repayment period. Further detail can be found at [Cardiff Capital Region City Deal](#)

Impact of the Current Economic Climate

The financial pressures on the Council continued during 2021/22 and investment income rates remained low. Rates have fallen even further in year due to the ongoing impact of the COVID-19 pandemic, and this coupled with the Russian Invasion of Ukraine, the UK’s exit from the European Union has led to a high degree of economic uncertainty. The Council will continue to monitor and manage risks as the impact of these issues become clearer during the year.

Reshaping Services Strategy

The Strategy aims to reshape the Council to enable it to meet the future needs of citizens of the Vale of Glamorgan in the context of its financial challenges. A review of the strategy was presented to Cabinet on 8th March 2021. The COVID-19 pandemic has provided an opportunity to transform services at pace and scale and it is important that the learning from this is not lost. The proposals for the renewal of the Reshaping Programme set out three new arenas of reshaping activity which are deliberately both inward and outward facing. It sets out strategic priorities encapsulating all areas of the Council’s work and are reflective of a desire to make greater links across our community and partners. The full report can be accessed on the Council Website. [Renewing Reshaping The Next Steps for Transformation](#)

The Pension Liability

Pensions for non-teaching staff are provided under the Local Government Pension scheme and the Council is a member of the Cardiff and Vale Pension Fund, administered by Cardiff County Council. Employees and employers contribute into the fund, along with investment income and growth generated. A triennial valuation is carried out on the Fund. The value of the pension liability as at 31st March 2022 is £277M. This value is based on a number of actuarial assumptions and will fluctuate between years. A firm of actuaries is engaged to provide the Cardiff and Vale Pension Fund with expert advice about the assumptions to be applied, whilst the asset returns over the accounting period have been higher than expected a change in financial assumptions over the period has resulted in a less positive balance sheet position. The actuarial results for 31st March 2022 are based on a roll forward of the triennial valuation carried out as at 31st March 2019.

The Teachers' Pension scheme is administered by the Department for Education. This is an unfunded scheme, meaning that there are no investment assets accumulated to meet pension costs before they arise and therefore no fund assets or liabilities appear in the Council's Balance Sheet.

Corporate Aims and Objectives

The Council's Performance Management Framework is the mechanism through which key priorities and targets are monitored and realised in order to secure continuous improvement. The Council's Corporate Plan (2020-2025) reflects the requirements of the Well-being of Future Generations (Wales) Act 2015 and identifies 4 Well-being Outcomes. The Corporate Plan is being monitored by Cabinet and Scrutiny Committees on a quarterly basis.

The 4 Well-being Outcomes are :-

- To work with and for our communities;
- To support learning, employment and sustainable economic growth;
- To support people at home and in their community; and
- To respect, enhance and enjoy our environment.

Progress against the Annual Delivery Plan is monitored using a RAG status with Green being on or above target, Amber being within 10% of target and Red missing target by 10% or more. The Quarter 3 performance results were reported to Cabinet on 11th April 2022. Positive progress had been made in delivering in-year commitments in relation to the Annual Delivery Plan (2021/22). This performance had contributed to an overall GREEN status for the Plan at the end of Quarter 3 (Q3).

All 4 Corporate Plan Well-being objectives were attributed a Green performance status at Q3 to reflect the progress made to date. This is positive given the ongoing challenges arising from the pandemic.

91% (288 out of 317) of planned activities outlined in our Annual Delivery Plan have been attributed a Green performance reflecting the positive progress made during the quarter, 2% (8) an amber status and 7% (21) of planned activities were attributed a Red status.

Vale of Glamorgan County Borough Council

Of the 21 actions attributed a red performance status during the quarter, 38% (8) were directly as a result of service reprioritisation measures undertaken in response to the impact of the ongoing COVID-19 pandemic. In relation to those areas, where appropriate, work was now recommencing as part of our recovery plans and strategy. The Coronavirus recovery update formed part of quarterly performance reporting to ensure members maintained an oversight of the recovery issues impacting on the work of their respective Committees. From this perspective, members were requested to note the progress to date in relation to Coronavirus recovery.

Of the 43 quarterly performance measures aligned to our Corporate Plan Well-being Objectives, data was reported for 41 measures where a performance status was applicable. 56% (23) measures were attributed a green performance Status, 5% (2), amber status and 39% (16), red status. Data was unavailable for 2 quarterly measures due to reprioritisation measures undertaken in response to the impact of the ongoing COVID-19 pandemic. A performance status was not applicable for 107 measures including several annual indicators (89) and those establishing baseline performance for the year (18).

In relation to the 16 measures attributed a red performance status during the quarter, the impact of COVID-19 had contributed to 25% (4) missing target.

Overall, the picture was positive in spite of the challenges with COVID-19 and the Council was moving in the right direction in terms of its performance and achieving its priorities.

Further details can be found here [Annual Delivery Plan Monitoring Quarter 3 2021/22](#).

Looking Forward

A budget of £272.558M for 2022/23 was approved by Council on 7th March 2022. For the second year in a row the revenue settlement from Welsh Government was an increase, with a settlement of £186.015M, which represents an adjusted increase of £17.883M (10.64%) over 2021/22. The Council Tax was increased by 2.9% from 1st April 2022 with a budget of £86.543M being set for Council Tax during 2022/23. An efficiency target of £500k was set for the year and was at a level which was significantly lower than historical targets. No savings were approved for Schools. Use of the Council Fund reserve was planned as part of the budget setting process of £996k, with further planned use of Social Services reserves as part of a Social Services budget programme.

The full Council report can be accessed on the [Council website](#)

At the time the 2022/23 budget was approved, no indication had been received from Welsh Government for future years settlements and it was considered prudent to assume that there may be a flatlined settlement going forward. If Council Tax is increased by 3.9% this could result in the possible total shortfall in funding for 2023/24 and 2024/25 of £15.733M. Whilst it had been possible to set efficiency targets at a lower level in 2022/23 this may not be the case going forward and in light of projected levels of shortfall in future years, services were requested to continue to plan ways of achieving further efficiencies which will be innovative and transformational with regards to service delivery. The Reshaping Services Programme will continue to implement the further savings required.

Vale of Glamorgan County Borough Council

The Council will remain committed to the Well-being of Future Generations Act which aims to improve the social, economic, environmental and cultural well-being of Wales and ensures that the needs of the present are met without compromising the ability of future generations to meet their own need.

The General Capital Funding from Welsh Government for 2022/23 is £5.829M which is a decrease of £1.038 (15.12%) from the previous year. The 2022/23 Capital Programme was approved by Council on 7th March 2022 and had a gross value of £85.206M with funding from external grants and contributions amounting to £21.776M. The programme is briefly summarised below;

	2022/23 Net (excluding grants and contributions)	2022/23 Gross(including grants and contributions)
	£'000	£'000
Learning and Skills	10,357	20,381
Social Services	180	180
Environment and Housing Place	48,310	57,715
Resources	3,454	5,801
City Deal	856	856
	273	273
Total Capital Programme	63,430	85,206

There will be investment in the Council's Schools as part of the Sustainable Communities for Learning programme of £15.668M, £2.7M in the Council's Vehicles and £1.9M in a new Household Waste Recycling Centre. Even though the Housing stock meets WHQS, further work totalling £39.778M are due to be undertaken which will include Environmental Works, the construction and acquisition of new houses and addressing climate change by making our housing stock more energy efficient.

The full report can be accessed on the Council Website; [Capital Strategy 2022/23 and Final Capital Proposals 2022/23 to 2026/27](#).

Over the coming years major capital investment will continue for the Sustainable Communities for Learning programme which will require capital investment between 2022/23 and 2024/25. The remaining funding included in the capital programme is £45.2M over this period, with a contribution of £12.4M from Welsh Government.

The COVID -19 pandemic has changed the way in which the Council provides services and many staff continue to work from home. Since March 2020, Welsh Government (WG) has provided financial support to cover additional expenditure incurred via the Local Authority Emergency Hardship Grant. Whilst the majority of funding has now ceased funding continues for Free School Meals until the end of August, and Self Isolation payments until the end of June. The Council also continues to issue payments on behalf of Welsh Government under the Statutory Sick Pay scheme which is also expected to continue until the end of June 2022. The scheme has been open since 1 November 2020 and provides additional financial support to eligible social care workers when they are required to stay off work due to actual or potential exposure to COVID-19.

Vale of Glamorgan County Borough Council

The Council is now operating using a hybrid approach and will review its asset base to reflect these changing working practices. The Council considers that it has sufficient balances and reserves and has set aside a specific sum to address the Council's ongoing Covid response in the coming months. Other emerging pressures relate to energy costs, general inflation particularly in respect of food costs and school transport and costs of living and staffing shortages in some areas. These issues will be further assessed as part of the Medium Term Financial Plan which will be updated during the coming year.

Further Information

Further information about the accounts is available from the Resources Service, Civic Offices, Holton Road, Barry, CF63 4RU. This is part of the Council's policy of providing full information about the Council's affairs.

Introduction to the Financial Statements

Statement of Accounting Policies

The purpose of this statement is to explain the basis of the figures in the accounts. It outlines the accounting policies adopted.

Statement of Responsibilities for the Statement of Accounts

This sets out the responsibilities of the Council and the Head of Finance (Section 151 Officer) for the preparation of the Statement of Accounts. The Statement has to be signed and dated by the Mayor as Chairman of the Council at the meeting at which the accounts are approved.

Expenditure and Funding Analysis

The objective of the Expenditure and Funding Analysis is to demonstrate to council tax and rent payers how the funding available to the authority (i.e. government grants, rents, council tax and business rates) for the year has been used in providing services in comparison with those resources consumed or earned by authorities in accordance with generally accepted accounting practices. The Expenditure and Funding Analysis also shows how this expenditure is allocated for decision making purposes between the Council's directorates. Income and expenditure accounted for under generally accepted accounting practices is presented more fully in the Comprehensive Income and Expenditure Statement.

Movement in Reserves Statement

This statement shows the movement in the year on the different reserves held by the Authority, analysed into "usable reserves" (i.e. those that can be applied to fund expenditure or reduce local taxation) and "unusable reserves". The Surplus or Deficit on the Provision of Services line shows the true economic cost of providing the Authority's services, more details of which are shown in the Comprehensive Income and Expenditure Statement. These are different from the statutory amounts required to be charged to the Council Fund Balance and the Housing Revenue Account for Council Tax setting and dwelling rents setting purposes. The Net Increase/Decrease before transfers to Earmarked Reserves line shows the statutory Council Fund balance and the Housing Revenue Account Balance before any discretionary transfers to or from earmarked reserves undertaken by the Council.

Vale of Glamorgan County Borough Council Comprehensive Income and Expenditure Statement (CIES)

This statement shows the accounting cost in the year of providing services in accordance with generally accepted accounting practices rather than the amount to be funded from taxation. Authorities raise taxation to cover expenditure in accordance with regulations; this may be different from the accounting cost. The taxation position is shown in both the Expenditure and Funding Analysis and Movement in Reserves Statement.

Balance Sheet

The Balance Sheet shows the value as at the Balance Sheet date of the assets and liabilities recognised by the Authority. The net assets of the Authority (Assets less Liabilities) are matched by the reserves held by the Authority. Reserves are reported in two categories. The first category of reserves are usable reserves i.e. those reserves that the Authority may use to provide services, subject to the need to maintain a prudent level of reserve and any statutory limitations on their use (for example the Capital Receipts may only be used to fund Capital expenditure or repay debt). The second category of reserves are those that the Authority is not able to use to provide services called Unusable Reserves. This category of reserves includes reserves that hold unrealised gains and losses (for example the Revaluation Reserve), where amounts would only become available to provide services if the assets are sold and also reserves that hold timing differences shown in the Movement in Reserves Statement line "Adjustments between accounting basis and funding basis and regulations".

Cash Flow Statement

The Cash Flow Statement shows the change in cash and cash equivalents of the Authority during the reporting period. The statement shows how the Authority generates and uses cash and cash equivalents by classifying cash flows into operating and investing and financing activities. The amount of net cash flows arising from operating activities is a key indicator of the extent to which the operations of the Authority are funded by way of taxation and grant income or from the recipients of services provided by the Council. Investing activities represent the extent to which cash outflows have been made for resources which are intended to contribute to the Authority's future service delivery. Cash flows arising from financing activities are useful in predicting claims on future cash flows by providers of capital (i.e. borrowing) to the Authority.

Annual Governance Statement

The statement sets out the framework within which the Vale of Glamorgan Council manages and reviews internal control. It outlines the components of the framework, including the arrangements for Internal Audit and how the Authority has complied with the various elements of the framework.

Statement of Responsibilities for the Statement of Accounts

The Council's Responsibilities

The Council is required:

- To make arrangements for the proper administration of its financial affairs and secure that one of its officers has the responsibility for the administration of those affairs. In this Council, that officer is the Head of Finance (Section 151 Officer).
- To manage its affairs to ensure economic, efficient and effective use of resources and safeguard its assets.
- To approve the Statement of Accounts.

Signature:

Date:

Mayor as Chairman of the Council

Responsibilities of the Head of Finance (Section 151 Officer).

The Head of Finance is responsible for the preparation of the Statement of Accounts. In accordance with proper practices as set out in the CIPFA/LASAAC Code of Practice on Local Authority Accounting in the United Kingdom (the Code).

In preparing the Statement of Accounts, the Head of Finance has:

- Selected suitable accounting policies and then applied them consistently.
- Made judgements and estimates that were reasonable and prudent.
- Complied with the local authority Code.

The Head of Finance has also throughout the financial year:

- Kept proper accounting records that were up to date.
- Taken reasonable steps for the prevention and detection of fraud and other irregularities.

Certificate of the Head of Finance (Section 151 Officer)

I certify the statement of accounts give a true and fair view of the financial position of The Vale of Glamorgan County Borough Council and its group as at 31st March 2021 and its income and expenditure for the period then ended.

Signature: Matt Bowmer

Date: 18th January 2023

Head of Finance/Section 151 Officer

Audit report of the Auditor General to the Vale of Glamorgan Council

The independent auditor's report of the Auditor General for Wales to the members of Vale of Glamorgan Council

Opinion on financial statements

I have audited the financial statements of:

- Vale of Glamorgan Council; and
- Vale of Glamorgan Council Group

for the year ended 31 March 2022 under the Public Audit (Wales) Act 2004.

The Vale of Glamorgan Council's financial statements comprise the Movement in Reserves Statement, the Comprehensive Income and Expenditure Statement, the Balance Sheet, the Cash Flow Statement, the Movement on the Housing Revenue Account Statement and the Housing Revenue Account Income and Expenditure Statement and the related notes, including a summary of significant accounting policies.

The Vale of Glamorgan's Group financial statements comprise the Group Movement in Reserves Statement, the Group Comprehensive Income and Expenditure Statement, the Group Balance Sheet and the Group Cash Flow Statement and the related notes, including a summary of significant accounting policies.

The financial reporting framework that has been applied in their preparation is applicable law and UK adopted international accounting standards as interpreted and adapted by the Code of Practice on Local Authority Accounting in the United Kingdom 2021-22.

In my opinion the financial statements:

- give a true and fair view of the financial position of the Vale of Glamorgan Council and the Vale of Glamorgan Council's Group as at 31 March 2022 and of its income and expenditure for the year then ended; and
- have been properly prepared in accordance with legislative requirements and UK adopted international accounting standards as interpreted and adapted by the Code of Practice on Local Authority Accounting in the United Kingdom 2021-22.

Basis of opinion

I conducted my audit in accordance with applicable law and International Standards on Auditing in the UK (ISAs (UK)) and Practice Note 10 'Audit of Financial Statements of Public Sector Entities in the United Kingdom'. My responsibilities under those standards are further described in the auditor's responsibilities for the audit of the financial statements section of my report. I am independent of the Vale of Glamorgan Council and the group in accordance with the ethical requirements that are relevant to my audit of the financial statements in the UK including the Financial Reporting Council's Ethical Standard, and I have fulfilled my other ethical responsibilities in accordance with these requirements. I believe that the audit evidence I have obtained is sufficient and appropriate to provide a basis for my opinion.

Conclusions relating to going concern

In auditing the financial statements, I have concluded that the use of the going concern basis of accounting in the preparation of the financial statements is appropriate.

Vale of Glamorgan County Borough Council

Based on the work I have performed, I have not identified any material uncertainties relating to events or conditions that, individually or collectively, may cast significant doubt on the Vale of Glamorgan Council and the group's ability to continue to adopt the going concern basis of accounting for a period of at least twelve months from when the financial statements are authorised for issue.

My responsibilities and the responsibilities of the responsible financial officer with respect to going concern are described in the relevant sections of this report.

Other Information

The other information comprises the information included in the annual report other than the financial statements and my auditor's report thereon. The Responsible Financial Officer is responsible for the other information contained within the annual report. My opinion on the financial statements does not cover the other information and, except to the extent otherwise explicitly stated in my report, I do not express any form of assurance conclusion thereon.

My responsibility is to read the other information and, in doing so, consider whether the other information is materially inconsistent with the financial statements or knowledge obtained in the course of the audit, or otherwise appears to be materially misstated. If I identify such material inconsistencies or apparent material misstatements, I am required to determine whether this gives rise to a material misstatement in the financial statements themselves. If, based on the work I have performed, I conclude that there is a material misstatement of this other information, I am required to report that fact.

I have nothing to report in this regard.

Report on other requirements

Opinion on other matters

In my opinion, based on the work undertaken in the course of my audit:

- the information contained in the Narrative Report for the financial year for which the financial statements are prepared is consistent with the financial statements and the Narrative Report has been prepared in accordance with the Code of Practice on Local Authority Accounting in the United Kingdom 2021-22;
- The information given in the Annual Governance Statement for the financial year for which the financial statements are prepared is consistent with the financial statements and the Annual Governance Statement has been prepared in accordance with guidance.

Matters on which I report by exception

In the light of the knowledge and understanding of the Vale of Glamorgan Council and group and its environment obtained in the course of the audit, I have not identified material misstatements in the Narrative Report or the Annual Governance Statement.

I have nothing to report in respect of the following matters, which I report to you, if, in my opinion:

- adequate accounting records have not been kept, or returns adequate for my audit have not been received from branches not visited by my team;

- the financial statements are not in agreement with the accounting records and returns; or
- I have not received all the information and explanations I require for my audit.

Responsibilities

Responsibilities of the responsible financial officer for the financial statements

As explained more fully in the Statement of Responsibilities for the Statement of Accounts, the responsible financial officer is responsible for the preparation of the statement of accounts, including the group financial statements, which give a true and fair view, and for such internal control as the responsible financial officer determines is necessary to enable the preparation of statements of accounts that are free from material misstatement, whether due to fraud or error.

In preparing the statement of accounts, the responsible financial officer is responsible for assessing the Vale of Glamorgan Council and group's ability to continue as a going concern, disclosing as applicable, matters related to going concern and using the going concern basis of accounting unless deemed inappropriate.

Auditor's responsibilities for the audit of the financial statements

My objectives are to obtain reasonable assurance about whether the financial statements as a whole are free from material misstatement, whether due to fraud or error, and to issue an auditor's report that includes my opinion. Reasonable assurance is a high level of assurance but is not a guarantee that an audit conducted in accordance with ISAs (UK) will always detect a material misstatement when it exists. Misstatements can arise from fraud or error and are considered material if, individually or in the aggregate, they could reasonably be expected to influence the economic decisions of users taken on the basis of these financial statements.

Irregularities, including fraud, are instances of non-compliance with laws and regulations. I design procedures in line with my responsibilities, outlined above, to detect material misstatements in respect of irregularities, including fraud.

My procedures included the following:

- Enquiring of management, internal audit and those charged with governance, including obtaining and reviewing supporting documentation relating to the Vale of Glamorgan Council and the group's policies and procedures concerned with:
 - identifying, evaluating and complying with laws and regulations and whether they were aware of any instances of non-compliance;
 - detecting and responding to the risks of fraud and whether they have knowledge of any actual, suspected or alleged fraud; and
 - the internal controls established to mitigate risks related to fraud or non-compliance with laws and regulations.
- Considering as an audit team how and where fraud might occur in the financial statements and any potential indicators of fraud. As part of this discussion, I identified potential for fraud in the following areas: revenue recognition and posting of unusual journals.
- Obtaining an understanding of the Vale of Glamorgan Council and the group's framework of authority as well as other legal and regulatory frameworks that the

Vale of Glamorgan County Borough Council

Council and group operates in, focusing on those laws and regulations that had a direct effect on the financial statements or that had a fundamental effect on the operations of the Council and the group.

In addition to the above, my procedures to respond to identified risks included the following:

- reviewing the financial statement disclosures and testing to supporting documentation to assess compliance with relevant laws and regulations discussed above;
- enquiring of management and legal advisors about actual and potential litigation and claims;
- reading minutes of meetings of those charged with governance;
- in addressing the risk of fraud through management override of controls, testing the appropriateness of journal entries and other adjustments; and
- assessing whether the judgements made in making accounting estimates are indicative of a potential bias; and evaluating the business rationale of any significant transactions that are unusual or outside the normal course of business.

I also communicated relevant identified laws and regulations and potential fraud risks to all audit team members and remained alert to any indications of fraud or non-compliance with laws and regulations throughout the audit.

The extent to which my procedures are capable of detecting irregularities, including fraud, is affected by the inherent difficulty in detecting irregularities, the effectiveness of the Vale of Glamorgan Council and the group's controls, and the nature, timing and extent of the audit procedures performed.

A further description of the auditor's responsibilities for the audit of the financial statements is located on the Financial Reporting Council's website www.frc.org.uk/auditorsresponsibilities. This description forms part of my auditor's report.

Certificate of completion of audit

I certify that I have completed the audit of the accounts of Vale of Glamorgan Council and the Vale of Glamorgan Council's Group in accordance with the requirements of the Public Audit (Wales) Act 2004 and the Auditor General for Wales' Code of Audit Practice.

Adrian Crompton

24 Cathedral Road

Auditor General for Wales

Cardiff

January 2023

CF11 9LJ

Expenditure and Funding Analysis

The objective of the Expenditure and Funding Analysis is to demonstrate to council tax and rent payers how the funding available to the authority (i.e. government grants, rents, council tax and business rates) for the year has been used in providing services in comparison with those resources consumed or earned by authorities in accordance with generally accepted accounting practices. Further information on this note is shown on page 11.

2020/21	Net Expenditure Chargeable to the General Fund and HRA Balances	Adjustments between Funding and Accounting Basis (Note 8)	Net Expenditure in the Comprehensive Income and Expenditure Statement
	£'000	£'000	£'000
Learning and Skills	103,908	4,983	108,891
Social Services	68,187	(356)	67,831
Visible and Housing Services	28,296	7,266	35,562
Housing Revenue Account (HRA)	(4,052)	(4,832)	(8,884)
Managing Director and Resources	22,577	(226)	22,351
Net Cost of Services	218,916	6,836	225,752
Other Income and Expenditure	(232,205)	(44,627)	(276,832)
(Surplus) or Deficit	(13,289)	(37,791)	(51,080)
Opening General Fund and HRA Balance at 31 March 2021	(90,956)		
Plus Surplus on General Fund and HRA Balance in Year	(13,289)		
Closing General Fund and HRA Balance 31 March 2021	(104,245)		

2021/22	Net Expenditure Chargeable to the General Fund and HRA Balances	Adjustments between Funding and Accounting Basis (Note 8)	Net Expenditure in the Comprehensive Income and Expenditure Statement
	£'000	£'000	£'000
Learning and Skills	107,410	13,509	120,919
Social Services	68,801	1,055	69,856
Visible and Housing Services	28,576	6,561	35,137
Housing Revenue Account (HRA)	(5,437)	(10,934)	(16,371)
Managing Director and Resources	22,873	3,585	26,458
Net Cost of Services	222,223	13,776	235,999
Other Income and Expenditure	(246,185)	(24,830)	(271,015)
(Surplus) or Deficit	(23,962)	(11,054)	(35,016)
Opening General Fund and HRA Balance at 31 March 2021	(104,245)		
Plus Surplus on General Fund and HRA Balance in Year	(23,962)		
Closing General Fund and HRA Balance 31 March 2022	(128,206)		

Movement in Reserves Statement 2020/21

This statement shows the movement in the year on the different reserves held by the Authority, analysed into “usable reserves” (i.e. those that can be applied to fund expenditure or reduce local taxation) and “unusable reserves”. Further information on this statement is shown on page 12.

Movement in Reserves Statement	Council Fund	Earmarked Reserves	Housing Revenue Account	Capital Receipts Reserve	Capital Grants Unapplied Account	Total Usable Reserves	Unusable Reserves	Total Authority Reserves
	£'000	£'000	£'000	£'000	£'000	£'000	£'000	£'000
Balance as at 31st March 2020	12,814	70,194	7,948	16,475	3,704	111,135	229,113	340,248
Total Comprehensive Income and Expenditure	31,257	10,182	9,642	0	0	51,081	(57,402)	(6,321)
Adjustments between accounting basis and funding basis under regulations (Note 10)	(32,202)	0	(5,590)	(3,083)	2,304	(38,571)	38,571	0
Increase/(Decrease) in 2020/21	(945)	10,182	4,052	(3,083)	2,304	12,510	(18,831)	(6,321)
Balance as at 31st March 2021	11,869	80,376	12,000	13,392	6,008	123,645	210,282	333,927

Movement in Reserves Statement 2021/22

Movement in Reserves Statement	Council Fund	Earmarked Reserves	Housing Revenue Account	Capital Receipts Reserve	Capital Grants Unapplied Account	Total Usable Reserves	Unusable Reserves	Total Authority Reserves
	£'000	£'000	£'000	£'000	£'000	£'000	£'000	£'000
Balance as at 31st March 2021	11,869	80,376	12,000	13,392	6,008	123,645	210,282	333,927
Total Comprehensive Income and Expenditure	(3,594)	17,881	20,728	0	0	35,015	124,508	159,523
Adjustments between accounting basis and funding basis under regulations (Note 10)	4,235	0	(15,289)	(1,548)	(1,457)	(14,059)	14,059	0
Increase/(Decrease) in 2021/22	641	17,881	5,439	(1,548)	(1,457)	20,956	138,567	159,523
Balance as at 31st March 2022	12,510	98,257	17,439	11,844	4,551	144,601	348,849	493,450

Vale of Glamorgan County Borough Council
Comprehensive Income and Expenditure Statement

This statement shows the accounting cost in the year of providing services in accordance with generally accepted accounting practices rather than the amount to be funded from taxation. Further information is shown on page 12.

Restated (Note 7) 2020/21			Expenditure on Services	2021/22		
Gross Expt.	Income	Net Expt.		Gross Expt.	Income	Net Expt.
£'000	£'000	£'000		£'000	£'000	£'000
146,071	37,180	108,891	Learning and Skills	167,551	46,632	120,919
96,603	28,772	67,831	Social Services	101,315	31,459	69,856
54,699	19,137	35,562	Visible and Housing Services	60,464	25,327	35,137
12,588	21,472	(8,884)	Housing Revenue Account (HRA)	5,580	21,951	(16,371)
65,842	43,491	22,351	Managing Director and Resources	67,588	41,129	26,459
375,803	150,052	225,751	Cost of Services	402,498	166,498	236,000
			Other operating expenditure			
3,061	0	3,061	Town/Community Council Precepts	3,174	0	3,174
16,583	0	16,583	South Wales Police Authority	17,669	0	17,669
6,381	0	6,381	South Wales Fire Authority	6,743	0	6,743
94	0	94	Other Levies and Contributions	106	0	106
154	0	154	(Gains)/losses on the disposal of non-current assets	10,078	0	10,078
			Financing and investment income and expenditure			
7,117	0	7,117	Interest payable and similar charges	6,916	0	6,916
5,812	0	5,812	Net interest on defined benefit liability	6,825	0	6,825
640	0	640	Revaluation of Investment Properties	7	0	7
0	498	(498)	Interest receivable and other income	0	654	(654)
			Taxation and non-specific grant income			
0	89,318	(89,318)	Council Tax income (Note 13)	0	95,022	(95,022)
0	41,095	(41,095)	Non domestic rates (Note 14)	0	43,918	(43,918)
0	119,926	(119,926)	Revenue Support grants (Note 12)	0	126,846	(126,846)
0	1,585	(1,585)	Council Tax grant	0	1,249	(1,249)
0	78	(78)	Deferred Tax	41	0	41
0	64,174	(64,174)	Capital grants and contributions	0	54,885	(54,885)
415,645	466,726	(51,081)	(Surplus) or Deficit on the Provision of Services	454,057	489,072	(35,015)
		(2,143)	(Surplus)on revaluation of non-current assets (Note 6)			(44,323)
		1,272	Impairment losses on non-current assets Revaluation Reserve (Note 16)			0
		58,273	Remeasurements of the net defined benefit liability/(asset) (Note 39)			(80,185)
		57,402	Other Comprehensive Income and Expenditure			(124,508)
		6,321	Total Comprehensive Income and Expenditure			(159,523)

Balance Sheet as at 31st March 2022

The Balance Sheet shows the value as at the Balance Sheet date of the assets and liabilities recognised by the Authority. The net assets of the Authority (Assets less Liabilities) are matched by the reserves held by the Authority. Reserves are reported in two categories: Usable and Unusable Reserves. Further information is shown on page 12 of this report.

31 March 2021	Restated 31 March 2021		Notes	31 March 2022
£'000	£'000			£'000
737,271	741,521	Property, Plant and Equipment	16	822,241
2,458	2,458	Joint Committee Investment Properties	34	2,454
170	170	Equity		170
212	212	Intangible Assets		352
2	2	Long Term Investments	20	2
1,564	1,564	Long Term Debtors	20	2,880
741,677	745,927	Long Term Assets		828,099
69,158	69,158	Short Term Investment	20	82,462
0	0	Assets Held for Sale	18	0
122	122	Deferred Tax Asset		113
1,330	1,330	Inventories		1,184
51,443	51,443	Short Term Debtors	21	76,967
27,576	27,576	Cash and Cash Equivalents	22	20,980
149,629	149,629	Current Assets		181,706
9,679	9,679	Short Term Borrowing	20	9,163
40,136	40,136	Short Term Creditors	23	50,363
1,724	1,724	Provisions (Short Term)	24	1,611
444	444	Donated Inventory Account		596
15,600	15,600	Grants Receipts in Advance – Capital	32	13,410
67,583	67,583	Current Liabilities		75,143
329	329	Provisions (Long Term)	24	497
144,324	144,324	Long Term Borrowing	20	145,492
9,638	9,638	Other Long Term Liabilities	25	8,720
332,244	332,244	Other Long Term Liabilities (Pensions)	39	276,615
7,511	7,511	Grants Receipts in Advance - Capital (Long Term)	32	9,888
494,046	494,046	Long Term Liabilities		441,212
329,677	333,927	Net Assets		493,450
123,645	123,645	Usable Reserves	26	144,601
206,032	210,282	Unusable Reserves	27	348,849
329,677	333,927	Total Reserves		493,450

Restated to include the value of HRA garages previously excluded in error, the details of this restatement are included in Note 7.

Cash Flow Statement

The Cash Flow Statement shows the change in cash and cash equivalents of the Authority during the reporting period. The statement shows how the Authority generates and uses cash and cash equivalents by classifying cash flows into operating and investing and financing activities. Further information is included on page 13 of this report.

31 March 2021		Notes	31 March 2022
Restated (Note 7)			
£'000			£'000
51,081	Net surplus or (deficit) on the provision of services		35,015
30,743	Adjustments to net surplus or deficit on the provision of services for non-cash movements	28	42,486
	Adjustments for items that are investing and financing activities		
(124)	Proceeds from the sale of property, plant and equipment and intangible assets.		(1,098)
(43,300)	Any items which the cash effects are investing or financing cashflows		(56,342)
(43,424)	Adjustments for items included in the net surplus or deficit on the provision of services that are investing and financing activities		(57,440)
38,400	Net cash flows from Operating Activities		20,061
	Investing Activities		
(71,205)	Purchase of property, plant and equipment and intangible assets.		(59,204)
124	Proceeds from the sale of property, plant and equipment and intangible assets.		248
0	Purchase of short term/long term investments		(13,477)
(8,962)	Other payments for investing activities		(3,133)
(244)	Proceeds from short term/long term investments		0
55,273	Other Receipts from Investing Activities		46,881
(25,014)	Net Cashflow from Investing Activities		(28,685)
	Financing Activities		
(825)	Repayments of Short and Long Term Borrowing		611
1,814	Other Payments for Financing Activities		1,417
989	Net cash flows from Financing Activities		2,028
14,375	Net increase or decrease in cash and cash equivalents		(6,596)
13,201	Cash and cash equivalents at the beginning of the reporting period		27,576
27,576	Cash and cash equivalents at the end of the reporting period		20,980

Notes to the Financial Statements

1. Statement of Accounting Policies

a	Accounting Policies	<p>The Authority is required to prepare an annual Statement of Accounts by the Accounts and Audit (Wales) Regulations 2014 (as amended) which require them to be prepared in accordance with proper accounting practices. These practices primarily comprise the Code of Practice on Local Authority Accounting in the United Kingdom 2021/22 supported by International Financial Reporting Standards (IFRS) and statutory guidance. The accounts are prepared on a going concern basis.</p>
b	Revenue/Expenditure	<p>The transactions of the Council are accounted for in the year that it takes place, not simply when cash payments are made or received. In particular:</p> <ul style="list-style-type: none"> • Revenue from the sale of goods is recognised when the Authority transfers the significant risks and rewards of ownership to the purchaser and it is probable that economic benefits or service potential associated with the transaction will flow to the Authority. • Revenue from the provision of services is recognised when the Authority can measure reliably the percentage of completion of the transaction and it is probable that economic benefits or service potential associated with the transaction will flow to the Authority. • Expenses in relation to services received (including services provided by employees) are recorded as expenditure when the services are received rather than when payments are made. • Where revenue and expenditure have been recognised but cash has not been received or paid, a debtor or creditor for the relevant amount is recorded in the Balance Sheet. Where debts may not be settled, the balance of debtors is written down and a charge made to revenue for the income that might not be collected. <p>There are certain exceptions to this principle. The main items are:-</p> <p>(a) Electricity charges, telephone expenses, leasing and similar periodic payments are included in the Accounts on a payments basis and not accrued to 31st March each year. Payments in respect of a full twelve months are included.</p> <p>(b) The amount included in the accounts for Government Revenue Support Grant for 2021/22 is</p>

		<p>on the basis of the allocation as approved by Welsh Government in year. Where final figures are not available e.g. Subsidy Entitlement, the amounts included are based on the latest available information.</p> <p>The difference between the amounts charged annually to the Revenue Accounts in respect of items (a) and (b) and the amounts that would be charged if they were accrued to 31st March each year is not significant.</p>
c	Prior Period adjustments, Changes in Accounting Policies and Estimates and Errors	<p>A change in accounting policies or to correct a material error can result in a prior period adjustment. Changes in accounting estimates do not give rise to a prior period adjustment but are accounted for prospectively.</p> <p>Changes in accounting policies are only made when required by proper accounting practices or the change provides more reliable or relevant information about the effect of transactions, other events and conditions of the Authority's financial position or financial performance. Where a change is made, it is applied retrospectively (unless stated otherwise) by adjusting opening balances and comparative amounts for the prior period as if the new policy had always been applied.</p> <p>Material errors discovered in prior period figures are corrected retrospectively by amending opening balances and comparative amounts for the prior period.</p>
d	Charges to Revenue for Non-Current Assets	<p>The following amounts are charged to revenue to record the cost of holding fixed assets during the year:</p> <ul style="list-style-type: none"> • Depreciation attributable to the assets used by the relevant service. • Revaluation and impairment losses on assets chargeable to the service. • Amortisation of intangible non-current assets attributable to the service. <p>Council Tax is not required to be raised to fund depreciation, revaluation, impairment losses or amortisations. However, an annual contribution is required from revenue (Minimum Revenue Provision) towards the reduction in its overall borrowing requirement equal to an amount calculated on a prudent basis determined by the Authority in accordance with statutory guidance.</p>

e	Employee Benefits	<p>Benefits Payable during Employment Short term employee benefits are those due to be settled within 12 months of the year end. An accrual is made for the cost of holiday entitlements (or any form of leave) earned by employees but not taken before the year end which employees can carry forward into the next financial year. Holiday benefits are charged to revenue in the financial year in which the holiday absence occurs.</p>
		<p>Termination Benefits Termination benefits are amounts payable as a result of a decision by the Authority to terminate an officer's employment before the normal retirement date or an officer's decision to accept voluntary redundancy in exchange for those benefits. These costs are charged on an accruals basis to the appropriate service or where applicable to Managing Director and Resources.</p>
		<p>Post Employment Benefits Employees of the Authority are members of two separate pension schemes:</p> <ul style="list-style-type: none"> • The Teachers' Pension Scheme, administered by Capita Teachers' Pensions on behalf of the Department for Education (DfE). • The Local Government Pensions Scheme, administered by Cardiff County Council Pension Authority. <p>Both schemes provided defined benefits to members (retirement lump sums and pensions), earned as employees who worked for the Authority. The arrangements for the teachers' scheme means that liabilities for these benefits cannot ordinarily be identified specifically to the Authority. The scheme is therefore accounted for as if it were a defined contribution scheme and no liability for future payments of benefits is recognised in the Balance Sheet.</p>
		<p>The Local Government Pension Scheme The Local Government Scheme is accounted for as a defined benefits scheme:</p> <ul style="list-style-type: none"> • The liabilities of the Cardiff and Vale Pension Fund attributable to the Authority are included in the Balance Sheet on an actuarial basis using the projected unit method i.e. an assessment of the future payments that will be made in relation to

		<p>retirement benefits earned to date by employees, based on assumptions about mortality rates, employee turnover rates, etc. and projections of projected earnings for current employees.</p> <ul style="list-style-type: none"> • Liabilities are discounted to their value at current prices, using a discount rate. • The assets of the Cardiff and Vale Pension Fund attributable to the Authority are included in the Balance Sheet at their fair value. • The actuarial valuation carried out at 31st March 2019 has been adjusted to exclude staff working for the Shared Regulatory Service and Vale and Valleys Adoption Service. The Council's share of these balances based on the Joint Committee balances are the consolidated back into the accounts and set out in Note 39 to these accounts.
		<p>The change in the net pension's liability is analysed into the following components:</p> <p>Service cost comprising</p> <ul style="list-style-type: none"> • Current service cost – the increase in liabilities as a result of years of service earned this year which is allocated in the Comprehensive Income and Expenditure Statement to the services for which the employees worked. • Past service cost – the increase in liabilities as a result of a scheme amendment or curtailment whose effect relates to years of service earned in earlier years. Debited to the surplus or deficit of services in the Comprehensive Income and Expenditure. • Net interest on the net defined benefit liability (asset), i.e. net interest expense for the Authority – the change during the period in the net defined benefit liability (asset) that arises from the passage of time charged to the Financing and Investment Income and Expenditure line of the Comprehensive Income and Expenditure Statement. This is calculated by applying the discount rate used to measure the defined benefit obligation at the beginning of the period to the net defined benefit liability (asset) at the beginning of the period, taking into account any changes in the net defined benefit (asset) during the period as a result of contribution and benefit payments. <p>Remeasurements comprising:</p> <ul style="list-style-type: none"> • The return on plan assets – excluding amounts included in net interest on the net defined liability

		<p>(asset). This is charged to the Pensions Reserve as Other Comprehensive Income and Expenditure.</p> <ul style="list-style-type: none"> Actuarial gains and losses – changes in the net pensions liability that arise because events have not coincided with assumptions made at the last actuarial valuation or because the actuaries have updated their assumptions, charged to the Pensions Reserve as Other Comprehensive Income and Expenditure. <p>Statutory provisions require the Council Fund balance be charged with the amount payable by the Authority to the pension fund or directly to pensioners in the year in relation to retirement benefits not the amount calculated according to the relevant standards. In the movement in reserves statement this means that there are transfers to and from the pensions reserve to remove the notional debits and credits for retirement benefits and replace them with debits for the cash paid to the pension fund and pensioners and any such amounts payable but unpaid at the year-end. The negative balance that arises on the pensions reserve thereby measures the beneficial impact to the council fund of being required to account for retirement benefits on the basis of cashflows rather than as benefits are earned by employees.</p>
		<p>Discretionary Benefits</p> <p>The Authority also has restricted powers to make discretionary awards of retirement benefits in the event of early retirements. Any liabilities estimated to arise as a result of an award to any member of staff (including teachers) are accrued in the year of the decision to make the award and accounted for using the same policies as are applied to the Local Government Pension Scheme.</p>
<p>f</p>	<p>Events after the Balance Sheet date</p>	<p>These are events, both favourable and unfavourable, that occur between the end of the reporting period and the date when the Statement of Accounts is authorised for issue. Such events could result in the Statement of Accounts being adjusted. Two types of events can be identified:</p> <ul style="list-style-type: none"> Those that provide evidence of conditions that existed at the end of the reporting period – the Statement of Accounts is adjusted to reflect such events.

		<ul style="list-style-type: none"> Those that are indicative of conditions that arose after the reporting period – the Statement of Accounts is not adjusted to reflect such events, but where a category of events would have a material effect, disclosure is made in the notes of the nature of the events and their estimated financial effect.
g	Cash and Cash Equivalents	<p>Cash is represented by cash in hand, bank overdrafts and deposits held with financial institutions which are repayable without penalty on notice of not more than 24 hours as at 31st March 2022. Cash equivalents are highly liquid investments which are readily convertible to known amounts of cash without there being a significant risk of change in value and refer to instant access call accounts such as those held with Banks and Money Market Funds. Any other short term investments are excluded from cash and cash equivalents and are treated as current assets. In the cash flow statement, cash and cash equivalents are shown net of bank overdrafts that are repayable on demand and form an integral part of the Authority's cash management.</p>
h	Financial Instruments	<p>Financial Liabilities</p> <p>Financial liabilities are initially measured at fair value and are carried at their amortised cost. Annual charges to the Financing and Investment Income and Expenditure line in the Comprehensive Income and Expenditure Statement for interest payable are based on the carrying amount of the liability, multiplied by the effective rate of interest for the instrument.</p> <p>Financial Assets</p> <p>Financial assets are classified into two types:</p> <ul style="list-style-type: none"> Loans and receivables – assets that have fixed or determinable payments but are not quoted in an active market. Available-for-sale assets – assets that have a quoted market price and / or do not have fixed or determinable payments. <p>Loans and Receivables</p> <p>Loans and receivables are initially measured at fair value and carried at their amortised cost. Annual credits to the Financing and Investment Income and Expenditure line in the Comprehensive Income and Expenditure Statement for interest receivable are based on the carrying amount of the asset multiplied by the effective rate of interest for the instrument. For</p>

		<p>most of the loans that the Authority has made, this means that the amount presented in the Balance Sheet is the outstanding principal receivable plus accrued interest and interest credited to the Comprehensive Income and Expenditure Statement is the amount receivable for the year in the loan agreement.</p> <p>When a soft loan is made, a loss is recorded in the Comprehensive Income and Expenditure Statement for the present value of the interest that will be foregone over the life of the instrument, resulting in a lower amortised cost than the outstanding principal. Interest is credited to the Financing and Investment Income and Expenditure line in the Comprehensive Income and Expenditure Statement at a marginally higher effective rate of interest than the rate receivable, with the difference serving to increase the amortised cost of the loan in the Balance Sheet. The reconciliation of amounts debited and credited to the Comprehensive Income and Expenditure Statement to the net gain required against the Council Fund Balance is managed by a transfer to or from the Financial Instruments Adjustment Account in the Movement in Reserves Statement.</p>
<p>i</p>	<p>Available for Sale Assets</p>	<p>Available for Sale Assets are initially measured and carried at fair value. Where the asset has fixed or determinable payments, annual credits to the Financing and Investment Income and Expenditure Income line in the Comprehensive Income and Expenditure Statement for interest receivable are based on the amortised cost of the asset multiplied by the effective rate of interest for the instrument. Where there are no fixed or determinable payments, income (e.g. dividends) is credited to the Comprehensive Income and Expenditure Statement when it becomes receivable by the Council.</p> <p>Assets are maintained in the Balance Sheet at fair value.</p> <p>Changes in fair value are balanced by an entry in the Available for Sale Reserve and the gain /loss is recognised in the Surplus or Deficit on Revaluation of Available for Sale Financial Assets. The exception is where impairment losses have been incurred. These are debited to the Financing and Investment Income and Expenditure line in the Comprehensive Income and Expenditure Statement along with any net gain / loss for the asset accumulated in the reserve.</p>

j	Government Grants and Contributions	<p>Government grants and third party contributions and donations are recognised as due to the Authority when there is reasonable assurance that:</p> <ul style="list-style-type: none"> • The Authority will comply with the conditions attached to the payments, and • The grants or contributions will be received. <p>Grants and contributions advanced for which conditions have not been satisfied are carried in the Balance Sheet as creditors. Once conditions are satisfied, the grants or contributions are credited to the Comprehensive Income and Expenditure Statement.</p> <p>Capital grants are credited to the Comprehensive Income and Expenditure Statement and are reversed out of the Council Fund Balance in the Movement in Reserves Statement. Grants not yet used to finance capital expenditure, are posted to the Capital Grants Unapplied reserve. Once applied, it is posted to the Capital Adjustment Account.</p>
k	Intangible Assets	<p>Expenditure on non monetary assets that do not have physical substance but are controlled by the Authority is capitalised when it is expected that future economic benefits or service potential will flow from the intangible asset to the Authority.</p> <p>The depreciable amount of an intangible asset is amortised over its useful life to the relevant service line(s) in the Comprehensive Income and Expenditure Statement.</p>
l	Inventories and Long Term Contracts	<p>Inventories should be included in the Balance Sheet at the lower of cost and net realisable value. However, some stock is valued at the latest price paid, with an allowance made for obsolete and slow-moving items. The effect of the different treatment is considered to be immaterial.</p> <p>Revenue from contracts with service recipients, is recognised in line with IFRS 15 – Revenue from Contracts with Customers. In essence it means recognition occurs when (or as) the goods or services are transferred to the service recipient in accordance with the performance obligations in the contract. Supplies are recorded as expenditure when they are consumed – where there is a gap between the date supplies are received and their consumption; they are carried as inventories on the Balance Sheet</p>
m	Jointly Controlled Operations	<p>Joint operations are arrangements undertaken by the Council in conjunction with other ventures that make</p>

		<p>use of its assets and resources. Joint Committees are examples of Jointly Controlled Operations.</p> <p>The relevant proportion of the transactions and balances for Joint Committees are included within the Council's Financial Statements. These reflect the transactions and balances as per the draft accounts prepared for each Joint Committee. To date there has been no audit opinion issued in respect of any of these Joint Committees.</p>
n	Leases	<p>The Council currently has no Finance Leases. The land and buildings elements of a lease are considered separately for classification.</p> <p>The Authority as Lessee</p> <p>Operating Leases Rentals paid under operating leases are charged to the services in the Comprehensive Income and Expenditure Statement that benefit from the use of the leased property, plant or equipment.</p> <p>The Authority as Lessor</p> <p>Operating Leases Rental income under an operating lease is credited to the Comprehensive Income and Expenditure Statement; the property, plant or equipment is retained in the Balance Sheet.</p>
o	Overheads and Support Services	<p>The accounts have been adjusted to remove internal recharges for overheads and support services from the figures shown in the Comprehensive Income and Expenditure Statement.</p>
p	Property Plant and Equipment	<p>Revaluation of the assets of the Authority will be undertaken on a rolling basis over a five year cycle by an external valuer.</p> <p>Due to the economic volatility during 2021/22 and the significant increase in the construction costs of schemes which would have a particular impact on assets valued on a Depreciated Replacement Cost basis all Land and Building assets were revalued by an External Valuer as part of the preparation of the 2021/22 accounts.</p> <p>Council Dwellings are regarded by the Authority as operational and valued using the Beacon approach (adjusted vacant possession value).</p> <p>Land and Property regarded by the Authority as operational was valued on the basis of constructing</p>

	<p>modern equivalent buildings, or where this could not be assessed because there was no market for the subject asset (i.e. specialised property) the depreciated replacement cost.</p> <p>Land and Property regarded by the Authority as non-operational have been valued on the basis of cost, fair value, or depreciated replacement cost as appropriate.</p> <p>Infrastructure, Vehicles, Plant and Equipment and Community Assets are included at cost (less depreciation where required).</p> <p>Expenditure on the acquisition, creation or enhancement of Property, Plant and Equipment is capitalised on an accruals basis, provided that the future economic benefits or service potential associated with the item will flow to the Authority and the cost of the item can be measured reliably.</p> <p>A de-minimis rule for capital has been applied – generally no capital expenditure valued at under £10,000 is included within capital spend.</p> <p>Assets are initially measured at cost, comprising:</p> <ul style="list-style-type: none"> • the purchase price. • any costs attributable to bringing the asset to the location and condition necessary for it to be capable of operating in the manner intended by management. • The initial estimate of the costs of dismantling and removing the item and restoring the site on which it is located. <p>For Land and Building additions any expenditure less than £50k is enhanced and then impaired back out unless it relates to schemes such as boilers, new structures which have previously been shown to be enhancing. Schemes costing between £50k and £250k are enhanced in full subject to some exceptions. Schemes including works to boilers, roofs, rewiring and multiple schemes are enhanced at 65% of the value. Any unusual or schemes exceeding £250k in value were reviewed by a FRICs qualified valuer to assess the level of enhancement.</p> <p>Increases in valuations are matched by credits to the Revaluation Reserve to recognise unrealised gains. Exceptionally, gains might be credited to the Comprehensive Income and Expenditure Statement</p>
--	---

		<p>where they arise from the reversal of an impairment loss previously charged to a service revenue account.</p> <p>The Revaluation Reserve contains revaluation gains recognised since 1 April 2007 only, the date of its formal implementation. Gains arising before that date have been consolidated into the Capital Adjustment Account.</p> <p>Where decreases in value for individual assets are identified, they are accounted for either by setting it off against gains for the asset in the Revaluation Reserve or against the relevant service lines in the Comprehensive Income and Expenditure Statement.</p>
		<p>Component accounting</p> <p>Assets with a net book value in excess of £3 million will be reviewed to determine if there are any significant components that require a separate depreciation calculation and whether it is material. No adjustment for component accounting was made in the accounts.</p>
		<p>Impairment</p> <p>Assets are assessed at each year end as to whether there is an indication that an asset may be impaired. Where indications exist and any possible differences are estimated to be material, the recoverable amount is estimated and if this is less than the carrying amount an impairment loss is recognised for the shortfall. This is either set against the balance of the Revaluation Reserve if there have been previous valuation gains for the asset or it is written down against the relevant service line in the Comprehensive Income and Expenditure Statement.</p>
		<p>Depreciation</p> <p>Depreciation is provided for on all Property, Plant and Equipment assets over their useful lives. An exception is where assets are without a determinable finite useful life (i.e. Freehold Land and Community Assets) and assets that are not available for use (i.e. assets under construction).</p> <p>Depreciation is calculated on the following basis:</p> <ul style="list-style-type: none"> • Dwellings and other buildings - straight line allocation over the useful life of the property as estimated by the valuer. • Vehicles, plant, furniture and equipment - over the life of the asset.

		<ul style="list-style-type: none"> • Infrastructure – straight line allocation over 40 years. <p>No depreciation is charged in the year of acquisition with a full year charge applied in the disposal year, except for Vehicles which is charged in the month following acquisition.</p> <p>Revaluation gains are also depreciated, with an amount equal to the difference between current value depreciation charged on assets and the depreciation that would have been chargeable based on their historical cost being transferred each year from the Revaluation Reserve to the Capital Adjustment Account.</p>
		<p>Disposals and Non Current Assets Held for Sale</p> <p>An asset is reclassified as Held for Sale when it is probable that the carrying amount will be recovered principally through a sale transaction. The asset is revalued immediately before reclassification and carried at the lower of this amount and the fair value less costs to sell. Where there is a subsequent decrease to fair value less costs to sell, the loss is posted to the Other Operating Expenditure line in the Comprehensive Income and Expenditure Statement. Depreciation is not charged on Assets Held for Sale.</p> <p>Where assets no longer meet the criteria to be classified as Assets Held for Sale they are reclassified back to non-current assets.</p> <p>Assets that are to be abandoned or scrapped are not reclassified as Assets Held for Sale.</p> <p>When an asset is disposed of or decommissioned, the carrying amount of the asset in the Balance Sheet is written off to the Other Operating Expenditure line in the Comprehensive Income and Expenditure Statement as part of the gain or loss on disposal.</p> <p>Receipts from disposals are credited to the same line of the Comprehensive Income and Expenditure Statement also as part of the gain or loss on disposal. Any revaluation gains that are accumulated for the asset in the Revaluation Reserve are transferred to the Capital Adjustment Account.</p>

		<p>Amounts received for a disposal in excess of £10,000 are categorised as capital receipts.</p> <p>The written off value on disposals is not a charge to Council Tax as the cost for non current assets is separately provided for under separate arrangements for capital financing</p>
q	Fair Value Measurement	<p>The authority measures some of its assets held for sale and some of its financial instruments at fair value at each reporting date. Fair value is the price that would be received to sell an asset or paid to transfer a liability in an orderly transaction between market participants at the measurement date. The fair value measurement assumes that the transaction to sell the asset or transfer the liability takes place either;</p> <ul style="list-style-type: none"> • In the principal market for the asset or liability, or • In the absence of a principal market, in the most advantageous market for the asset or liability. <p>The authority measures the fair value of an asset or liability using the assumptions that market participants would use when pricing the asset or liability assuming that market participants act in their best economic interest by using the asset in its highest and best use, or selling the asset to another participant.</p> <p>The authority uses valuation techniques that are appropriate in the circumstances maximising the use of observable inputs. Inputs to the valuation techniques in respect of assets and liabilities for which fair value is measured or disclosed are categorised within the fair value hierarchy, as follows;</p> <ul style="list-style-type: none"> • Level 1 – quoted prices (unadjusted) in active markets for identical assets or liabilities that the authority can access at the measurement date. • Level 2 – inputs rather than quoted prices included within Level 1 that are observable for the asset or liability either directly or indirectly. • Level 3 – unobservable inputs for the asset or liability.
r	Provisions, Contingent Liabilities and Contingent Assets	<p>Provisions</p> <p>Provisions are made when an event has taken place that gives the Authority a legal or constructive obligation that probably requires settlement by a transfer of economic benefit or service potential, and a reliable estimate can be made of the amount of the obligation.</p>

		<p>Provisions are charged as an expense to the appropriate service line in the Comprehensive Income and Expenditure Statement in the year that the Authority becomes aware of the obligation and are measured at the best estimate at the Balance Sheet date of the expenditure required to settle the obligation, taking into account relevant risks and uncertainties.</p> <p>When payments are eventually made, they are charged to the provision carried in the Balance Sheet.</p> <p>Estimated settlements are reviewed at the end of each financial year – where it becomes less than probable that a transfer of economic benefits will now be required (or a lower settlement than anticipated is made), the provision is reversed and credited back to the relevant service. See note 24 to the accounts.</p>
		<p>Contingent Liabilities</p> <p>A contingent liability arises where an event has taken place that gives the Authority a possible obligation whose existence will only be confirmed by the occurrence or otherwise of uncertain future events not wholly within the control of the Authority. Contingent liabilities also arise in circumstances where a provision would otherwise be made but either it is not probable that an outflow of resources will be required or the amount of the obligation cannot be measured reliably.</p> <p>Contingent liabilities are not recognised in the Balance Sheet but disclosed in a note to the accounts.</p>
		<p>Contingent Assets</p> <p>A contingent asset arises where an event has taken place that gives the Authority a possible asset whose existence will only be confirmed by the occurrence or otherwise of uncertain future events not wholly within the control of the Authority.</p> <p>Contingent assets are not recognised in the Balance Sheet but disclosed in a note to the accounts where it is probable that there will be an inflow of economic benefits or service potential.</p>
s	Specific Reserves	<p>These reserves represent sums of money that are voluntarily set aside for specific purposes. The</p>

		purpose of these reserves is explained in Note 11 to the accounts.
t	Revenue Expenditure Funded from Capital under Statute	Expenditure that may be capitalised under statutory provisions but does not result in the creation of non-current assets has been charged as expenditure to the relevant service in the Comprehensive Income and Expenditure Statement in the year. The total gross expenditure is £7.415 million. Where the Council has determined to meet the cost of this expenditure from existing capital resources or by borrowing, a transfer in the Movement in Reserves Statement from the Council Fund balance to the Capital Adjustment Account then reverses out the amounts charged so that there is no impact on the level of Council Tax.
u	Local Authority Schools	The Council does not include a school's property, plant and equipment in its Balance Sheet where it does not own or have significant control over the economic benefit of these assets. This means that the buildings used by voluntary aided, Roman Catholic aided and voluntary controlled schools are excluded from property, plant and equipment where they are not owned by the Council. However, land owned by the Council and used by these schools is recognised in property, plant and equipment. The property, plant and equipment of community and foundation schools are recognised on the Authority's Balance Sheet. The income and expenditure for all schools is included within the CI&ES and any unspent resources held by schools are included within earmarked reserves in the Council's Balance Sheet.
v	Value Added Tax	Income and expenditure excludes any amounts related to Value Added Tax (VAT), as all VAT collected is payable to HM Revenue and Customs and all VAT paid is recoverable from them.
w	Exceptional Items	When items of income and expense are material, their nature and amount is disclosed separately, either on the face of the Comprehensive Income and Expenditure Statement or in the Notes to the Statement of Accounts, depending on how significant the items are to an understanding of the Council's financial performance. There are no exceptional items in 2021/22.
x	Investment in Companies	The Council currently only has one investment in a company and this is its 100% shareholding in the Big Fresh Catering Company which was established on 1 st January 2020. The Council having considered the materiality of the investment and its delivery of core Council services has taken the decision to

		consolidate through Group Accounts. The Council's shareholding is not listed on any quoted market the valuation estimate of the company will be based on its draft set of financial accounts (Level 3).
y	Inventories	<p>Inventories are measured and held at the lower of cost or net realisable value. When such inventories are sold, exchanged or distributed, the carrying amount is recognised as expenditure.</p> <p>Where donated inventory has been received it is offset on the balance sheet by a corresponding entry on the Donated Inventory Account.</p>
z	Adopted Highways	The Council reviews adoption of highways each year and where material the adoption will be reflected in the Council's infrastructure assets and offset by a corresponding entry on the donated assets account. There were no material adoptions in 2020/21 or 2021/22.

2. Accounting Standards that have been issued but have yet to be adopted

The Code requires the disclosure of information relating to the expected impact of an accounting change that will be required by a new standard that has been issued but not yet adopted.

At the balance sheet date, the following relevant new standards and amendments to existing standards have been published but not yet adopted by the Code:

- a. IFRS16 Leases (but only for those authorities that have decided to adopt IFRS 16 in the 2022/23 year). This is not applicable to the Vale of Glamorgan Council.
- b. IAS 37 (Onerous contracts) – clarifies the intention of the standard
- c. IAS 41 (Agriculture) – one of a small number of IFRSs that are only expected to apply to local authorities in limited circumstances.

None of the matters covered in the annual improvements are dealt with in detail in the 2022/23 Code. During the consultation on the 2022/23 Code CIPFA/LASAA did not envisage them having a significant effect on local authority financial statements.

- d. Property, Plant and Equipment: Proceeds before Intended Use (Amendments to IAS16).

Note that this is based on the current position as agreed by CIPFA/LASAA but the Code has not yet been subject to full due process so this might be subject to change.

It is unlikely that any of the above will have an impact upon the financial statements.

However the following details regarding IFRS 16 - Leases are provided for information purposes. IFRS 16 Leases will require local authorities that are lessees to recognise most leases on their balance sheets as right of use asset with corresponding lease liabilities. CIPFA/LASAAC have deferred implementation of IFRS 16 for local government to 1st April 2024.

The Council is carrying out work to establish the extent of the impact of IFRS16 on the Authority's accounts and a full list of leases to be reviewed has been prepared in consultation with service departments and the relevant data for each lease arrangement has been gathered. The Council has had initial discussion with the external valuer as it will be required to get valuations for some leased buildings. The Council has also listed a number of arrangements where it will need to consider the impact of lease arrangements embedded in contracts and will be liaising with Audit Wales and other Welsh authorities to ensure a consistent interpretation of this emerging standard is made.

3. Critical Judgements in Applying Accounting Policies

In applying the accounting policies set out above, the Authority has had to make certain judgements about complex transactions or those involving uncertainty about future events.

There is a high degree of uncertainty about future levels of funding for local government. However, the Authority has determined that this uncertainty is not yet sufficient to provide an indication that the assets of the Authority might be impaired as a result of a need to close facilities and reduce levels of service provision.

4. Assumptions Made About the Future and Other Major Sources of Estimation Uncertainty

The Statement of Accounts contains estimated figures that are based on assumptions made by the Authority about the future or that are otherwise uncertain. Estimates are made taking into account historical experience, current trends and other relevant factors. However, because balances cannot be determined with certainty, actual results could be materially different from the assumptions and estimates. The items in the Authority's Balance Sheet at 31 March 2022 for which there is a significant risk of material adjustment in the forthcoming financial year are as follows:

Property, Plant and Equipment

Property Plant and Equipment (excluding infrastructure, community assets, assets under construction and vehicles, plant and equipment) are revalued annually for indicators of impairment. Judgements are required to make an assessment as to whether there has been an assessment of impairment.

Assets are depreciated over useful lives that are dependent on assumptions about the level of repairs and maintenance that will be incurred in relation to individual

assets. Useful asset lives will impact on depreciation calculations. For assets such as Infrastructure (40 years) Vehicles (6 years) and Equipment (3-18 years) standard asset lives are used unless evidence is available to the contrary. The Useful Economic Lives of operational buildings is estimated by a RICs qualified valuer as part of the valuation process.

The Housing Revenue Account Council Dwelling assets were due for revaluation as part of the 5 year rolling programme during 2021/22, this valuation has been carried out by a RICS qualified valuer from Savills using a Beacon approach. The valuation incorporates the 772 garages included in the Housing Revenue Account which are shown against Land and Buildings, they also include the new build development at Clos Holm View.

In addition due to the materiality uncertainty that continued to be applied to the other services Land and Building assets and in response to concerns expressed in the context of rising construction costs by Audit Wales a desktop valuation was performed by a RICs qualified valuer from Avison Young during 2021/22.

The impact of rising construction costs was considered to be particularly significant for Education and Social Services assets which are typically valued on a depreciated replacement cost (DRC) basis which reflect the cost of construction for a similar asset. These assets were also revalued on a desktop valuation basis by a RICs valuer from Avison Young during the accounts closure period.

A number of new build schools were completed during 2021/22 and these assets were also revalued upon transfer from the Asset Under Construction Account by a RICs valued from Avison Young.

Therefore the majority of the Council's asset base has been subject to revaluation during the 2021/22 financial year. Whereas land asset values have typically remained unchanged the majority of building assets particularly those valued on a DRC basis have increased in value. The valuations are set out in Note 16 to the accounts Property Plant and Equipment.

Minimum Revenue Provision

Statutory provision is made in the accounts for the repayment of the Council's borrowing. The Minimum Revenue Provision is based on a straight line repayment over the estimated life of the asset. The estimated life is based on information provided by a qualified valuer as part of the valuation process and the Council's asset register.

Provisions

A provision is included in the accounts for Municipal Mutual Insurance (MMI) liability using current information.

The MMI liability has been calculated based on the Vale of Glamorgan's share of outstanding claims from South Glamorgan, Mid Glamorgan and Vale of Glamorgan Borough. The scheme administrator regularly reviews the scheme and any significant changes in the financial position may lead to a further clawback.

Debtors

Sundry and council tax debtors were examined which resulted in a provision for doubtful debts. If the provision is too low, the Authority's finances would be affected. The Provision for Bad and Doubtful Debts is set based on the rates of collection for old debt in the previous financial year.

Pensions Liability

Estimation of the net liability to pay pensions depends on a number of complex judgements relating to the discount rate used, the rate at which salaries are projected to increase, changes in retirement ages, mortality rates and expected returns on pension fund assets.

A firm of actuaries is engaged to provide the Cardiff and Vale Pension Fund with expert advice about the assumptions to be applied. The actuarial report is based on a roll forward of the triennial valuation carried out at 31st March 2019.

The demographic and financial assumptions used in arriving at the 2021/22 actuarial report are set out in note 39.

Fair Value

Where the fair values of financial assets and financial liabilities cannot be measured based on quoted prices in active markets their fair value is measured using valuation techniques. Where possible the inputs to these valuations are based on observable data but where this is not possible judgement is required in establishing fair values.

Fair Values as at 31st March 2022 for the Council's financial assets and liabilities have been provided by the Council's Treasury Management advisor Link Asset Management Ltd and PWLB, as the majority of the Council's borrowing with PWLB at a fixed rate and there has been some increase in the PWLB borrowing rate during the intervening period this can be expected to be reflected in the Fair Values would be unlikely to have changed significantly in recent months, more detail in respect of this uncertainty is set out in note 41. Disclosure notes set out the fair values for the Authority's financial assets and liabilities as at 31st March 2022.

5. Material Items of Income and Expenditure

During 2021/22 the Council was impacted the Covid 19 Pandemic the additional grant income received to support the Council's response is set out in Note 15.

6. Events after the Balance Sheet Date

The statement of accounts was authorised for issue by the Head of Finance (Section 151 Officer) on 18th January 2023. Events taking place after this date are not reflected in the financial statement or notes. There have been no post balance sheet events prior to this date that have been reflected in the statement of accounts.

7. Prior Period Adjustment

The 2020/21 Balance Sheet has been adjusted to reflect the value of 772 HRA garages that were valued during 2021/22 and were not previously included in the Council's land and building valuations. The value of the buildings is £4.25m

The impact of this amendment on the 2020/21 balance sheet is reflected below;

	31 st March 2021	Restated 31 st March 2021	Restatement
	£'000	£'000	
Property, Plant and Equipment	737,271	741,521	4,250
Net Assets	329,677	333,927	4,250
Unusable Reserves	206,032	210,282	4,250
Total Reserves	329,677	333,927	4,250

This restatement also increases the gross expenditure against HRA in 2020/21 by £4.25m and the Comprehensive Income and Expenditure Statement.

Service	Gross Expt.	Income	Net Expt.
	£'000	£'000	£'000
Housing Revenue Account (HRA)	16,838	21,472	(4,634)
Restated Housing Revenue Account (HRA)	12,588	21,472	(8,884)
Variance	(4,250)	0	(4,250)

The change does not amend the Usable reserves of the Council and the increase is reflected in the adjustments note as set out below.

2020/21 Adjustments from General Fund to arrive at the Comprehensive Income and Expenditure Statement Amounts	Category Transfer	Adjustments for Capital Purposes	Net Change for Pensions Adjustment	Other Differences	Total Adjustment
	£'000	£'000	£'000	£'000	£'000
Housing Revenue Account (HRA)	-2,945	2,141	204	18	(582)
Restated Housing Revenue Account (HRA)	-2,945	6,391	204	18	3,688
Variance	0	4,250	0	0	4,250

8. Note to the Expenditure and Funding Analysis

2020/21 Restated (Note 7) Adjustments from General Fund to arrive at the Comprehensive Income and Expenditure Statement Amounts	Category Transfer	Adjustments for Capital Purposes	Net Change for Pensions Adjustment	Other Differences	Total Adjustment
	£'000	£'000	£'000	£'000	£'000
Learning and Skills	(3,343)	5,179	3,500	(353)	4,983
Social Services	(3,178)	704	1,923	195	(356)
Visible and Housing Services	(2,602)	8,545	1,186	137	7,266
Housing Revenue Account (HRA)	(2,945)	(2,109)	204	18	(4,832)
Managing Director and Resources	(1,513)	(143)	1,626	(196)	(226)
Net Cost of Services	(13,581)	12,176	8,439	(199)	6,835
Other Income and Expenditure	13,581	(64,020)	5,812	0	(44,627)
Difference between the General Fund surplus or deficit and Comprehensive Income and Expenditure statement surplus or deficit	0	(51,844)	14,251	(199)	(37,792)

2021/22 Adjustments from General Fund to arrive at the Comprehensive Income and Expenditure Statement Amounts	Category Transfer	Adjustments for Capital Purposes	Net Change for Pensions Adjustment	Other Differences	Total Adjustmen t
	£'000	£'000	£'000	£'000	£'000
Learning and Skills	(3,272)	9,791	6,988	2	13,509
Social Services	(3,261)	205	4,115	(4)	1,055
Visible and Housing Services	(2,331)	6,658	2,234	0	6,561
Housing Revenue Account (HRA)	(2,858)	(8,491)	415	0	(10,934)
Managing Director and Resources	(1,429)	1,034	3,748	232	3,585
Net Cost of Services	(13,151)	9,197	17,500	230	13,776
Other Income and Expenditure	13,151	(44,806)	6,825	0	(24,830)
Difference between the General Fund surplus or deficit and Comprehensive Income and Expenditure statement surplus or deficit	0	(35,609)	24,325	230	(11,054)

Note (i) Adjustments for Capital Purposes

- Depreciation/impairment and revaluation gains and losses are added in.
- Adjustment for disposals with a transfer of income on disposal of assets and the amounts written off for those assets.
- Statutory Capital Financing charges are deducted (Minimum Revenue Provision).
- Capital Grants and Donations are adjusted for.

Note (ii) Net Change for the Pensions Adjustments

This adjustment relates to the removal of pension contributions and the addition of IAS19 Employee Benefits pension related expenditure and income which means:

- The replacement of the employer pension contributions with current service costs and past service costs.

- The net interest on the defined benefit liability is charged to the Other Income and Expenditure line.

Note (iii) Other Differences

- Adjustments are made for accumulated absences.

9. Expenditure and Funding Analysis by Nature

Restated 31 March 2021 £'000		31 March 2022 £'000
160,486	Employee Expenditure	186,487
10,726	Employee Expenditure (Aided Schools)	11,667
174,190	Other Service Expenditure	190,446
30,401	Depreciation, Amortisation, Impairments & Other Capital Adjustments	13,939
7,117	Interest Payments	6,916
26,119	Precepts & Levies	27,692
154	Loss on Disposal of Non-Current Assets	10,078
5,812	Interest on net defined benefit liability/ (asset)	6,825
640	Revaluation on Investment Properties	7
415,645	Total Expenditure	454,057
(41,034)	Fees Charges & Other Service Income	(45,304)
(498)	Interest, Investment Income and Trading Outturn	(146)
(89,318)	Income from Council Tax	(95,019)
(335,876)	Government Grants and Contributions	(348,603)
0	Gains Disposal of Non-Current Assets	0
(466,726)	Total Income	(489,072)
(51,081)	(Surplus) or Deficit on the Provision of Services	(35,015)

10. Adjustments between Accounting Basis and Funding Basis under Regulations

Adjustments between Accounting Basis and Funding Basis under Regulations 2020/21 Restated (Note 7)	Council Fund Balance	Housing Revenue Account	Capital Receipts Reserve	Capital Grants Unapp	Mvmt in Unusable Reserves
	£'000	£'000	£'000	£'000	£'000
Adjustments to Revenue Resources					
Amounts by which the income and expenditure included in the CIES are different from revenue for the year calculated in accordance with statutory requirements					
Reversal of items relating to retirement benefits debited or credited to the CIES	28,760	614	0	0	(29,374)
Employers pension contributions and direct payments to pensions payable in the year	(14,832)	(291)	0	0	15,123
Financial Instruments (transferred to the Financial Instruments Adjustment Account)	(347)	0	0	0	347
Holiday pay (transfers to the Accumulated Absences Reserve)	132	18	0	0	(150)
Charges for depreciation/impairment of non-current assets	13,206	4,030	0	0	(17,236)
Revaluation (surplus)/deficit on Property Plant and Equipment	2,790	(1,304)	0	0	(1,486)
Amortisation of intangible assets	63	0	0	0	(63)
Amounts of non-current assets written off on disposal to CIES	31	43	0	0	(74)
Revenue Expenditure funded from capital under statute	5,752	1,614	0	0	(7,366)
Total Adjustments to Revenue Resources	35,555	4,724	0	0	(40,279)
Adjustments between Revenue and Capital Resources					
Transfer of non-current asset sale proceeds from revenue to the Capital Receipts Reserve	(27)	(97)	124	0	0
Administrative costs of the non-current asset disposals (funded by Capital Receipts Reserve)	205	0	0	0	(205)
Statutory provision for the repayment of debt (transfer from the Capital Adjustment Account)	(3,616)	(1,606)	0	0	5,222
Capital Expenditure financed from revenue balances (transferred to the Capital Adjustment Acc.)	(3,913)	(4,843)	0	0	8,756
Total Adjustments between Revenue and Capital Resources	(7,351)	(6,546)	124	0	13,773
Adjustments to Capital Resources					
Use of Capital Receipts Reserve to finance capital expenditure	0	0	(3,207)	0	3,207
Application of capital grants to finance capital expenditure	(60,406)	(3,768)	0	2,304	61,870
Cash payments in relation to deferred capital receipts	0	0	0	0	0
Total Adjustments to Capital Resources	(60,406)	(3,768)	(3,207)	2,304	65,077
Total Adjustments	(32,202)	(5,590)	(3,083)	2,304	38,571

Adjustments between Accounting Basis and Funding Basis under Regulations 2021/22	Council Fund Balance	Housing Revenue Account	Capital Receipts Reserve	Capital Grants Unapp	Mvmt in Unusable Reserves
Adjustments to Revenue Resources	£'000	£'000	£'000	£'000	£'000
Amounts by which the income and expenditure included in the CIES are different from revenue for the year calculated in accordance with statutory requirements					
Reversal of items relating to retirement benefits debited or credited to the CIES	39,560	858	0	0	(40,418)
Employers pension contributions and direct payments to pensions payable in the year	(15,558)	(304)	0	0	15,862
Financial Instruments (transferred to the Financial Instruments Adjustment Account)	(2)	0	0	0	2
Holiday pay (transfers to the Accumulated Absences Reserve)	1	0	0	0	(1)
Charges for depreciation/impairment of non-current assets	13,434	1,454	0	0	(14,888)
Revaluation (surplus)/deficit on Property Plant and Equipment	3,175	(6,575)	0	0	3,400
Amortisation of intangible assets	78	0	0	0	(78)
Amounts of non-current assets written off on disposal to CIES	11,176	0	0	0	(11,176)
Revenue Expenditure funded from capital under statute	6,481	934	0	0	(7,415)
Total Adjustments to Revenue Resources	58,345	(3,633)	0	0	(54,712)
Adjustments between Revenue and Capital Resources					
Transfer of non-current asset sale proceeds from revenue to the Capital Receipts Reserve	(248)	0	248	0	0
Transfer of non-current asset sale proceeds from revenue to the Deferred Capital Receipts Reserve	(850)	0	0	0	850
Administrative costs of the non-current asset disposals (funded by Capital Receipts Reserve)	0	0	0	0	0
Statutory provision for the repayment of debt (transfer from the Capital Adjustment Account)	(3,619)	(1,600)	0	0	5,219
Capital Expenditure financed from revenue balances (transferred to the Capital Adjustment Acc.)	(1,863)	(2,701)	0	0	4,564
Total Adjustments between Revenue and Capital Resources	(6,580)	(4,301)	248	0	10,633
Adjustments to Capital Resources					
Use of Capital Receipts Reserve to finance capital expenditure	0	0	(1,796)	0	1,796
Application of capital grants to finance capital expenditure	(47,530)	(7,355)	0	(1,457)	56,342
Cash payments in relation to deferred capital receipts	0	0	0	0	0
Total Adjustments to Capital Resources	(47,530)	(7,355)	(1,796)	(1,457)	58,138
Total Adjustments	4,235	(15,289)	(1,548)	(1,457)	14,059

11. Transfers To/From Earmarked Reserves

This sets out the amounts set aside from the Council Fund and HRA balances in earmarked reserves to provide financing for future expenditure plans and the amounts posted back from earmarked reserves to meet Council Fund and HRA expenditure in 2021/22.

Restated	31- Mar- 20	Tfr In	Tfr Out	31- Mar- 21	Tfr In	Tfr Out	31- Mar-22
	£'000	£'000	£'000	£'000	£'000	£'000	£'000
Council Fund							
School Reserves- Under Local Government Management of Schools, schools are able to carry forward surpluses and deficits. These are ringfenced for schools.	938	6,661	959	6,640	8,874	2,425	13,089
Capital Reserves							
ICT Renewal - This is a fund set aside to meet ICT renewals required by the Authority.	2,893	1,095	8	3,980	72	1,320	2,732
School Investment Strategy - The fund is available in respect of improvements to Schools including the 21 st Century schools capital programme.	9,089	333	859	8,563	1,324	1,849	8,038
WG Additional Schools Capital Grant – Grant funding received and carried forward for capital works in schools	2,090	2,258	2,036	2,312	2,385	2,285	2,412
Investment and Growth Fund- This fund is to finance the Council's Non Treasury Investment Strategy Fund including due diligence required as part of Investment and Regeneration Business Cases.	2,354	0	0	2,354	0	0	2,354
Vehicle Repairs and Renewals - For the replacement of plant and vehicles.	3,361	1,060	2,677	1,744	2,366	2,627	1,483
Carbon Vehicles Reserve – To purchase energy efficient vehicles	0	215	0	215	0	175	40
Waste Transfer Station – Establishment of a Waste Transfer Station.	1,498	0	0	1,498	849	0	2,347
Council Building Fund – To maintain Council buildings.	5,777	697	585	5,889	0	424	5,465
Social Services Buildings - To fund the update of Social Services premises to meet the future demands of the Service.	500	0	0	500	0	4	496
ICF Capital - To fund ICF capital projects.	330	300	330	300	0	25	275
Gypsy Traveller Study and Site Provision Funding for Gypsy Traveller Site scheme.	1,052	0	0	1,052	0	3	1,049
Capital Scheme Commitments – Set aside to top up Barry Regeneration schemes.	1,565	1,810	300	3,075	1,628	242	4,461
Telecare – Replacement fund for Telecare.	685	68	0	753	109	0	862
Social Services Vehicles and Licences	0	0	0	0	408	0	408

	31-Mar-20	Tfr In	Tfr Out	31-Mar-21	Tfr In	Tfr Out	31-Mar-22
Council Fund	£'000	£'000	£'000	£'000	£'000	£'000	£'000
Revenue Reserves							
Resurfacing and Structural Improvements - Funding set aside for Capital Improvements for Resurfacing and Structural Schemes	0	0	0	0	2,420	0	2,420
Country Park Capital Schemes - Funding set aside for Capital Improvements at the Council's Country Parks	0	0	0	0	336	0	336
Free School Meals Reserve - Funding displaced by grant to fund initial adaptations to allow implementation of WG Free School Meals Policy	0	0	0	0	1,138	0	1,138
Energy Management Fund – Energy management schemes initially funded from the reserve and services make repayments to the fund once savings are achieved.	199	152	125	226	87	23	290
Coastal Works - To fund the ongoing liabilities of coastal developments.	487	150	30	607	0	31	576
Capital Economic Regeneration Reserve – To be used to deliver the key regeneration projects.	489	0	33	456	0	61	395
City Deal – To provide funds for the Cardiff Capital Region City Deal.	1,898	0	0	1,898	0	0	1,898
Neighbourhood Services Reserve – To fund capital and revenue Neighbourhood Services schemes.	3,723	537	870	3,390	1,147	850	3,687
Events - To provide funds to promote events in the Vale of Glamorgan.	293	0	113	180	0	100	80
Early Retirement and Redundancy Fund - This is set aside to meet future costs of the early retirement and redundancy scheme.	973	0	0	973	0	500	473
Corporate Governance - This reserve has been set aside in respect of the Modernising Local Government Agenda.	338	0	0	338	0	102	236
Election Expenses –Set aside for Council Elections	411	41	0	452	42	1	493
Culture Reserve - To provide funds to support Library Services and Arts	0	290	0	290	0	0	290
Catering - To support any issues relating to the Catering trading company.	117	0	0	117	0	0	117

	31-Mar-20	Tfr In	Tfr Out	31-Mar-21	Tfr In	Tfr Out	31-Mar-22
	£'000	£'000	£'000	£'000	£'000	£'000	£'000
Council Fund							
Revenue Reserves							
Grant Exit Strategy – To pay potential redundancy costs if Welsh Government grants are discontinued and costs cannot be grant funded.	630	0	0	630	0	0	630
Ysgol Bro Morgannwg 3G Pitch Repairs and Renewals Fund	0	0	0	0	50	0	50
Wellbeing and Family Engagement	0	0	0	0	695	0	695
Welsh Immersion Reserve	0	0	0	0	80	0	80
Trainee Appointments – To fund the appointment of trainees and interns to support services and the Reshaping Service Programme.	631	0	30	601	0	0	601
Legal Services – To provide for external and additional legal capacity required for one off schemes and major projects.	511	0	96	415	0	124	291
Performance and Development - To fund temporary posts, the purchase of hardware, software and equipment.	367	10	0	377	0	0	377
Building Services Improvement – Monies set aside for improvements to the Building Services.	297	328	270	355	347	0	702
Insurance Fund - This reserve covers an estimate of potential claims (those estimated to have occurred but not reported as at 31 March 2021). These would include claims for public and employers liability, motor vehicle, buildings insurance costs.	4,574	74	0	4,648	0	119	4,529
Schools Rationalisation - This reserve will meet the costs of school restructuring and reorganisation and support schools in the improvement of their teaching and learning facilities.	533	634	0	1,167	76	510	733
School Deferred Pensions – To initially fund pension costs for schools staff which will be reimbursed by schools over a number of years.	319	43	27	335	0	19	316
Education Pressures – To fund the current pressures within Learning and Skills	452	0	0	452	498	80	870

	31-Mar-20	Tfr In	Tfr Out	31-Mar-21	Tfr In	Tfr Out	31-Mar-22
	£'000	£'000	£'000	£'000	£'000	£'000	£'000
Bad Weather- To fund costs due to bad weather.	269	500	299	470	0	0	470
Regeneration Fund - To fund regeneration projects.	305	160	0	465	0	25	440
Ash Die Back Reserve - Dedicated funding to address Ash Die Back	0	0	0	0	600	38	562
Reshaping Services - To fund one off costs that will be incurred during the implementation of the Council's Reshaping Services Programme.	686	0	169	517	0	3	514
Digital Reshaping - To fund one off costs that will be incurred during the implementation of the Council's Reshaping Services Digital Programme.	220	0	0	220	0	0	220
Welfare Reforms - To fund pressures resulting from Welfare Reforms.	621	400	0	1,021	611	733	899
Legal Claims - Funds have been set aside to cover potential legal cases.	1,870	0	0	1,870	0	0	1,870
Social Services Legislative Changes – To cover additional burdens on the authority due to changes in legislation.	7,923	396	92	8,227	2,596	71	10,752
Social Services Pressures - To cover potential expenditure on high cost children placements.	1,913	0	0	1,913	0	186	1,727
Social Services Development – To cover costs of implementing service development and contingency for premises maintenance.	350	0	0	350	0	0	350
Homelessness and Housing Staffing – Funding for temporary housing roles.	655	70	0	725	0	3	722
Regeneration and Planning – Monies set aside to cover various commitments in the service.	693	303	0	996	114	0	1,110
Socio Economic Mapping and Recovery – To support recovery initiatives	0	500	0	500	0	0	500
Civil Parking Enforcement - Ringfenced funding for parking improvements in the Vale	0	0	0	0	127	0	127
Library - To provide funds to support Library services.	151	0	151	0	0	0	0
Additional Leaning Needs Reserve – To support the delivery of the ALN act.	0	375	0	375	776	0	1,151

	31-Mar-20	Tfr In	Tfr Out	31-Mar-21	Tfr In	Tfr Out	31-Mar-22
	£'000	£'000	£'000	£'000	£'000	£'000	£'000
Waste Management Contingency Reserve - Recycling material values	0	0	0	0	250	0	250
Covid Response Reserve - Funding set aside to support the Council's response to Covid	0	0	0	0	1,249	0	1,249
Cost of Living Discretionary - WG Discretionary Funding carried forward to deliver the Cost of Living scheme	0	0	0	0	825	0	825
Private Sector Housing – To cover developments within Private Sector Housing.	251	7	34	224	45	0	269
Building Stronger Communities –Promotes initiatives consistent with the Council's vision of "Strong communities with a bright future".	325	13	132	206	0	15	191
Regulatory Services - For Regulatory Services issues and to be used for any future issues arising from the shared services collaboration.	406	0	108	298	83	124	257
Green Infrastructure and Climate Change -To fund environmental initiatives across the Vale of Glamorgan	1,250	0	0	1,250	0	600	650
Project Zero - To support the Council climate change agenda	0	500	0	500	299	68	731
Wellbeing and Leisure - To support and promote wellbeing and leisure in the Vale	0	350	0	350	0	3	347
Shared Internal Audit Service – Balance held by the Vale of Glamorgan on behalf of the shared service	318	299	218	399	224	138	485
Other - Various amounts set aside for education, planning, housing and community service issues.	1,698	578	174	2,102	862	177	2,787
Joint Committees - This is the Council's proportion of reserves held by the Joint Committees, the use of which, is agreed by the Joint Committee.	916	33	333	616	372	0	988
Total Council Fund Reserves	70,194	21,240	11,058	80,376	33,963	16,083	98,257

	31- Mar-20	Tfr In	Tfr Out	31- Mar-21	Tfr In	Tfr Out	31-Mar- 22
Housing Revenue Account (HRA)	£'000	£'000	£'000	£'000	£'000	£'000	£'000
Housing Revenue Account - The Authority maintains a Housing Revenue Account. This reserve is ringfenced by statute for use by the HRA.	7,948	4,052	0	12,000	5,439	0	17,439
Total HRA Reserves	7,948	4,052	0	12,000	5,439	0	17,439

12. Revenue Support Grant

The amount of Revenue Support Grant recorded as income is based on an original allocation of £124.398m plus an accrual of £2.448m to reflect a further allocation made in 2021/22 giving a total figure of £126.846m.

13. Council Tax

Council Tax income derives from charges raised according to the value of residential properties, which have been classified into 9 valuation bands estimating 1 April 2003 values for this specific purpose. Charges are calculated by taking the amount of income required for The Vale of Glamorgan Council and the Police and Crime Commissioner for South Wales (£17.669M) and Town and Community Councils (£3.174M) for the forthcoming year and dividing this amount by the council tax base. The Council Tax base is the number of properties in each band adjusted by a proportion to convert the number to a band D equivalent, totaled across all bands for 2021/22.

This basic amount for a band D property £1,357.02 (£1,306.08 in 2020/21) is multiplied by the proportion specified for the particular band to give the individual amount due.

Council Tax bills were based on the following proportions for Bands A to I for 2021/22:

Council Tax Band	Proportion	No. of Properties
Band A	0.67	1,422
Band B	0.78	6,429
Band C	0.89	13,989
Band D	1.00	11,536
Band E	1.22	10,473
Band F	1.44	7,425
Band G	1.67	5,785
Band H	2.00	2,223
Band I	2.33	1,047
		60,329

Council Tax collectable in 2021/22 can be calculated as:

	2020/21	2021/22
	£'000	£'000
Council Tax Collectable	101,427	106,708
Council Tax Reduction Scheme and Care Leaver	(11,014)	(11,081)
Provision for non payment of Council Tax	(1,095)	(605)
Amount Due From Taxpayers Before Rebates	89,318	95,022
Allocated to:		
South Wales Police Precept	16,583	17,669
Vale of Glamorgan County Council	80,688	85,260
Council Tax Reduction Scheme and Care Leaver	(11,014)	(11,081)
Town and Community Councils Precepts	3,061	3,174
Total	89,318	95,022

14. National Non-Domestic Rates

NNDR is organised on a national basis. The Government specifies an amount (53.5p in 2021/22 and 53.5p in 2020/21); local businesses pay rates calculated by multiplying their rateable value by that amount.

The Council collects rates due from the ratepayers in its area but pays the proceeds into an NNDR pool administered by the Welsh Government. The sums paid into the pool are redistributed back to local authorities' Council Funds on the basis of a fixed amount per head of population. The Council received £43.918M in 2021/22 (£41.095M in 2020/21).

The NNDR billed to ratepayers, after reliefs etc. was £31,102,802 for 2021/22 (£35,242,132 in 2020/21) and was based on year end rateable value for both 2021/22 at 31/03/22 being £78,705,995 and 2020/21 at 31/03/21 being £81,789,269. The NNDR rateable value was significantly reduced due to the introduction of the enhanced RHLRR Scheme due to the pandemic.

15. Covid 19 Funding

During 2020/21 and 2021/22 additional funding was received from WG set out below is the funding consolidated into the Cost of Services.

Grant Name	Funding Body	Amount Received	Amount Received
		2020/21 £'000	2021/22 £'000
Local Authority Hardship Grant	WG	13,269	15,184
Loss of Income	WG	3,540	1,353
Schools - Accelerated Learning Programme	WG	1,492	3,694
Childcare Assistance Grant	WG	450	-
Additional Learning Needs	WG	375	383
Schools Cleaning Grant	WG	32	-
Face Covering for School	WLGA	94	-
Homelessness and Housing Related Support	WG	25	4,712
Care Leavers COVID-19 Hardship Fund	WG	35	-
Relieving court backlogs and supporting exits from care	WG	87	-
Family Group Conferencing	WG	77	-
Intervention fund for supporting child and family well-being	WG	56	98
ALN School and Special Unit COVID recovery	WG	0	152
Digital Transformation	WG	1,011	-
Covid Grant Admin Support	WG	320	207
Parenting Support for Covid Recovery	WG	0	12
Savings not Achieved	WG	1,011	-
Post 16 Transition	WG	0	462
Winter of Wellbeing	WG	0	455
Winter of Wellbeing	WLGA	0	19
Covid Community Testing Grant	WG	0	5
Council Tax Reduction Scheme Additional Funding	WG	458	-
Council Tax Shortfall Funding	WG	1,127	1,249
TOTAL		23,459	27,985

The Authority also distributed funding on behalf of WG during 2021/22. These sums are not reflected within the Council's Income and Expenditure in accordance with accounting guidance but any creditors or debtors relating to these sums are reflected on the 2021/22 Balance Sheet in accordance with accounting for Agency arrangements. The grants that have been allocated in this way are set out below.

Grant Name	Debtor/ (Creditor) Balance 31 March 21	Amount Received from WG 2021/22	Grants Issued 2021/22	Debtor/ (Creditor) Balance 31 March 22
	£'000	£'000	£'000	£'000
COVID-19 NRD Business Support Grants*	0	(514)	1,822	1,308
Newly Self Employed Start Up Grant	(3)	0	0	(3)
Lockdown Business Fund	(323)	0	6	(317)
Business Restrictions Fund	(328)	0	0	(328)
Business Restrictions Fund March	(574)	0	0	(574)
Flooding	60	(60)	0	0
Social Care Workers £735 Payment	0	(3,653)	3,652	(1)
Statutory Sick Pay (SSP)	159	(277)	226	108
Self Isolation Payments	39	(669)	999	369
Economic Resilience Fund	0	(750)	234	(516)
Emergency Discretionary Business Fund	0	0	62	62
COVID Winter Fuel	0	(159)	1,289	1,130
Freelancer Grant	0	(100)	100	0
Total	(970)	(6,182)	8,390	1,238

Donated Personal Protective Equipment

In addition to Covid grants the Vale of Glamorgan Council was also in receipt of donated Personal Protection Equipment from the Joint Equipment Store at no charge. The PPE was utilised both by the Council directly but also distributed to third party Care providers such as private residential homes, domiciliary care providers and partner organisations. The Council has estimated the value of the donated PPE using the lowest purchase price during 2021/22 for each category of PPE. The PPE stock accounted for in 2020/21 and 20221/22 includes Lateral Flow Tests. As this stock has been donated there is no overall impact on the accounts. Where the stock has been utilised directly by the Council it is reflected in the Income and Expenditure shown as part of the Net Cost of Services and offset by a notional grant. The balance at 31st March is included as part of the overall inventory balance on the balance sheet and offset by a corresponding entry in the donated inventory account. Where the PPE has been distributed to a third party the stock has been accounted for using agency accounting so the value is not included in the Council's statements at 31st March 2022.

Analysis of Donated PPE	Inventory Balance 31 March 21	Inventory Balance 31 March 22
	£'000	£'000
Donated NHS PPE Utilised by VOG	444	596

16. Property, Plant and Equipment

Restated Movement on Balance in 2020/21	Council Dwellings	Land & Buildings	Vehicle Plant & Equipment	Community Asset	Assets under Construction	Surplus Assets	Total
	£'000	£'000	£'000	£'000	£'000	£'000	£'000
Cost or Valuation as at 1 April 2020	194,799	376,312	23,723	3,860	22,579	2,600	623,873
Additions	3,886	5,305	6,538	8	45,825	0	61,562
Joint Committee Additions	0	0	0	0	210	0	210
Derecognition of accumulated depreciation & impairment to GCA	(14)	(120)	0	0	0	(6)	(140)
Revaluation increase	(2,594)	3,224	0	0	0	27	657
Disposals	(49)	0	(1,473)	0	0	0	(1,522)
Transfers between asset classes	3,297	(2,795)	0	0	(3,659)	164	(2,993)
Cost or Valuation as at 31 March 2021	199,325	381,926	28,788	3,868	64,955	2,785	681,647
Accumulated depreciation and impairment as at 1 April 2020	(32,406)	(4,693)	(12,944)	0	0	0	(50,043)
Depreciation charge	(1,330)	(5,653)	(2,615)	0	0	0	(9,598)
Derecognition of accumulated depreciation to GCA	14	120	0	0	0	6	140
Impairment Losses	(3,175)	(2,056)	0	0	0	0	(5,231)
Transfers between asset classes	0	6	0	0	0	(6)	0
Disposals	6	0	1,467	0	0	0	1,473
Accumulated Depreciation and Impairment as at 31 March 2021	(36,891)	(12,276)	(14,092)	0	0	0	(63,259)
Net Book Value 2020/21							
	Council Dwellings	Land & Buildings	Vehicle Plant & Equipment	Community Asset	Assets under Construction	Surplus Assets	Total
At 31 March 2020	162,393	371,619	10,779	3,860	22,579	2,600	573,830
At 31 March 2021	162,434	369,650	14,696	3,868	64,955	2,785	618,388

PPE Balances have been restated to include £4.25M of Garages held by the HRA under the Land and Buildings category.

This PPE note has also been adjusted to exclude Infrastructure assets as set out later in this note.

Movement on Balance in 2021/22	Council Dwellings	Land & Buildings	Vehicle Plant & Equipment	Community Asset	Assets under Construction	Surplus Assets	Total
	£'000	£'000	£'000	£'000	£'000	£'000	£'000
Cost or Valuation as at 1 April 2021	199,325	381,926	28,788	3,868	64,955	2,785	681,647
Additions	3,503	32,265	4,498	0	9,910	0	50,176
Joint Committee Additions	0	0	144	0	67	0	211
Derecognition of accumulated depreciation & impairment to GCA	(38,227)	(17,730)	0	0	0	0	(55,957)
Revaluation increase/(decrease)	20,994	26,855	0	0	0	(56)	47,793
Disposals	0	(11,523)	(1,483)	0	0	(180)	(13,186)
Transfers between asset classes	2,396	58,164	210	0	(61,457)	687	0
Assets reclassified (to) held for sale	0	0	0	0	0	0	0
Cost or Valuation as at 31 March 2022	187,991	469,957	32,157	3,868	13,475	3,236	710,684
Accumulated depreciation and impairment as at 1 April 2021	(36,891)	(12,276)	(14,092)	0	0	0	(63,259)
Depreciation charge	(1,342)	(6,312)	(3,336)	0	0	(5)	(10,995)
Derecognition of accumulated depreciation to GCA	38,227	17,730	0	0	0	0	55,957
Impairment Losses	0	0	0	0	0	0	0
Transfers between asset classes	0	31	0	0	0	(31)	0
Disposals	0	615	1,397	0	0	0	2,012
Accumulated Depreciation and Impairment as at 31 March 2022	(6)	(212)	(16,031)	0	0	(36)	(16,285)
Net Book Value 2021/22							
	Council Dwellings	Land & Buildings	Vehicle Plant & Equipment	Community Asset	Assets under Construction	Surplus Assets	Total
At 31 March 2021	162,434	369,650	14,696	3,868	64,955	2,785	618,388
At 31 March 2022	187,985	469,745	16,126	3,868	13,475	3,200	694,399

Infrastructure Assets

In accordance with the temporary relief that has been offered by the update to the 2021/22 Code on accounting for Infrastructure Assets this note does not include disclosure of gross cost and accumulated depreciation for infrastructure assets because historical reporting practices mean that this would not accurately represent an accurate asset position to the user of the financial statements.

The Council has chose not to disclose this information as the information available would not provide an accurate basis for the users of the financial statements to take economic or other decisions relating to infrastructure assets.

The Council has determined in accordance with Regulation 24L Wales of the Local Authorities (Capital Finance and Accounting) (Wales) Regulations 2003 (as amended)

that the carrying amounts to be derecognised when there is replacement expenditure is nil. The Infrastructure Assets Net Book Value is set out in the table below:

Infrastructure Net Book Value	2020/21	2021/22
	£'000	£'000
Net Book Value 1 April	117,678	123,133
Additions	9,134	8,606
Depreciation charge	(3,679)	(3,897)
Net Book Value 31 March	123,133	127,842

Infrastructure Assets are not disclosed separately on the Balance Sheet, a reconciliation of the Property Plant & Equipment amount held on the Balance Sheet is set out in the table below.

Reconciliation to Balance Sheet	2020/21	2021/22
	£'000	£'000
Infrastructure Assets	123,133	127,842
Other Property, Plant and Equipment	618,388	694,399
Total Property Plant and Equipment Assets	741,521	822,241

Depreciation

The following useful lives and depreciation rates have been used in the calculation of depreciation:

Asset Class	Indicative Asset Life
Council Dwellings	100 years
Other Land and Buildings	3-125 years
Vehicles Plant and Equipment	3-18 years
Infrastructure	40 years
Intangible Assets	5 years

Capital Commitments

At 31 March 2022, the Authority has entered into a number of contracts for the construction, or enhancement of property, plant and equipment which will continue into 2022/23 and future years. Similar commitments at the 31st March 2021 were £44.650M. The major commitments are listed below.

Scheme	£'000
Sustainable Communities for Learning	8,721
Waste Schemes	3,297
Housing Schemes	12,929
Highways and Transport Schemes	750
Other Education Schemes	548
Vehicles	1,076
Leisure Centres Upgrade Works	388
Transport for Wales	3,200
Total	30,909

Revaluations

The Council Dwellings and Other Land and Buildings etc. are revalued on a rolling 5 year programme by a MRICS external valuer.

Asset Class	Most Recent Valuation	Valuation Completed By	Next Valuation Due
Surplus Assets (Reviewed annually)	2021/22	FRICS valuer Avison Young	2022/23
Council Dwellings	2021/22	Savills	2026/27
Schools and Social Service Assets	2021/22	FRICS valuer Avison Young	2023/24
Other Land and Buildings	2021/22	FRICS valuer Avison Young	2024/25

The Housing Revenue Account Council Dwelling assets were due for revaluation as part of the 5 year rolling programme during 2021/22, this valuation has been carried out by a RICS qualified valuer from Savills using a Beacon approach. The valuation incorporates the 772 garages included in the Housing Revenue Account which are shown against Land and Buildings, they also include the new build development at Clos Holm View.

In addition due to the materiality uncertainty that continued to be applied to the other services Land and Building assets and in response to concerns expressed in the context of rising construction costs by Audit Wales a desktop valuation was performed by a RICS qualified valuer from Avison Young during 2021/22.

The impact of rising construction costs was considered to be particularly significant for Education and Social Services assets which are typically valued on a depreciated replacement cost (DRC) basis which reflect the cost of construction for a similar asset. These assets were also revalued on a desktop valuation basis by a RICS valuer from Avison Young during the accounts closure period.

A number of new build schools were completed during 2021/22 and these assets were also revalued upon transfer from the Asset Under Construction Account by a RICS valued from Avison Young.

Therefore the majority of the Council's asset base has been subject to revaluation during the 2021/22 financial year. Whereas land asset values have typically remained unchanged the majority of building assets particularly those valued on a DRC basis have increased in value. The valuations are set out in Note 16 to the accounts Property Plant and Equipment.

Impairment

The Council asked key staff to identify any assets that need to be reviewed for impairment, and no assets were identified as part of this process.

When general fund capital expenditure is complete, a review is carried out by a RICS valuer working for Avison Young for all expenditure in excess of £250k to determine how much of this expenditure results in either an increase in asset value or an impairment. As all assets were subject to revaluation as at 31st March 2022 there are no impairments.

Retentions

As at the 31 March 2022 £1.936M (£2.388M as at 31 March 2021) has been deducted from payments to contractors to protect the Authority from situations such as the contractor going bankrupt during the defects liability period. Normally a proportion of the retention is paid on practical completion; the balance following the defects liability period stipulated in the contract, subject to any defects being made good.

Heritage Assets

The Authority has reviewed its assets and given consideration to the presentation of those assets that would have a heritage connection. The Council considers that it does not hold any material distinct assets that could be classed as heritage assets. In addition the Authority holds a number of items that can be grouped under the heading 'civic regalia'; which are used on ceremonial occasions during the Council's year. There is no known value for 'civic regalia' as at 31 March 2022 (although it is unlikely to be significant). It was felt that any external valuation costs of 'civic regalia' would not be cost effective compared to the benefits to the users of the Authority's financial statement. Taking account of this 'civic regalia' has not been recognised as a Heritage Asset in the Balance Sheet.

17. Fair Value Hierarchy – Surplus Assets

Fair Value Measurements Surplus Assets	Quoted prices in active markets for identical assets (Level 1)	Other significant observable inputs (Level 2)	Significant unobservable inputs (Level 3)	Total
	£'000	£'000	£'000	£'000
Total 31st March 2021	0	2,785	0	2,785
Total 31st March 2022	0	3,200	0	3,200

Transfers between levels of the Fair Value Hierarchy

There were no movements in the valuation hierarchy during 2021/22.

Valuation Techniques used to Determine Level 2 and 3 Fair Values

The Valuation of Surplus Assets was carried out by a RICS qualified external valuer, Avison Young. The Valuation techniques considered comparable resale and new

build properties in the area. The Valuer considered Leisure/Retail, Commercial and Residential possibilities in addition to planning considerations.

18. Assets Held for Sale

There were no Assets Held for Sale in 2020/21 or 2021/22.

19. Capital Expenditure and Capital Financing

	2020/21	2021/22
	£'000	£'000
Opening Capital Financing Requirement	199,078	198,763
Plus: Capital Investment		
Council Dwellings	3,886	3,503
Other Land and Buildings	5,305	32,264
Vehicle, Plant and Equipment	6,538	4,497
Infrastructure	9,134	8,606
Assets Under Construction	45,825	9,908
Disposal and Demolition Costs	205	0
Community Assets	8	0
Intangible Assets	93	218
Revenue Expenditure Funded from Capital under Statute	7,366	7,415
Less: Sources of Finance		
Capital Receipts	(3,207)	(1,796)
Government Grants and Other Contributions	(61,491)	(55,920)
Less: Sums set aside from revenue		
Direct Revenue Contributions	(8,755)	(4,564)
Minimum Revenue Provision(inc. Voluntary)	(5,222)	(5,220)
Closing Capital Financing Requirement	198,763	197,674
Explanation of movements in year		
Increase in underlying need to borrow (unsupported by Government Financial Assistance)	(315)	(1,088)
Increase /(Decrease) in Capital Financing Requirement	(315)	(1,088)

The Capital Investment figures in 2021/22 exclude a City Deal Joint Committee increase in PPE of £213k and Capital Grants of £422k.

20. Financial Instruments

The following categories of financial instrument are carried in the Balance Sheet;

	Long Term		Short Term	
	31/03/21	31/03/22	31/03/21	31/03/22
	£'000	£'000	£'000	£'000
Financial Assets at Amortised Cost				
Investments	2	2	69,158	82,462
Debtors	1,564	2,880	41,739	67,827
Cash and Cash Equivalents	0	0	27,576	20,980
Total Financial Assets	1,566	2,882	138,473	171,269
Financial Liabilities at Amortised cost				
Borrowings	144,324	145,492	9,679	9,163
Creditors	9,638	8,720	39,038	49,155
Total Financial Liabilities	153,962	154,962	48,717	58,318

- The above short term debtors balance at 31st March 2022 excludes £9.140M of non contractual balances (£9.704M in 2020/21) that do not meet the definition of financial assets at amortised cost.
- The above short term creditors balance at 31st March 2022 excludes £1.208M of non contractual balances (£1.098M in 2020/21) that do not meet the definition of financial liabilities at amortised cost.

Financial Liabilities at Amortised Cost (Borrowing) Reconciliation	PWLB	Market Loans	Other	Total
	£'000	£'000	£'000	£'000
Principal Amount	146,502	4,000	2,845	153,347
Accruals	1,183	18	0	1,201
Other Accounting Adjustments	0	107	0	107
Total Borrowing measured at Amortised Cost	147,685	4,125	2,845	154,655
Short Term Borrowing	8,876	18	269	9,163
Long Term Borrowing	138,809	4,107	2,576	145,492
Financial Liabilities at Amortised Cost	147,685	4,125	2,845	154,655

Income, Expense, Gains and Losses

2020/21		2021/22			
Total		Financial Liabilities measured at Amortised cost	Financial Assets: Amortised Cost	Financial Assets: Fair Value through Profit and Loss	Total
		£'000	£'000	£'000	£'000
(7,117)	Interest Expense	(6,916)	0	0	(6,916)

(7,117)	Total Expense in Deficit on the Provision of Services	(6,916)	0	0	(6,916)
570	Interest Income	146	0	0	146
570	Total Income in Deficit on the Provision of Services	146	0	0	146
(6,547)	Net gains/losses from financial instruments	(6,770)	0	0	(6,770)

Fair Value of Assets and Liabilities

Financial liabilities and financial assets represented by loans and receivables and long term debtors and creditors are carried in the Balance Sheet at amortised cost.

The fair value for financial liabilities and financial assets that are not measured at fair value can be assessed by calculating the present value of the cash flows that will take place over the remaining term of the instruments, using the following assumptions:

- Estimated interest rates at 31 March 2022 are the PWLB / market set of rates in force on that date;
- No early repayment or impairment is recognised;
- Where an instrument will mature in the next 12 months, carrying amount is assumed to be approximate to fair value;
- The fair value of trade and other receivables is taken to be invoiced or billed amount.

Short Term Debtors and Creditors are carried at cost as this is a fair approximation of their value. The fair values calculated are as follows:

	Loan Principal 31 March 2021	Carrying Amount 31 March 2021	Fair Value 31 March 2021	Loan Principal 31 March 2022	Carrying Amount 31 March 2022	Fair Value 31 March 2022
	£'000	£'000	£'000	£'000	£'000	£'000
Financial Liabilities	152,735	154,003	197,924	153,347	154,655	184,684

The fair values as at 31 March 2021 and 2022 do not include Joint Committee Liabilities.

The fair value is higher than the carrying amount because the Authority's portfolio of loans includes a number of fixed rate loans where the interest rate payable is higher than the rates available for similar loans at the balance sheet date. This commitment to pay interest above current market rates increases the amount that the Authority would have to pay if the lender requested or agreed to early repayment of the loans.

Fair Value Hierarchy for Financial Instruments that are not measured at Fair Value

Recurring Fair Value Measurements using;	Quoted prices in active markets for identical assets (Level 1)	Other significant observable inputs (Level 2)	Significant unobservable inputs (Level 3)	Total
	£'000	£'000	£'000	£'000
As at 31 st March 2021				
Financial Liabilities	0	197,924	0	197,924
Loans and Borrowings	0	0	0	0
Long Term Creditors	0	0	0	0
Total	0	197,924	0	197,924
Recurring Fair Value Measurements using;	Quoted prices in active markets for identical assets (Level 1)	Other significant observable inputs (Level 2)	Significant unobservable inputs (Level 3)	Total
	£'000	£'000	£'000	£'000
As at 31 st March 2022				
Financial Liabilities	0	184,684	0	184,684
Loans and Borrowings	0	0	0	0
Long Term Creditors	0	0	0	0
Total	0	184,684	0	184,684

Valuation Techniques used to Determine Level 2 and 3 Fair Values

Level 2 valuations for Market Loans including LOBOs have been calculated by Link Asset Management Limited and incorporate PWLB rates and discussions with possible new market participants for Local Authority borrowing. The Level 2 valuations for PWLB have also been calculated by Link Asset Management Limited utilising data available on the Debt Management Office website.

21. Debtors

	31 March 2021	31 March 2022
	£'000	£'000
Central government bodies	31,862	50,079
Other local authorities	9,421	9,613
NHS bodies	1,411	2,811
Public corporations and trading funds	9	17
Trade debtors	534	1,044
Prepayments	1,670	1,048
Other entities and individuals	13,289	20,046
Gross Total	58,196	84,658
Less: Provision for Bad Debts	(6,753)	(7,691)
Total	51,443	76,967

The Debtors balance as at 31st March 2022 includes Agency Debtors as set out in Note 15

22. Cash and Cash Equivalents

The balance of Cash and Cash Equivalents is made up of the following elements:

31/03/2021		31/03/2022
£'000		£'000
(207)	Cash held by the Authority and at Bank	3,777
4,372	Joint Committee Cash	5,783
23,411	Short-term Investment	11,420
27,576	Total Cash and Cash Equivalents	20,980

23. Creditors

31/3/2021		31/3/2022
£'000		£'000
4,756	Central government bodies	11,338
8,585	Other local authorities	13,052
200	NHS bodies	285
19	Public corporations and trading funds	138
10,886	Trade creditors	12,405
3,725	Receipts in advance	3,190
3,579	Accumulated absences	3,653
8,386	Other entities and individuals	6,302
40,136	Total	50,363

The Creditors balance as at 31st March 2021 and 31st March 2022 includes Agency Creditors as set out in Note 15.

24. Provisions

	Insurance £'000	MMI £'000	Other £'000	Total £'000
Balance at 1 April 2020	1,214	350	313	1,877
Additional provisions made	186	0	54	240
Amounts used / Transfer out	0	(21)	(43)	(64)
Balance at 1 April 2021	1,400	329	324	2,053
Additional provisions made	2	39	33	74
Amounts used / Transfer out	0	0	(19)	(19)
Balance at 1 April 2022	1,402	368	338	2,108

The closing provision balance of £2.108M is made up of £0.497M considered to be long term and £1.611M expected to fall due within 12 months.

1. Insurance - This provision covers all known claims as at 31 March 2022. These include provisions for public and employers liability, motor vehicle, buildings plus a number of risks insured internally, which cannot be covered economically by

conventional external insurance. The excesses for 2021/22 are £75,000 for all property claims, £25k on fidelity guarantee covering internal and external fraud, £1k on computers and £175k on all other claim types.

2. MMI - The Scheme administrators may well require the Authority to contribute a further levy. A total of £368k has been set aside to meet this potential liability. Further information is included within note 40 - Contingent Liability.
3. Other - Included within this figure is a sum of £128k for Housing Committed Bonds and £209k in respect of the Vale of Glamorgan Council's share of the City Deal accounts.

25. Other Long Term Liabilities

An analysis of Other Liabilities that will not be settled for 12 months is given in the following table:

31/03/21		31/03/22
£'000		£'000
3,808	City Deal Joint Committee	2,155
1,625	Welsh Government Home Improvement Loans	1,623
1,046	Welsh Government Town Centre Improvement Loans	1,346
3,159	Long Term Receipts in Advance including commuted sums and S278 contributions	3,596
9,638	Total	8,720

Section 278 contributions relate to agreements between Developers and LA's to make permanent alterations or improvements to the highway in line with a planning decision.

26. Usable Reserves

31/03/21		31/03/22
£'000		£'000
11,869	Council Fund	12,510
80,376	Earmarked General Fund Reserves	98,257
12,000	Housing Revenue Account	17,439
13,392	Capital Receipts Reserve	11,844
6,008	Capital Grants Unapplied Account	4,551
123,645	Total Usable Reserves	144,601

An analysis of the Earmarked General Fund Reserves are shown in note 11.

27. Unusable Reserves

31/03/21	Restated 31/03/21		31/03/22
£'000	£'000		£'000
72,916	72,916	Revaluation Reserve	116,370

469,110	473,360	Capital Adjustment Account	511,993
(109)	(109)	Financial Instruments Adjustment Account	(107)
11	11	Deferred Capital Receipts Reserve	861
(332,244)	(332,244)	Pensions Reserve	(276,615)
(3,652)	(3,652)	Accumulated Absences Account	(3,653)
206,032	210,282	Total Unusable Reserves	348,849

Revaluation Reserve

The Revaluation Reserve contains the gains made by the Authority arising from its Property, Plant and Equipment and Intangible Assets.

2020/21	Revaluation Reserve	2021/22
£'000		£'000
72,882	Balance at 1 April	72,916
(2,271)	Downward revaluation of assets and Impairment losses not charged to the Provision of Services	(3,121)
3,143	Upward revaluation of assets	47,444
(838)	Difference between fair value depreciation and historical cost depreciation	(823)
0	Amount written off to the Capital Adjustment Account following disposal	(47)
72,916	Balance at 31 March	116,370

The Reserve contains only revaluation gains accumulated since 1 April 2007, the date that the Reserve was created. Accumulated gains arising before that date are consolidated into the balance on the Capital Adjustment Account.

Capital Adjustment Account

The Capital Adjustment Account absorbs the timing differences arising from the different arrangements for accounting for the consumption of non current assets and for financing the acquisition, construction or enhancement of those assets under statutory provisions. The Account also contains revaluation gains accumulated on Property, Plant and Equipment before 1 April 2007, the date that the Revaluation Reserve was created to hold such gains.

Restated 2020/21	Capital Adjustment Account	2021/22
£'000		£'000
419,898	Balance at 1 April	473,360
	Reversal of items relating to capital expenditure debited or credited to the CIES	

(17,236)	Charges for depreciation and impairment of non current assets	(14,889)
(63)	Amortisation of intangible assets	(78)
(7,366)	Revenue expenditure funded from capital under statute	(7,415)
(279)	Amounts of non current assets written off on disposal or sale as part of the gain/loss on disposal to the CIES	(11,176)
(649)	Other (Adjusting amounts written out of the Revaluation Reserve etc.)	4,270
	Capital financing applied in year:	
3,207	Use of the Capital Receipts Reserve to finance new capital expenditure	1,795
2,764	Use of the Major Repairs Reserve to finance new capital expenditure	2,770
61,410	Capital grants and contributions credited to the CIES that have been applied to capital financing	55,029
(2,304)	Application of grants to capital financing from the Government Grants Unapplied Account	(1,457)
5,222	Statutory provision for the financing of capital investment charged against the Council Fund and HRA balances	5,220
8,756	Capital Expenditure charged against the Council Fund and HRA balances	4,564
473,360	Balance at 31 March	511,993

The 2020/21 balance of the Capital Adjustment Account has been restated to include £4.25M of HRA Garage as set out in Note 7 to the accounts.

Financial Instruments Adjustment Account

The Financial Instruments Adjustment Account absorbs the timing differences arising from the different arrangements for accounting for income and expenses relating to certain financial instruments and for bearing losses or benefiting from gains per statutory provisions.

2020/21	Financial Instruments Account	2021/22
£'000		£'000
(456)	Balance at 1 April	(109)
347	Amount by which finance costs charged to the CIES are different from finance costs chargeable in the year in accordance with statutory requirements	2
(109)	Balance at 31 March	(107)

Pensions Reserve

The Pensions Reserve absorbs the timing differences arising from the different arrangements for accounting for post employment benefits and for funding benefits in accordance with statutory provisions.

2020/21	The Pensions Reserve	2021/22
£'000		£'000
(259,720)	Balance at 1 April	(332,244)
(58,273)	Remeasurements of the net defined benefit liability	80,185
0	Adjustment against the net defined benefit liability for the McCloud Ruling	0
(29,374)	Reversal of items relating to retirement benefits debited or credited to the Surplus or Deficit on the Provision of Services in the CIES	(40,418)
15,123	Employer's pension contributions and direct payments to pensioners payable in the year	15,862
	Transfers in/out comprising.	
0	Adjust for Foundation School Pension Fund	0
0	Transfer for BFCC Historic Pension Liabilities (Note 39)	0
(332,244)	Balance at 31 March	(276,615)

An analysis of the Pension Reserve by pension fund is set out below. An analysis of the actuarial calculation of the Vale of Glamorgan Council Pension fund at 31st March 2022 is included in note 39 to the accounts.

2020/21	The Pensions Reserve	2021/22
£'000		£'000
(321,521)	Vale of Glamorgan Council	(268,100)
(4,310)	Foundation School	(3,160)
(5,700)	Joint Committee Shared Regulatory Services	(4,948)
(606)	Joint Committee Vale, Valleys and Cardiff Regional Adoption Service	(532)
(107)	Joint Committee Central South Consortium	125
(332,244)	Balance at 31 March	(276,615)

Deferred Capital Receipts Reserve

The Deferred Capital Receipts Reserve holds the gains recognised on the disposal of non-current assets but for which cash settlement has yet to take place. Under statutory arrangements, the Authority does not treat these gains as usable for financing new capital expenditure until they are backed by cash receipts. When the

deferred cash settlement eventually takes place, amounts are transferred to the Capital Receipts Reserve.

2020/21	Deferred Capital Receipts Reserve	2021/22
£'000		£'000
11	Balance at 1 April	11
(0)	Receipt of Deferred Capital Receipt	850
11	Balance at 31 March	861

Accumulated Absences Account

The Accumulated Absences Account absorbs the differences that would otherwise arise on the Council Fund Balance from accruing for compensated absences earned but not taken in the year i.e. annual leave entitlement carried forward at 31 March. Statutory arrangements require that the impact on the Council Fund Balance is neutralised by transfers to or from the Account.

2020/21	Accumulated Absences Account	2021/22
£'000		£'000
(3,502)	Balance at 1 April	(3,652)
(3,652)	Amounts accrued at the end of the current year	(3,652)
3502	Amount by which officer remuneration charged to the CIES on an accrual basis is different from remuneration chargeable in the year in accordance with statutory requirements.	3652
(3,652)	Balance at 31 March	(3,652)

28. Cash Flow Statement - Operating Activities

The cash flows for operating activities include the following items:

2020/21		2021/22
£'000		£'000
527	Interest Received	319
(7,170)	Interest Paid	(6,875)

The surplus or deficit on the provision of services has been adjusted for the following non-cash movements:

2020/21		2021/22
£'000		£'000
18,722	Depreciation and Impairment and Downward Valuations	11,481
63	Amortisation	78
0	Soft Loans (non-subsiary)	0

0	Deferred revenue/deferred payment agreements (IFRS 15)	850
11,112	Increase / (Decrease) in creditors	12,670
(13,415)	(Increase) / Decrease in debtors	(18,623)
(445)	(Increase) / Decrease in inventories	298
14,251	Movement in pension liability	24,556
176	Other non-cash items charged to the net surplus or deficit on the provision of services	0
279	Carrying amount of non-current assets and non current assets held for sale, sold or de-recognised	11,176
30,743	Adjustments to net surplus or deficit on the provision of services for non-cash movements.	42,486

29. Members Allowances

The Authority paid the following amounts to members of the Council during the year. This includes payments to Co-opted Members.

	2020/21	2021/22
	£'000	£'000
Salaries	672	687
Allowances	218	220
Expenses	0	0
Total	890	907

30. External Audit Costs

The Authority has incurred the following costs in relation to the audit of the Statement of Accounts, certification of grant claims and statutory inspections and non-audit services provided by the Authority's external auditors.

	2020/21	2021/22
	£'000	£'000
Fees payable to Audit Wales with regard to external audit services carried out by the appointed auditor.	167	171
Fees payable to Audit Wales in respect of performance audit	97	101
Fees payable to Audit Wales for the certification of grant claims and returns	40	45
Fees payable in respect of other services provided by Audit Wales.	0	0
Total	304	317

31. Employees Emoluments

Remuneration Ratio

The remuneration ratio is arrived at by taking the median amount of remuneration for 2021/22 for all Vale of Glamorgan employees (excluding those employed by a Voluntary Aided or Foundation School) as at 31st March 2022. This Median remuneration is then compared to the annualised remuneration for the Head of Paid Service in the Council which is the Chief Executive. In 2021/22 the remuneration ratio is 1:6 and in 2020/21 the remuneration ratio was 1:6.

Officers remunerated in excess of £60,000

The Returning Officer's remuneration is not included in the table below (£1,376 in 2020/21 and £23,979 in 2021/22 including pension contributions) and has been paid in accordance with the WG Guidance on remuneration

Senior Officers whose remuneration is included in the senior officers emoluments disclosure are also included in the bandings table. Staff employed by a voluntary aided or Roman Catholic aided schools are excluded from the remuneration bandings calculation.

The number of employees whose remuneration excluding employer's pension contributions was £60,000 or more in bands of £5,000 are shown in the following table:

Remuneration Band	2020/21 Number of Teaching Employees	2020/21 Number of Non Teaching Employees	2020/21 Total Number of Employees	2021/22 Number of Teaching Employees	2021/22 Number of Non Teaching Employees	2021/22 Total Number of Employees
£60,000-£64,999	21	7	28	27	8	35
£65,000-£69,999	22	1	23	16	2	18
£70,000-£74,999	7	1	8	12	1	13
£75,000-£79,999	5	2	7	10	1	11
£80,000-£84,999	2	7	9	2	7	9
£85,000-£89,999	4	0	4	4	1	5
£90,000-£94,999	2	3	5	0	3	3
£95,000-£99,999	1	0	1	1	0	1
£100,000-£104,999	0	1	1	0	0	0
£105,000-£109,999	1	2	3	0	3	3
£110,000-£114,999	0	0	0	0	0	0
£115,000-£119,999	1	0	1	1	0	1
£120,000-£124,999	1	0	1	1	0	1
£125,000-£129,999	0	0	0	1	0	1
£130,000-£134,999	0	0	0	0	0	0

£135,000-£139,999	1	1	2	0	0	0
£140,000-£144,999	0	0	0	1	1	2
Total	68	25	93	76	27	103

The number of employees above excludes Teaching positions employed by their Governing Body. The remuneration bands include expenses chargeable to United Kingdom income tax.

2020/21 Senior Officers Emoluments

Post Holder Information	Salary	Expense Allowances	Pension Contribution	Total Remuneration
	£	£	£	£
Managing Director	138,641	0	29,392	168,033
Director of Social Services	103,031	0	21,843	124,874
Director of Environment and Housing Services	105,671	0	22,402	128,073
Director of Learning and Skills	105,671	0	22,402	128,073
Head of Finance	90,658	0	19,220	109,878
Head of Legal Services (Monitoring Officer)	90,658	0	19,220	109,878
Head of Human Resources (from 1/10/19)	78,119	0	16,370	94,489
Head of Regeneration and Planning	80,123	0	16,986	97,109
Head of Policy (to 2/06/2019)	74,113	0	15,712	89,825
Head of Policy and Business Transformation (from 21/06/2019)	73,878	0	15,662	89,540

2021/22 Senior Officers Emoluments

Post Holder Information	Salary	Expense Allowances	Pension Contribution	Total Remuneration
	£	£	£	£
Managing Director (to 24 th January 2022) / Chief Executive (from 25th January 2022)	140,721	0	29,833	170,544
Director of Social Services	107,101	0	22,894	129,995
Director of Environment and Housing Services	107,257	0	22,738	129,995
Director of Learning and Skills	107,257	0	22,738	129,995

Head of Finance (to 5th December 2021)	70,726	0	13,267	83,993
Interim Head of Finance from (6th December 2021 to 31st March 2022)	31,035	0	5,993	37,028
Head of Legal Services (Monitoring Officer)	92,018	0	19,508	111,526
Head of Human Resources	81,325	0	17,050	98,375
Head of Regeneration and Planning	81,325	0	17,241	98,566
Head of Policy and Business Transformation	77,261	0	16,379	93,640
Head of Digital / Strategy, Community Learning and Resources	91,971	0	19,498	111,469

Included in the Salary for the Director of Social Services is a payment of £735 which is for the Covid 19 Carers grant.

The Pension Contribution shown above includes the deficit recovery element of the contributions made to Cardiff and Vale Pension Fund.

Exit Packages

The number of exit packages with total cost per band and total cost of the compulsory and other departures are set out in the tables below.

Teachers are included even where appointed by the Governing body, as the liability for redundancy costs is with the Authority rather than the school.

		2020/21			2021/22	
Number of other departures agreed	Total number of exit packages by cost band	Total cost of exit packages in each band	Exit Package cost band (including special payments)	Number of other departures agreed	Total number of exit packages by cost band	Total cost of exit packages in each band
		£	£			£
7	7	47,808	0-20,000	7	7	18,598
5	5	139,799	20,001-40,000	2	2	59,738
0	0	0	40,001-60,000	1	1	59,686
1	1	61,538	60,001-80,000	0	0	0
0	0	0	80,001-100,000	0	0	0
0	0	0	100,001-150,000	1	1	121,699
13	13	249,145	Total	11	11	259,721

32. Grant Income

The Authority credited the following grants, contributions and donations to services.

	2020/21	2021/22
Credited to Services	£'000	£'000
Arts Council	5	15
Cabinet Office	39	441
Home Office	0	10
Department for Works and Pensions	31,030	29,969
Education Workforce Council	44	110
European Rural Development Programme	233	195
HMRC	12	0
Department for Levelling Up Housing and Communities	0	484
Lottery	51	46
Ministry of Defence	18	3
Natural Resources Wales	2	0
Police & Crime Commissioner	57	105
Public Health Wales	129	129
Rural Payments Agency	60	139
Sports Wales/Disability Sports Wales	231	310
Welsh Government	63,529	75,460
Welsh Local Government Association	147	484
Youth Justice Board	147	172
Other	65	31
Total	95,799	108,103

There has been a large increase in funding received from WG in 2020/21 due to the provision of funding to support the response to the Covid 19 Pandemic as set out in Note 15.

Capital Grants Received in Advance

	2020/21	2021/22
	£'000	£'000
Section 106 agreements – unapplied	22,792	19,439
Other Capital Grants Received in Advance	0	3,507
S106 Administration Fees	319	352
Total Capital Grants Received in Advance	23,111	23,298
The amount has been apportioned as follows:		
To be applied within one year	15,600	13,410
To be applied after one year	7,511	9,888
Total	23,111	23,298

33. Agency Funds and Other Funds Administered by the Council

Welsh Government (WG) has provided funding to the Council to provide recyclable loans for housing and town centre regeneration. For the Home Improvement scheme, funding has been received both in the form of a grant and as a repayable loan. The loan element of the Home Improvement Loan scheme is repayable to WG during 2029/30 with £153k of the Town Centre Improvement Loan being repayable to WG by 31st March 2030 and a further £893k being repayable by 31st March 2031. An analysis of the funding sources is shown in the table below along with a breakdown of the repayment profile for loans that have been issued by the Council.

As at 31st March 2022	Home Improvement Loans	Town Centre Improvement Loan
Funding Source for Loan Scheme	£'000	£'000
Grant	753	0
Loan	872	1,046
Total Funding (included in Long Term Liabilities)	1,625	1,046
Repayments Due to Council		
Within 12 months	22	0
Over 12 months	565	1,000
Total Value of Outstanding Repayments (included in Debtors)	587	1,000

The Council has also been party to a number of grants under agency arrangements to support the response to the Covid Pandemic and these are set out in Note 15.

The Council maintains individual Safe Custody accounts for service users living in the community, who are unable to deal with their financial affairs due to their mental incapacity. The Chief Officer Social Care is the appointee with the Department for Work & Pensions for each of the service users. The balance of monies held by the Council at 31 March 2022 was £395k.

34. Joint Committees

The Council is a member of a number of Joint Committees and the unaudited accounts have been consolidated into the Council's Financial Statements on a line by line basis calculated using a reasonable apportionment methodology e.g. population, Education Indicator Based Assessment Share. The Joint Committees consolidated are;

1. Shared Regulatory Service

The Shared Regulatory Service was created on 1st May 2015 to provide a range of regulatory services across Cardiff, Bridgend and the Vale of Glamorgan. The Council is the host authority for the service.

Shared Regulatory Service 2020/21	Vale of Glamorgan Council Share 2020/21	Income and Expenditure Statement	Shared Regulatory Service 2021/22	Vale of Glamorgan Council Share 2021/22
£'000	£'000		£'000	£'000
11,545	2,356	Operating Expenditure	12,243	2,536
(1,885)	(540)	Operating Income	(1,552)	(323)
9,660	1,816	Net Cost of Services	10,691	2,213
(8,616)	(1,607)	Finance and Investment Income and Expenditure	(8,745)	(1,807)
1,044	209	(Surplus) / Deficit on Provision of Services	1,946	406
9,370	1,875	Other Comprehensive Income and Expenditure	(6,900)	(1,202)
10,414	2,084	Total Comprehensive Income & Expenditure	(4,954)	(796)

Shared Regulatory Service 2020/21	Vale of Glamorgan Council Share 2020/21	Balance Sheet	Shared Regulatory Service 2021/22	Vale of Glamorgan Council Share 2021/22
£'000	£'000		£'000	£'000
155	31	Property, Plant and Equipment	91	18
6	1	Intangible Assets	0	0
0	0	Long Term Debtors	0	0
161	32	Total Long Term Assets	91	18
594	108	Short Term Debtors	1,560	325
18	0	Short Term Payment in Advance	0	0
807	184	Cash Owed from Host Authority	413	63
1,419	292	Current Assets	1,973	388
(695)	(138)	Short Term Creditors	(690)	(125)
(695)	(138)	Total Current Liabilities	(690)	(125)
(28,810)	(5,701)	Long Term Pension Liability	(24,100)	(4,948)
(215)	(43)	Revenue Grants Received in Advance	(460)	(94)
(29,025)	(5,744)	Total Long Term Liabilities	(24,560)	(5,042)
(28,140)	(5,558)	Net Assets	(23,186)	(4,761)
788	167	Usable Reserves	1,103	225
(28,928)	(5,725)	Unusable Reserves	(24,289)	(4,986)
(28,140)	(5,558)	Total Reserves	(23,186)	(4,761)

2. Vale, Valleys & Cardiff (VVC) Adoption Collaborative Service

The VVC Adoption Services was created on 1st June 2015 to provide an adoption service across Cardiff, Rhondda Cynon Taf, Merthyr Tydfil and the Vale of Glamorgan. The Council is the host authority for the service.

VVC Service 2020/21	Vale of Glamorgan Council Share 2020/21	Income and Expenditure Statement	VVC Service 2021/22	Vale of Glamorgan Council Share 2021/22
£'000	£'000		£'000	£'000
2,566	395	Operating Expenditure	2,668	403
(2,380)	(367)	Operating Income	(2,408)	(363)
186	28	Net Cost of Services	260	40
50	7	Finance and Investment Income and Expenditure	90	14
236	35	(Surplus) / Deficit on Provision of Services	350	54
1,350	203	Other Comprehensive Income and Expenditure	1,020	156
1,586	238	Total Comprehensive Income & Expenditure	1,370	210

VVC Adoption Service 2020/21	Vale of Glamorgan Council Share 2020/21	Balance Sheet	VVC Adoption Service 2021/22	Vale of Glamorgan Council Share 2021/22
£'000	£'000		£'000	£'000
413	73	Short Term Debtors	791	119
413	73	Current Assets	791	119
(378)	(68)	Short Term Creditors	(647)	(97)
(378)	(68)	Total Current Liabilities	(647)	(97)
(4,040)	(606)	Long Term Pension Liability	(3,480)	(532)
(4,005)	(601)	Net Assets	(3,336)	(510)
77	11	Usable Reserves	163	25
(4,082)	(612)	Unusable Reserves	(3,499)	(535)
(4,005)	(601)	Total Reserves	(3,336)	(510)

3. Glamorgan Archives

The Glamorgan Archive Joint Committee provides a Joint Archive facility for Cardiff, Bridgend, Rhondda Cynon Taf, Merthyr Tydfil and the Vale of Glamorgan Councils.

Glamorgan Archives 2020/21	Vale of Glamorgan Council Share 2020/21	Income and Expenditure Statement	Glamorgan Archives 2021/22	Vale of Glamorgan Council Share 2021/22
	12%			12%
£'000	£'000		£'000	£'000
1,040	125	Operating Expenditure	956	115
(909)	(109)	Operating Income	(749)	(90)
131	16	Net Cost of Services	207	25
0	0	Finance and Investment Income and Expenditure	0	0
131	16	(Surplus) / Deficit on Provision of Services	207	25
0	0	Other Comprehensive Income and Expenditure	(26)	(3)
131	16	Total Comprehensive Income & Expenditure	181	22

Glamorgan Archives 2020/21	Vale of Glamorgan Council Share 2020/21	Balance Sheet	Glamorgan Archives 2021/22	Vale of Glamorgan Council Share 2021/22
	12%			12%
£'000	£'000		£'000	£'000
6,125	735	Land and Buildings	6,062	727
0	0	Vehicle, Plant, Furniture and Equipment	0	0
6,125	735	Long Term Assets	6,062	727
17	2	Inventories	17	2
87	10	Short Term Debtors	28	3
67	8	Cash and Cash Equivalents	95	11
171	20	Current Assets	140	16
(70)	(8)	Short Term Creditors	(52)	(6)
(70)	(8)	Total Current Liabilities	(52)	(6)
0	0	Long Term Borrowing	0	0
6,226	747	Net Assets	6,150	737
118	14	Usable Reserves	113	14
6,108	733	Unusable Reserves	6,037	723
6,226	747	Total Reserves	6,150	737

4. Prosiect Gwyrdd

The Prosiect Gwyrdd is a Joint Working Arrangement between Cardiff, Caerphilly, Monmouthshire, Newport and the Vale of Glamorgan Councils to manage the contract with Viridor which provides a long term sustainable treatment solution to the residual waste that is remaining in each authority after recycling has been maximised.

Prosiect Gwyrdd 2020/20	Vale of Glamorgan Council Share 2020/21	Income and Expenditure Statement	Prosiect Gwyrdd 2021/22	Vale of Glamorgan Council Share 2021/22
	20%			20%
£'000	£'000		£'000	£'000
184	37	Operating Expenditure	187	37
(172)	(34)	Operating Income	(171)	(34)
12	3	Net Cost of Services	16	3
12	3	Transfer to Joint Committee Reserve	16	3
0	0	Total	0	0

Prosiect Gwyrdd 2020/21	Vale of Glamorgan Council Share 2020/21	Balance Sheet	Prosiect Gwyrdd 2021/22	Vale of Glamorgan Council Share 2021/22
	20%			20%
£'000	£'000		£'000	£'000
216	43	Short Term Debtors	108	22
97	20	Cash and Cash Equivalents	192	38
313	63	Current Assets	300	60
(5)	(1)	Short Term Creditors	(4)	(1)
(5)	(1)	Total Current Liabilities	(4)	(1)
308	62	Net Assets	296	59
(3)	0	Usable Reserves	(296)	(59)
311	62	Unusable Reserves	0	0
308	62	Total Reserves	(296)	(59)

5. Central South Consortium

The Central South Consortium was created on 1st September 2012 to provide a range of School Improvement services within the local authority areas of Bridgend, Cardiff, Merthyr Tydfil, Rhondda Cynon Taf and the Vale of Glamorgan. Rhondda Cynon Taf is the host authority for the service.

Central South Consortium 2020/21	Vale of Glamorgan Council Share 2020/21	Income and Expenditure Statement	Central South Consortium 2021/22	Vale of Glamorgan Council Share 2021/22
	14.78%			14.84%
£'000	£'000		£'000	£'000
82,790	12,236	Operating Expenditure	99,424	14,755
(81,800)	(12,090)	Operating Income	(97,819)	(14,516)
990	146	Net Cost of Services	1,605	239
32	5	Finance and Investment Income and Expenditure	-2	0
1,022	151	(Surplus) / Deficit on Provision of Services	1,603	239

(1,682)	(249)	Other Comprehensive Income and Expenditure	(2,554)	(379)
(660)	(98)	Total Comprehensive Income & Expenditure	(951)	(140)

Central South Consortium 2020/21	Vale of Glamorgan Council Share 2020/21	Balance Sheet	Central South Consortium 2021/22	Vale of Glamorgan Council Share 2021/22
	14.78%			14.84%
£'000	£'000		£'000	£'000
0	0	Long Term Debtors	0	0
0	0	Long Term Asset - Defined Benefit Pension Asset	843	125
0	0	Long Term Assets	843	125
0	0	Inventories	0	0
2,051	303	Short Term Debtors	1,435	213
2,051	303	Current Assets	1,435	213
(1,339)	(198)	Short Term Creditors	(857)	(127)
(1,339)	(198)	Total Current Liabilities	(857)	(127)
712	105	Net Current Assets	578	86
(726)	(107)	Long Term Liability - Defined Benefit Pension Liability	(0)	(0)
(14)	(2)	Net Assets/Liabilities	1,421	211
746	110	Usable Reserves	627	93
(760)	(112)	Unusable Reserves	794	118
(14)	(2)	Total Reserves	1,421	211

6. City Deal

The £1.2 billion Cardiff Capital Region City Deal has been established between the UK Government, the Welsh Government and 10 local authorities in South East Wales, including the Vale of Glamorgan Council. The Deal is expected to deliver up to 25,000 new jobs and bring in an additional £4 billion of private sector investment. The Deal will cover a 20 year period and work is currently ongoing to establish projects to be undertaken and cost implications for each authority. There was a capital contribution of £170k to the Joint Committee during 2020/21.

City Deal 2020/21	Vale of Glamorgan Council Share 2020/21	Income and Expenditure Statement	City Deal 2021/22	Vale of Glamorgan Council Share 2021/22
	8.48%			8.48%
£'000	£'000		£'000	£'000
4,694	398	Operating Expenditure	6,697	568
(7,286)	(618)	Operating Income	(9,015)	(764)
(2,592)	(220)	Net Cost of Services	(2,318)	(196)
7,436	630	Finance and Investment Income and Expenditure	110	9
(5,395)	(457)	Taxation and Non Specific Grant Income	(4,496)	(381)

(551)	(47)	(Surplus) / Deficit on Provision of Services	(6,704)	(568)
0	0	Other Comprehensive Income and Expenditure	0	0
(551)	(47)	Total Comprehensive Income & Expenditure	(6,704)	(568)

City Deal 2020/21	Vale of Glamorgan Council Share 2020/21	Balance Sheet	City Deal 2021/22	Vale of Glamorgan Council Share 2021/22
	8.48%			8.48%
£'000	£'000		£'000	£'000
0	0	Land and Buildings	0	0
2,474	209	Assets Under Construction	810	69
0	0	VPFE	4,176	354
0	0	Depreciation - VPFE	(597)	(51)
2,000	170	Equity	2,000	170
29,000	2,458	Investment Properties	28,950	2,454
1,633	138	Long Term Debtors	16,295	1,381
35,107	2,975	Long Term Assets	51,634	4,378
3,000	254	Financial Assets	3,000	254
17,953	1,522	Short Term Debtors	6,162	522
1,435	122	Deferred Tax Asset	1,335	113
48,357	4,099	Cash and Cash Equivalents	65,734	5,572
70,745	5,997	Current Assets	76,231	6,461
(14,923)	(1,265)	Short Term Creditors	(48,691)	(4,127)
(14,923)	(1,265)	Current Liabilities	(48,691)	(4,127)
(44,931)	(3,808)	Long Term Creditors	(25,423)	(2,156)
(2,077)	(176)	Provisions for Liabilities	(2,471)	(209)
(47,008)	(3,984)	Long Term Liabilities	(27,894)	(2,365)
43,921	3,723	Net Assets/Liabilities	51,280	4,347
212	18	Usable Reserves	1,819	154
43,709	3,705	Unusable Reserves	49,461	4,193
43,921	3,723	Total Reserves	51,280	4,347

35. Pooled/Joint Budgets Arrangements

The Council has entered into a number of joint and pooled budget arrangements for the following :-

Older People Care Accommodation Pooled Budget

Under regulation 19(1) of the Partnership Arrangements (Wales) Regulations 2015, a pooled budget arrangement has been agreed between Cardiff and Vale local authorities and the Cardiff and Vale University Health Board in relation to the provision of care home accommodation for older people. The arrangement came into effect on 1st April 2018. Cardiff Council is currently acting as host authority. The processes for commissioning and payment for services has remained unchanged

and is still undertaken by the individual partner's. Each partner continues to be responsible for their own budget and expenditure.

Costs incurred by each partner are charged to the pooled budget held by Cardiff Council and these costs are then offset by contributions made by each partner into the pool. The value of the Vale's transactions into and out of the pool for 2021/22 are £15.75M.

Joint Equipment Store (JES)

The contributors to the pool are the Vale of Glamorgan Council, Cardiff County Council and the Cardiff and Vale University Health Board. The JES is run by Cardiff County Council and provides community equipment and minor adaptations to residents of Cardiff and the Vale of Glamorgan. £344k was paid into the pool in respect of 2021/22.

Integrated Care Fund (ICF)

ICF grant is provided to the Cardiff and Vale University Health Board by Welsh Government. The funding allows various initiatives to be undertaken by the Cardiff and Vale University Health Board, Cardiff County Council and the Vale of Glamorgan Council. This fund is being used to build effective working practices across health, social services and housing, to take forward schemes which demonstrate an effectiveness across community and acute environments and linking out-of-hospital care and social care to strengthen the resilience of the unscheduled care system. The Vale of Glamorgan Council undertook revenue schemes to the value of £2.74M and capital schemes to the value of £977k during 2021/22 from this fund.

Integrated Family Support Service (IFSS)

The service covers the Vale of Glamorgan Council and Cardiff County Council geographical area. The service is run by Cardiff County Council and provides targeted intervention to support children and families affected by parental substance misuse. The Vale of Glamorgan Council contributed £284k to the service in 2021/22.

Coroner

There is a joint Coroner Service for Rhondda Cynon Taf, Cardiff and the Vale of Glamorgan Councils. The service is hosted by Rhondda Cynon Taf. During 2021/22 the Council made contributions of £281k to the service.

Shared Internal Audit Service

The Council is the lead authority for a Shared Internal Audit Service covering the Vale of Glamorgan, Rhondda Cynon Taf, Merthyr Tydfil and Bridgend Councils. The total cost of the service for 2021/22 was £912k with a contribution of £276k from the Vale of Glamorgan, £235k from Rhondda Cynon Taf and £184k Merthyr Tydfil and

£217k from Bridgend. As at 31st March 2022 a reserve to the value of £485k was held by the Vale of Glamorgan Council on behalf of the service.

Local Resilience Forum

The Authority is the lead for the Local Resilience Forum, the members of the forum are; the Local Health Board, Natural Resources Wales, Fire Service, South Wales Police and Local Authorities - Cardiff, Newport, Swansea, Bridgend, Rhondda Cynon Taf and The Vale of Glamorgan.

The Local Resilience Forum is no longer consolidated into the Council's accounts. The Council's share of the LRF's balance is 8% and the overall reserve balances stood at £172k at 31st March 2022.

Swansea and Carmarthen Bay Coastal Engineering Group.

The Authority is the lead for the Swansea and Carmarthen Bay Coastal Engineering Group. The members of the partnership are Natural Resources Wales, Pembrokeshire County Council, Swansea City County Council, Bridgend County Borough Council, Carmarthenshire County Council and the Vale of Glamorgan.

This group is not consolidated into the Council's accounts. The overall cash balance of the group was £245k at 31st March 2022 due to a WG grant that has been carried forward for use in 2022/23.

36. Other Related Parties

Other than that shown below there are no matters that the Council is required to disclose separately as material transactions with related parties – bodies or individuals that have the potential to control or influence the Council or to be controlled or influenced by the Council other than those shown elsewhere in the notes to the accounts. All transactions referred to in this Related Parties disclosure have been conducted on an arms length basis.

There are no monies owed from/to disclosed related parties at the end of the year. If there are any outstanding amounts at year end they will be included in the relevant disclosure.

Welsh Government effect influence on the Authority via legislation and grant funding. As at 31st March 2021 there was a debtor balance of £11.032m for revenue and £20.193m for capital. During 2021/22 the Council received revenue grants as set out in Notes 32,12 and 15

The Authority has material transactions with the Cardiff and Vale University Health Board in respect of Social Service matters whereby the Health Board reimburses the Authority for Continuing Health Care costs. The Council also receives Integrated Care Fund and other grant income for capital and revenue expenditure from the

Health Board. During 2021/22 there were transactions with the Health Board totalling £7.026m and as at 31st March 2021 there was a debtor balance of £990k.

As part of the Covid response PPE has been distributed to the Council by the JES. The PPE has been utilised in part by the Council (predominantly is the Social Services directorate) but has also been passed on to third parties such as private Residential homes and domiciliary care providers.

The Track and Trace Programme (TTP) was set up by Welsh Government in response to the COVID-19 pandemic. The Council has been able to provide staff through working additional hours to support this service. Funding of £127k was claimed from Cardiff Council to finance these costs during 2021/22.

The Big Fresh Catering Company (BFCC) was established on 1st January 2020 and the Vale of Glamorgan Council is sole shareholder. The Council has included income of £504k and expenditure of £4.112M in its 2021/22 single entity accounts. A number of Council Officers and Members were named as directors of BFCC during the 2020/21 financial year, Cllr John Thomas, Head of Digital, Strategy, Community Learning and Resources, the Headteacher at Dinas Powys Primary School and the Head of School Pencoedtre High and James Sommerin. None of these Directors are remunerated in excess of the sum included in the Single Entity accounts for their role in BFCC.

At the 31 March 2021 there were 29 Vale of Glamorgan Councillors who also were members of Town and Community Councils for 2022/23 following the election there are 31 Vale of Glamorgan Councillors who also were members of Town and Community Councils. The precepts raised in respect of Town and Community Councils in the Vale were £3.174M in 2021/22 (£3.061M in 2020/21) and are included in the Comprehensive Income and Expenditure Statement.

37. Operating Leases (Lessor)

The future minimum lease payments due under non- cancellable leases in future years are:

	2020/21 Land and Buildings	2020/21 Other Leases	2021/22 Land and Buildings	2021/22 Other Leases
	£'000	£'000	£'000	£'000
Within 1 year	409	135	427	135
Between 1 and 5 years	1,127	0	1,227	0
After 5 years	8,725	0	8,659	0
Total	10,261	135	10,313	135

38. Operating Leases (Lessee)

The future minimum lease payments due under non- cancellable leases in future years are:

	2020/21 Land and Buildings (Restated)	2020/21 Other Leases	2021/22 Land and Buildings	2021/22 Other Leases
	£'000	£'000	£'000	£'000
Within 1 year	290	0	263	0
Between 1 and 5 years	818	0	736	0
After 5 years	1,518	0	1,350	0
Total	2,626	0	2,349	0

39. Pension Assets and Liabilities

Local Government Pension Scheme Funded Benefits

The disclosures below relate to the funded liabilities within the Cardiff and Vale of Glamorgan Pension Fund (the Fund) which is part of the Local Government Pension Scheme (the LGPS). The LGPS is a funded defined benefit plan with benefits earned up to 31 March 2014 being linked to final salary. Benefits after 31 March 2014 are based on a Career Average Revalued Earnings scheme. Details of the benefits to be paid for the period covered by this disclosure are set out in the 'Local Government Pension Scheme Regulations 2013' and 'The Local Government Pension Scheme (Transitional Provisions, Savings and Amendment) Regulations 2014'.

The funded nature of the LGPS requires the Employer and its employees to pay contributions into the Fund, calculated at a level intended to balance the pension liabilities with investment assets. Information on the framework for calculating contributions to be paid is set out in LGPS Regulations 2013 and the Fund's Funding Strategy Statement. The last actuarial valuation was at 31 March 2019 and the contributions to be paid until 31 March 2023 resulting from that valuation are set out in the Fund's rates and adjustment certificate.

The Fund Administering Authority, City and County of Cardiff, is responsible for the governance of the Fund.

Local Government Pension Scheme Unfunded Benefits

The disclosures below also relate to the unfunded pension arrangements established by The Vale of Glamorgan Council. These are termination benefits made on a discretionary basis upon early retirement in respect of members of the Local Government Pension Scheme (LGPS) under the Local Government (Early Termination of Employment) (Discretionary Compensation) (England and Wales) Regulations and members of the Teachers' Pension Scheme.

The latest actuarial valuation of unfunded benefits took place as at 31 March 2019. Liabilities have been estimated by the independent qualified actuary basis on an actuarial basis using the projected unit credit method.

The accounts have been adjusted to include the Joint Committees and the Foundation School's Pension Liabilities. The Council's share of the Joint Committees and Foundation School's pension liabilities are reflected in the disclosure notes below. The table below sets out the reconciliation of the pension liability figure included on the Council's balance sheet.

The Central South Consortium and Shared Regulatory Service Joint Committees are consolidated using different percentages each year this means that there are small discrepancies between the closing 2019/20 position and the opening 2020/21 position for some of the notes included in this analysis.

Pension Liability	31 March 2021	31 March 2022
	£'000	£'000
Vale of Glamorgan Council Pension (Liability)	(321,521)	(268,100)
Vale, Valleys and Cardiff Regional Adoption Service Joint Committee Pension (Liability)	(606)	(532)
Shared Regulatory Service Joint Committee Pension (Liability)	(5,700)	(4,948)
Central South Consortium Joint Committee Pension Asset/(Liability)*	(107)	125
Foundation School Pension (Liability)	(4,310)	(3,160)
Total Pension Liability	(332,244)	(276,615)

*The administering body for the Central South Consortium Joint Committee Pension Fund is Rhondda Cynon Taf County Council.

Liabilities have been estimated by the independent qualified actuary on an actuarial basis using the projected unit credit method.

Key issues impacting the actuarial calculation

Roll Forward Approach

The Actuarial report has been calculated using the Roll Forward approach. The roll forward approach is a method of approximately calculating pension scheme assets and liabilities by adjusting the results of the last full actuarial valuation exercise.

MccCloud Judgement

The projected Current Service Cost includes a prospective allowance for the McCloud liabilities, however, Government has proposed that the remedy period will end on 31st March 2022. The atuary has allowed for the Ministry of Housing, Communities and Local Government July 2020 consultation in the alculatation of the McCloud costs within the 2021/22 valuations.

Assets Returns

Asset Returns over the accounting period have been higher than expected. This had led to a gain on assets over the accounting period and an improvement in the balance sheet position.

Financial Assumptions

There has been a change to the financial assumptions over the period. The discount rate has increased by 0.60%, the CPI inflation assumption has increased by 0.30%, and the salary increase assumption has increased by 0.30%. This has resulted in a less positive balance sheet position than if the financial assumptions at the start of the period had been used. The impact of this change is recognised in Other Comprehensive Income.

Demographic Assumptions

The key demographic assumptions are the rates of post retirement mortality, the rates of withdrawal and ill health retirements (for active members) the allowance made for cash commutation on retirement, the proportion of members whose death gives rise to a dependent's pension, and the assumed levels of future promotional salary increases.

The actuarial report recommends that all of the demographic assumptions (including the assumptions for post-retirement mortality) are the same as those adopted for the 2019 valuation. The demographic assumptions are agreed by the Administering Authority based on an assessment of the Fund's membership, experience and with reference to standard mortality tables.

Impact of Covid-19 on Mortality

No allowance has been made to reflect the effect of the Covid-19 pandemic on the pensioner mortality level. However, this information will be captured within the 2022 valuation, with pension valuations amended accordingly.

Estimated Employer Payments 2022/23

The estimated Employer payments for the year ended 31st March 2023 are set out in the table below. Additional contributions may also become due in respect of any employer discretions to enhance members' benefits in the Fund over the next accounting period.

Employer regular contribution for 2022/23	Year ended 31 st March 2023 (£M)
Vale of Glamorgan	14.44
Foundation School	0.29
Vale of Glamorgan share of Shared Regulatory Service	0.275
Vale of Glamorgan share of Vale, Valleys and Cardiff Regional Adoption Service	0.050
Vale of Glamorgan share of Central South Consortium	0.036
Total	15.091

The expected employer payments direct to beneficiaries in 2022/23 for unfunded pensions is £1.17M.

The principal assumptions used by the actuary in updating the latest valuation of the Fund for IAS 19 purposes were:

Principal Financial Assumptions (% per annum)

	Funded			Unfunded		
	31/03/20	31/03/21	31/03/22	31/03/20	31/03/21	31/03/22
	%	%	%	%	%	%
Discount Rate	2.3	2.1	2.7	2.3	2.1	2.7
CPI Rate	2.0	2.7	3.0	2.0	2.7	3.0
Rate of increase to pensions (1)	2.0	2.7	3.0	2.0	2.7	3.0
Pension accounts revaluation rate (2)	2.0	2.7	3.0			
Rate of general increase in salaries (3)	3.0	3.7	4.0			

The above Pension assumptions apply to Cardiff and Vale Pension Fund schemes (Vale of Glamorgan and the Foundation School).

- The duration of the liabilities is the average period between the calculation date and the date at which benefit payments fall due. Durations will be calculated based on the output of the most recent valuation exercise of the Employer's funded liabilities
- Employers may also prepare a separate disclosure note for their unfunded benefit schemes' which pay pensions awarded at retirement on a discretionary basis. The duration of the unfunded liabilities will usually be shorter than the duration of the LGPS benefits. In the interest of pragmatism and practicality it is recommended that the financial assumptions used to report the unfunded scheme liabilities are the same as those used for valuing funded benefits.

- Pension increases on pension in excess of the Guaranteed Minimum Pension in payment where appropriate.
- It is recommended that the assumption for the revaluation rate of pension accounts is set equal to the assumption for pension increases.
- The assumed rate of general salary increases has been set as 1.00% pa above the CPI inflation assumption, which is consistent with the assumption used at the 2019 valuation. A promotional salary scale is assumed to apply in addition to this.
- The mortality tables shown apply to normal health retirements. Different rates may apply to retirements in ill health

Assumptions for the Vale, Valleys and Cardiff Regional Adoption Service and Shared Regulatory Service are set out below:

	Joint Committees Vale Valleys and Cardiff Regional Adoption Service and Shared Regulatory Service (Funded)		
	31/03/20	31/03/21	31/03/22
	%	%	%
Discount Rate	2.3%	2.1%	2.7%
CPI Rate	1.8%	2.6%	2.9%
Rate of increase to pensions (1)	1.8%	2.6%	2.9%
Pension accounts revaluation rate (2)	1.8%	2.6%	2.9%
Rate of general increase in salaries (3)	2.8%	3.6%	3.9%

Assumptions for the Central South Consortium Pension Fund are set out below:

	Central South Consortium (Funded)		
	31/03/20	31/03/21	31/03/22
	%	%	%
Discount Rate			
CPI Rate	2%	2.1%	2.7%
Rate of increase to pensions (1)	2%	2.7%	3.0%
Pension accounts revaluation rate (2)	2.3%	2.7%	3.0%
Rate of general increase in salaries (3)	3.25%	3.95%	4.25%

The majority of the pension liabilities are linked to either price or pay inflation. Higher inflation expectations will lead to a higher liability value. The assets are either unaffected or loosely correlated with inflation meaning that an increase in inflation will increase the deficit.

The mortality assumptions are based on the recent actual mortality experience of members within the Fund and allow for expected future mortality improvements.

Post retirement mortality (retirement in normal health)

Post Retirement Mortality	Funded (excl CSC)		CSC Funded		Unfunded	
	31/03/21	31/03/22	31/03/21	31/03/22	31/03/21	31/03/22
Males						
Future lifetime from age 65 (aged 65 at accounting date)	22.3	22.1	21.8	21.6	22.3	22.1
Future lifetime from age 65 (aged 45 at accounting date)	23.3	23.2	22.8	22.6		
Females						
Future lifetime from age 65 (aged 65 at accounting date)	24.7	24.6	24.1	23.9	24.7	24.6
Future lifetime from age 65 (aged 45 at accounting date)	26.1	26.0	25.6	25.4		

The majority of the Fund's obligations are to provide benefits for the life of a member following retirement, so increases in life expectancy will result in an increase in the approximate split of assets for the Fund as a whole (based on data supplied by the Fund Administering Authority) is shown in the table below. The assets allocated to the employer in the Fund are notional and the assets are assumed to be invested in line with the investments of the Fund set out below for the purposes of calculating the return to be applied to those notional assets. The Fund is large and largely liquid and as a consequence there will be no significant restriction on realising assets if the situation arises. The assets are invested in a diversified spread of investments and the approximate split for the Fund as a whole is included in the disclosures.

The Administering Authority does not invest in property or assets related to itself. It is possible, however, that assets may be invested in shares relating to some of the private sector employers participating in the Fund if it forms part of their balanced investment strategy.

	Funded (excl CSC)		Funded CSC	
	Asset split at 31 March 2021 (%)	Asset split at 31 March 2022 (%)	Asset split at 31 March 2021 (%)	Asset split at 31 March 2022 (%)
Equities	65.6	67.5	70.7	68.75
Property	6.6	6.9	6.4	6.6
Government Bonds	10.7	9.2	9.1	11.7
Corporate Bonds	15.7	8.4	13.0	12.6
Cash	1.4	2.3	0.8	0.35
Other	0	5.7	0	0
Total	100.0	100.0	100.0	100.0

Of the assets shown above for Funded (excl CSC) 3.7% (£18.96M) are classified as unquoted equities at 31st March 2022.

Reconciliation of Funded/Unfunded Status to Balance Sheet

As at 31/03/21	Funded					Unfunde d	Total
	Vale	Foundation School	CSC	SRS	VVC		
	£M's	£M's	£M's	£M's	£M's	£M's	£'Ms
Fair Value of Assets	465.330	6.030	4.787	6.000	0.645	0	482.792
Present Value of Defined Benefit Obligation	(772.631)	(10.34)	(4.894)	(11.700)	(1.251)	(14.22)	(815.036)
Funded/Unfunded status	(307.301)	(4.31)	(0.107)	(5.700)	(0.606)	(14.22)	(332.244)
Impact of minimum funding requirement / asset ceiling	0	0	0	0	0	0	0
Asset / (Liability) recognised on the Balance Sheet	(307.301)	(4.31)	(0.107)	(5.700)	(0.606)	(14.22)	(332.244)

As at 31/03/22	Funded					Unfunded	Total
	Vale	Foundation School	CSC	SRS	VVC		
	£M's	£M's	£M's	£M's	£M's	£M's	£'Ms
Fair Value of Assets	498.62	6.95	5.025	6.962	0.734	0	518.291
Present Value of Defined Benefit Obligation	(753.91)	(10.11)	(4.9)	(11.91)	(1.256)	(12.81)	(794.895)
Funded/Unfunded status	(255.29)	(3.16)	0.125	(4.948)	(0.521)	(12.81)	(276.605)
Impact of minimum funding requirement / asset ceiling	0	0	0	0	0	0	0
Asset / (Liability) recognised on the Balance Sheet	(255.29)	(3.16)	0.125	(4.948)	(0.521)	(12.81)	(276.605)

The split of the defined benefit obligation at the last valuation date between the various categories of members was as follows:

Active Members	Vale of Glamorgan	Foundation School	CSC	SRS	VVC
	%	%	%	%	%
Active Members	41%	65%	n/a	78%	61%
Deferred Pensioners	18%	10%	n/a	11%	15%
Pensioners	41%	25%	n/a	11%	24%

Employers who leave the Fund (or their guarantor) may have to make an exit payment to meet any shortfall in assets against their pension liabilities. If the employer (or guarantor) is not able to meet this exit payment the liability may in certain circumstances fall on other employers in the Fund. Further the assets at exit in respect of 'Orphan Liabilities' may in retrospect not be sufficient to meet the liabilities. This risk may fall on other employers. 'Orphan Liabilities' are currently a small proportion of the overall liabilities in the Fund.

Maturity Profile of the Defined Benefit Obligation

The estimated duration of liabilities for the scheme members is set out below.

Duration of Liabilities (in years)	Vale of Glamorgan	Foundation School	CSC	SRS	VVC
2020/21	20.2	22.6	n/a	27.3	27.8
2021/22	20.2	22.6	n/a	27.3	27.8

Breakdown of Amounts recognised in Surplus or Deficit on the Provision of Services and Other Comprehensive Income.

Year Ending 31/03/21	Funded					Unfunded	Total
	Vale	Foundatio n School	CSC	SRS	VVC		
	£M's	£M's	£M's	£M's	£M's	£M's	£M's
Comprehensive Income and Expenditure							
Cost of Services							
Service Cost Comprising							
Current Service Cost*	22.4	0.46	0.155	0.404	0.063	0	23.482
Past Service Cost (including curtailments)	0.07	0	0	0	0	0	0.07
(Gain)/Loss on Settlements	0.00	0	0	0	0	0	0.00
Financing and Investment Income							
Net Interest Expense	5.33	0.07	0.005	0.081	0.008	0.32	5.814
Total post-employment benefits charged to the surplus	27.8	0.53	0.160	0.485	0.071	0.32	29.366

or deficit on the provision of services							
Remeasurements in Other Comprehensive Income and Expenditure							
Return on plan assets (in excess of) /below that recognised in net interest	(66.55)	(0.83)	(1.050)	(0.837)	(0.090)	0	(69.357)
Actuarial (gains)/ losses due to change in financial assumptions	128.15	2.08	0	2.742	0.300	0.94	134.212
Actuarial (gains)/ losses due to changes in demographic assumptions	0.00	0.00	0.848	0.00	0.00	0	0.848
Actuarial (gains) / losses due to liability experience	(7.05)	(0.07)	(0.047)	(0.051)	(0.008)	(0.2)	(7.426)
Total post-employment benefits charged to the comprehensive income and expenditure statement	54.55	1.18	(0.249)	1.854	0.202	0.74	58.277
Total Amount Recognised	82.35	1.71	(0.089)	2.339	0.273	1.06	87.643
Reversal of net charges made to the surplus or deficit on the provision of services for post-employment benefits in accordance with the Code	(27.8)	(0.53)	(0.16)	(0.485)	(0.071)	(0.32)	(29.366)
Actual amount charged against General Fund and HRA balances for Pensions in year							
Employers' contributions payable to scheme	13.31	0.27	0.028	0.259	0.041	0	13.908
Retirement benefits payable	0	0	0	0	0	1.21	1.210
Administration Expenses Allowance							
*The current service cost included an allowance for the administration expenses	0.31	0.01	n/a	0.03	0.01	0	0.36

For Year Ending 31/03/22	Funded					Unfunded	Total
	Vale	Foundation School	CSC	SRS	VVC		
	£M's	£M's	£M's	£M's	£M's		
Comprehensive Income and Expenditure							
Cost of Services							
Service Cost Comprising							
Current Service Cost*	31.77	0.65	0.251	0.593	0.099	0	33.363
Past Service Cost (including curtailments)	0.23	0	0	0	0	0	0.23
(Gain)/Loss on Settlements	0.00	0	0	0	0	0	0.00
Financing and Investment Income							
Net Interest Expense	6.31	0.09	0.001	0.122	0.013	0.29	6.826

Vale of Glamorgan County Borough Council

Total post-employment benefits charged to the surplus or deficit on the provision of services	38.31	0.74	0.251	0.715	0.112	0.29	40.418
Remeasurements in Other Comprehensive Income and Expenditure							
Return on plan assets (in excess of) /below that recognised in net interest	(21.79)	(0.53)	(0.014)	(0.300)	(0.030)	0	(22.664)
Actuarial (gains)/ losses due to change in financial assumptions	(49.17)	(1.01)	(0.331)	(1.024)	(0.116)	(0.32)	(51.971)
Actuarial (gains)/ losses due to changes in demographic assumptions	(7.61)	(0.1)	(0.049)	(0.121)	(0.012)	(0.21)	(8.102)
Actuarial (gains) / losses due to liability experience	2.36	0.03	0.016	0.029	0.005	(0.07)	2.37
Total post-employment benefits charged to the comprehensive income and expenditure statement	(76.21)	(1.61)	(0.379)	(1.416)	(0.153)	(0.57)	(80.338)
Total Amount Recognised	(37.90)	(0.87)	(0.128)	(0.701)	(0.041)	(0.28)	(39.92)
Reversal of net charges made to the surplus or deficit on the provision of services for post-employment benefits in accordance with the Code	(38.31)	(0.74)	(0.251)	(0.715)	(0.111)	(0.29)	(40.417)
Actual amount charged against General Fund and HRA balances for Pensions in year							
Employers' contributions payable to scheme	14.11	0.29	0.034	0.265	0.044	0	14.743
Retirement benefits payable to pensioners	0	0	0	0	0	1.13	1.13
Administration Expenses Allowance							
*The current service cost included an allowance for the administration expenses	0.31	0.01	n/a	0.03	0.01	0	0.36

Changes to the Present Value of Defined Benefit Obligation during the Period

Year Ended 31/03/21	Funded					Unfunded	Total
	Vale	Foundation School	CSC	SRS	VVC		
	£M's	£M's	£M's	£M's	£M's	£M's	£M's
Opening Defined Benefit Obligation	627.5	7.7	3.880	8.375	0.869	14.37	662.694
Current Service Cost	22.4	0.46	0.155	0.404	0.063	0.00	23.482
Interest Expense on defined benefit obligation	14.29	0.18	0.089	0.194	0.020	0.32	15.093
Contributions by Participants	3.91	0.08	0.038	0.081	0.012	0.00	4.121
Actuarial (gains)/ losses on liabilities financial assumptions	128.15	2.08	0.00	2.742	0.300	0.94	134.212

Vale of Glamorgan County Borough Council

Actuarial (gains)/ losses on liabilities demographic assumptions	0.00	0.00	0.848	0.00	0.00	0.00	0.848
Actuarial (gains)/ losses on liabilities experience	(7.050)	(0.07)	(0.047)	(0.051)	(0.008)	(0.20)	(7.426)
Net Benefits Paid Out	(16.64)	(0.09)	(0.069)	(0.044)	(0.005)	(1.21)	(18.058)
Past Service Cost (including curtailments)	0.070	0.00	0.00	0.00	0.00	0.00	0.070
Net increase in liabilities from disposals/ acquisitions	0.00	0.00	0.00	0.00	0.00	0.00	0.00
Settlements	0.00	0.00	0.00	0.00	0.00	0.00	0.00
Closing Defined Benefit Obligation	772.63	10.34	4.894	11.701	1.251	14.22	815.036

Year Ended 31/03/22	Funded					Unfunded	Total
	Vale	Foundation School	CSC	SRS	VVC		
	£M's	£M's	£M's	£M's	£M's	£M's	£M's
Opening Defined Benefit Obligation	772.63	10.34	4.914	12.143	1.251	14.22	815.498
Current Service Cost	31.77	0.65	0.251	0.593	0.099	0.00	33.363
Interest Expense on defined benefit obligation	16.10	0.22	0.103	0.255	0.027	0.29	16.995
Contributions by Participants	4.09	0.08	0.063	0.082	0.014	0.00	4.329
Actuarial (gains)/ losses on liabilities financial assumptions	(49.17)	(1.01)	(0.331)	(1.024)	(0.116)	(0.32)	(51.971)
Actuarial (gains)/ losses on liabilities demographic assumptions	(7.61)	(0.1)	(0.05)	(0.121)	(0.012)	(0.21)	(8.103)
Actuarial (gains)/ losses on liabilities experience	2.36	0.03	0.016	0.029	0.005	(0.04)	2.40
Net Benefits Paid Out	(16.49)	(0.1)	(0.049)	(0.047)	(0.012)	(1.13)	(17.828)
Past Service Cost (including curtailments)	0.230	0.00	0.00	0.00	0.00	0.00	0.23
Net increase in liabilities from disposals/ acquisitions	0.00	0.00	0.00	0.00	0.00	0.00	0.00
Settlements	0.00	0.00	0.00	0.00	0.00	0.00	0.00
Closing Defined Benefit Obligation	753.91	10.11	4.917	11.91	1.256	12.81	794.913

Changes to the Fair Value of Assets during the Accounting Period

Restated Year ended 31/03/21	Funded			Unfunded	Total
------------------------------	--------	--	--	----------	-------

Vale of Glamorgan County Borough Council

	Vale	Foundation School	CSC	SRS	VVC		
	£M's	£M's	£M's	£M's	£M's	£M's	£M's
Opening Fair Value of Assets	389.24	4.83	3.656	4.755	0.495	0	402.976
Interest Income on Assets	8.960	0.11	0.084	0.113	0.012	0	9.279
Remeasurement gains/ (losses) on Assets	66.55	0.83	1.050	0.837	0.090	0	69.357
Contributions by the Employer	13.31	0.27	0.028	0.259	0.041	1.21	15.118
Contributions by Participants	3.91	0.08	0.038	0.081	0.012	0	4.121
Net Benefits Paid Out	(16.64)	(0.09)	(0.069)	(0.044)	(0.005)	(1.21)	(18.058)
Net increase in assets from disposals/ acquisitions	0	0	0.00	0.00	0.00	0	0.00
Settlements	0	0	0.00	0.00	0.00	0	0.00
Closing Fair Value of Assets	465.33	6.030	4.787	6.001	0.645	0	482.793

Year ended 31/03/22	Funded					Unfunded	Total
	Vale	Foundation School	CSC	SRS	VVC		
	£M's	£M's	£M's	£M's	£M's	£M's	£M's
Opening Fair Value of Assets	465.33	6.03	4.878	6.229	0.635	0	483.112
Interest Income on Assets	9.79	0.13	0.103	0.133	0.014	0	10.17
Remeasurement gains/ (losses) on Assets	21.79	0.53	0.014	0.300	0.030	0	22.664
Contributions by the Employer	14.11	0.28	0.034	0.265	0.044	1.13	15.863
Contributions by Participants	4.09	0.08	0.046	0.082	0.013	0	4.312
Net Benefits Paid Out	(16.49)	(0.1)	(0.049)	(0.047)	(0.012)	(1.13)	(17.828)
Net increase in assets from disposals/ acquisitions	0	0	0.00	0.00	0.00	0	0.00
Settlements	0	0	0.00	0.00	0.00	0	0.00
Closing Fair Value of Assets	498.62	6.95	5.026	6.962	0.735	0	518.293

Actual Return on Assets

Restated Year ended 31/03/21	Funded					Total
	Vale	Foundation School	CSC	SRS	VVC	
	£M's					
Interest Income on Assets	8.96	0.11	0.084	0.113	0.012	9.279
Remeasurement gains/ (losses) on Assets	66.55	0.83	1.050	0.837	0.090	69.357
Actual Return on Assets	75.51	0.94	1.134	0.950	0.102	78.636

Year ended 31/03/22	Funded					Total
	Vale	Foundation School	CSC	SRS	VVC	
	£M's					
Interest Income on Assets	9.79	0.13	0.102	0.133	0.014	10.169
Remeasurement gains/ (losses) on Assets	21.79	0.53	0.014	0.300	0.030	22.664
Actual Return on Assets	31.58	0.66	0.116	0.433	0.044	32.833

Sensitivity Analysis of Projected Service Costs 2021/22

The estimation of the defined benefit obligations is sensitive to the actuarial assumptions. The sensitivity analyses below have been determined based on reasonably possible changes of the assumptions occurring at the end of the reporting period and assumes for each change that the assumption analysed changes while all the other assumptions remain constant. The assumptions in longevity, for example, assume that life expectancy increases or decreases for men and women. In practice, this is unlikely to occur, and changes in some of the assumptions may be interrelated. The estimations in the sensitivity analysis have followed the accounting policies for the scheme, i.e. on an actuarial basis using the projected unit credit method. The methods and types of assumptions used in preparing the sensitivity analysis below did not change from those used in the previous period.

Projected service cost in the sensitivity analysis below is the projected service cost for the period ending 31st March 2022.

The Sensitivity Analysis is only shown below relating to the main Vale of Glamorgan LGPS pension fund however a similar analysis have been compiled as part of the actuarial report for each pension fund that has been consolidated as part of these accounts.

Discount rate assumption

Adjustment to discount rate	+0.1% p.a.	Base figure	-0.1% p.a.
Present value of total obligation (£M)	738.83	753.91	768.99
% change in present value of total obligation	-2.0%		2.0%
Projected service cost (£M)	28.59	29.57	30.58
Approx. % change in projected service cost	-3.3%		3.4%

Rate of general increase in salaries

Adjustment to salary increase rate	+0.1% p.a.	Base figure	-0.1% p.a.
Present value of total obligation (£M)	755.42	753.91	752.40
% change in present value of total obligation	0.2%		-0.2%
Projected service cost (£M)	29.57	29.57	29.57
Approx. % change in projected service cost	0.0%		0.0%

Rate of increase to pensions in payment and deferred pensions assumption, and rate of revaluation of pension accounts assumption

Adjustment to pension increase rate	+0.1% p.a.	Base figure	-0.1% p.a.
Present value of total obligation (£M)	767.48	753.91	740.34
% change in present value of total obligation	1.8%		-1.8%
Projected service cost (£M)	30.58	29.57	28.59
Approx. % change in projected service cost	3.4%		-3.3%

Post retirement mortality assumption*

Adjustment to mortality age rating assumption	-1 year	Base figure	+1 year
Present value of total obligation (£M)	780.30	753.91	727.52
% change in present value of total obligation	3.5%		-3.5%
Projected service cost (£M)	30.75	29.57	28.39
Approx. % change in projected service cost	4.0%		-4.0%

*A rating of +1 year means that members are assumed to follow the mortality pattern for the base table for an individual that is 1 year older than them.

Teacher's Pension Scheme

The total employer contributions to the Teacher's Pension Scheme in 2021/22 made by the Council were £13.049M. This includes contributions for Teachers appointed by the Governing body. The total employer contributions to the Teacher's Pension Scheme in 2020/21 made by the Council were £12.342M.

Whilst the result of the 2020 Valuation is due to be announced by April 2023, HM Treasury has announced that the implementation of any change to the employer contribution rate will not take place until April 2024

It is projected that the total employer contributions to the Teacher's Pension Scheme in 2022/23 will be approximately £13.401M.

40. Contingent Liabilities

Municipal Mutual Insurance Ltd. (MMI)

Municipal Mutual Insurance (MMI) was the main insurer of the public sector prior to it closing its insurance business in 1992. A scheme is in place for any liabilities still outstanding from historic insurance with MMI and therefore a provision has been included in the accounts. Any increase in claims could lead to a further levy being imposed on the Authority by the administrator of MMI in the future; provision for any sum due will be made once such an event becomes likely and can be reasonably assessed. The scheme administrator regularly reviews the scheme and any significant changes in the financial position may lead to a further clawback.

BFCC Pension Liability

The Council has agreed to guarantee the opening pension liability as shown on the BFCC accounts, this is because the liability relates to its' former employees and the opening deficit is approximately equivalent to a gain shown against the Council's settlement for BFCC. Any additional deficit should be recovered as part of the pension contribution rate set as part of the next triennial actuarial valuation.

41. Nature and Extent of Risks Arising From Financial Instruments

The Authority's activities expose it to a variety of financial risks:

- Credit risk – the possibility that other parties might fail to pay amounts due to the Authority;
- Liquidity risk – the possibility that the Authority might not have funds available to meet its commitments to make payments;
- Market risk – the possibility that financial loss might arise for the Authority as a result of changes in such measures as interest rates and stock market movements.

The Authority's overall risk management programme focuses on the unpredictability of financial markets and seeks to minimise potential adverse effects on the resources available to fund services. The Council has approved the Annual Treasury Management Strategy which includes policies on risk management.

Credit Risk

Credit risk arises from deposits with banks and financial institutions, as well as credit exposures to the Authority's customers. Deposits are not made with banks and financial institutions unless they are rated independently and comply with the credit rating as set out in the Treasury Management and Investment Strategy Statement. The Authority's internally managed investments complied with this strategy statement in 2021/22 and the Authority does not expect any losses from non-performance by any of its counterparties in relation to deposits.

The Authority has a cautious approach to risk, with its priority to safeguard capital. During 2020/21 and 2021/22 investments were made with the Debt Management Account Deposit Facility which is guaranteed by the UK Government and UK Local Authorities. The maximum investment sum per Local Authority in 2020/21 and 2021/22 was £5M and the maximum investment period was 12 months. During 2020/21 and 2021/22 the Authority also utilised Money Market Funds and Call Accounts with Lloyds (the Council's bankers). Notice Accounts with Santander were introduced during 2021/22. The maximum investment sum with UK institutions was £10m. The investment position at 31st March 2022 is set out below;

	31 March 2021	31 March 2022
	£'000	£'000
UK Debt Management Account Deposit Facility	0	26,650
UK Local Authorities	68,750	55,500
Federated Hermes Money Market Fund	9,550	100
CCLA Money Market Fund	9,100	4,100
Treasury Bills	0	6,500
Lloyds Instant Access Deposit Account	210	10
Lloyds Monthly Bonus Deposit Account	4,550	10
Santander Notice Accounts	0	750
Total	92,160	93,620
Reconciliation of Investment Balances		
Short Term Investment	68,750	82,200
Overnight Investments shown as Cash and Cash Equivalents	23,410	11,420
Total	92,160	93,620
Short Term Investment Accrued Interest	155	8
Short Term Investment Joint Committees	254	254
	92,569	93,882

Liquidity Risk

As the Authority has ready access to borrowings from the money markets and the Public Works Loans Board, there is no significant risk that it will be unable to raise finance to meet its commitments under financial instruments. When the Authority borrows money the maturity date determined for the loan is considered on each occasion.

The Authority has one loans of £4M in respect of LOBOs (Lenders Option Borrowers Option). The Lender can increase the interest rate by giving a set period of notice before the interest payment dates in each year, it would then be for the Authority to decide whether to accept the increase or repay the loan. The £4M loan has a full term maturity date of 24th February 2054. A LOBO of £2M matured on 21st November 2021. The maturity analysis of financial liabilities is as follows:

	31 March 2021	31 March 2022
	£'000	£'000
Less than one year	9,179	9,163
Between one and two years	8,193	9,902
Between two and five years	22,874	23,145
More than five years	113,757	112,445
Total	154,003	154,655

Market Risk

Interest Rate Risk

The Authority is exposed to significant risk in terms of its exposure to interest rate movements on its borrowings and investments. Movements in interest rates have a complex impact on the Authority. For instance, a rise in interest rates would have the following effects:

- Borrowings at variable rates – the interest expense charged to the Surplus or Deficit on the Provision of Services will rise;
- Borrowings at fixed rates – the fair value of the liabilities borrowings will fall;
- Investments at variable rates – the interest income credited to the Surplus or Deficit on the Provision of Services will rise;
- Investments at fixed rates – the fair value of the assets will fall.

Borrowings are not carried at fair value, so nominal gains and losses on fixed rate borrowings would not impact on the Surplus or Deficit on the Provision of Services or Other Comprehensive Income and Expenditure. However, changes in interest payable and receivable on variable rate borrowings and investments will be posted to the Surplus or Deficit on the Provision of Services and affect the Council Fund Balance. Movements in the fair value of fixed rate investments that have a quoted market price will be reflected in Other Comprehensive Income and Expenditure.

The total Government Grant Support receivable by the Authority for future years is indicative only and therefore no amount has been included for this in the table.

The Treasury Management Strategy Statement includes a section on borrowings and the Head of Finance (Section 151 Officer) will monitor the interest rate market and adopt a pragmatic approach to changing circumstances.

If interest rates had been 1% higher with all other variables held constant, the financial effect would be:

	£'000
Increase in interest payable on variable rate borrowings	41
Increase in interest receivable on variable rate investments	(272)
Increase in government grant receivable for financing costs	0
Impact on (Surplus) or Deficit on the Provision of Services	(231)

Share of overall impact credited to the HRA	(92)
Decrease in fair value of fixed rate investment assets	0
Impact on Other Comprehensive Income and Expenditure	0
Decrease in fair value of fixed rate borrowings liabilities (no impact on the (Surplus) or Deficit on the Provision of Services or Other Comprehensive Income and Expenditure)	(16,681)

To compile the above analysis the Council reviews the following;

- The interest chargeable on LOBO's and other variable rate loans
- The interest received on investment income in 2021/22
- Information provided by the Treasury Management Advisor on the projected decrease in fair value of fixed rate borrowings liabilities.

The impact of a 1% fall in interest rates would be as above but with the movements being reversed.

The Housing Revenue Account**Housing Revenue Account Income and Expenditure Account**

The HRA Income and Expenditure Statement shows the economic cost in the year of providing housing services in accordance with generally accepted accounting practices, rather than the amount to be funded from rents and government grants. Authorities charge rents to cover expenditure in accordance with the legislative framework; this may be different from the accounting cost. The increase or decrease in the year, on the basis on which rents are raised, is shown in the Movement on the Housing Revenue Account Statement.

2020/21	Restated 2020/21		2021/22	2021/22
£'000	£'000		£'000	£'000
		Expenditure		
2,577	2,577	Repairs and Maintenance	3,871	
5,289	5,289	Supervision and Management	5,469	
179	179	Rents, Rates, Taxes, & Other Charges	209	
2,946	(1,304)	Revaluation charged to CIES	(6,575)	
4,030	4,030	Non-Current Assets Depreciation /Impairment	1,453	
45	45	Debt Management Costs	39	
158	158	Increase in Provision for Bad and Doubtful Debts	180	
1,614	1,614	Revenue Expenditure Funded from Capital Under Statute	934	
16,838	12,588	Total Expenditure		5,580
		Income		
(20,149)	(20,149)	Dwelling Rents	(20,620)	
(167)	(167)	Non Dwelling Rents	(153)	
(502)	(502)	Charges for Services and Facilities	(557)	
(295)	(295)	Contributions towards expenditure	(243)	
(359)	(359)	Grant Income	(379)	
(21,472)	(21,472)	Total Income		(21,952)
(4,634)	(8,884)	Net Expenditure of HRA Services as Included in the Whole Authority CIES		(16,372)
0	0	HRA share of other amounts included in the whole authority Net Expenditure of Continuing Operations but not allocated to specific services		0
(4,634)	(8,884)	Net Expenditure of HRA Services		(16,372)
		HRA share of the operating income and expenditure included in the CIES		
(54)	(54)	(Gain)/ loss on sale of HRA assets		0
2,951	2,951	Interest payable and similar charges		2,879
(6)	(6)	Interest and Investment Income		(20)
119	119	Interest on net defined benefit liability/ (asset)		139
(3,768)	(3,768)	Capital Grants		(7,355)
(5,392)	(9,642)	(Surplus) or deficit for the year on HRA services		(20,729)

The HRA statement has been restated to include the HRA garages valued at £4.25m previously excluded from the Council's asset valuations.

Movement on the HRA Statement

2020/21	Restated 2020/21		2021/22
£'000	£'000		£'000
(7,948)	(7,948)	Balance on the HRA at the end of the previous year	(12,000)
(5,392)	(9,642)	(Surplus) or deficit for the year on the HRA Income and Expenditure Statement	(20,729)
1,340	5,590	Adjustments between accounting basis and funding basis under statute	15,290
(4,052)	(4,052)	Increase/(Decrease) during the financial year	(5,439)
(12,000)	(12,000)	Balance on the HRA at the end of the current year	(17,439)

Note to the Statement of Movement on the HRA Balance

Adjustments between Accounting Basis and Funding Basis under Statute

	2020/21	Restated 2020/21	2021/22
	£'000	£'000	£'000
Revaluation Loss/ Gain on Property, Plant and Equipment	(2,946)	1,304	6,574
Charges for depreciation and Impairment of Non Current Assets	(4,030)	(4,030)	(1,453)
Capital Grants and Contributions	3,768	3,768	7,355
Statutory Provision for the Financing of Capital Investment	1,606	1,606	1,601
Revenue Expenditure Funded from Capital Under Statute	(1,614)	(1,614)	(934)
Capital Expenditure charged against HRA	4,843	4,843	2,701
Gains / (Losses) on sales of non current assets	54	54	0
Pensions Reserve	(323)	(323)	(554)
Accumulated Absences	(18)	(18)	0
Total Adjustments	1,340	5,590	15,290

Summary

The Housing Revenue Account revenue balance at 31st March 2022 was £17.439M.

H1 Gross Dwelling Rent Income

This is the total dwelling rent income due for the year after allowance is made for voids. During the year 1.30% of the total dwelling rent due was uncollectable due to lettable properties being vacant; in 2020/21 the figure was 1.29%. Average dwelling rents were £102.79 a week in 2021/22, an increase of 1.75% over the previous year.

H2 Rent Rebates

Assistance with rents is available under the Housing Benefit Scheme for those on low incomes. 51.86% of the Council's tenants receive some help with the costs of rent charges.

H3 Housing Stock

Average Housing Stock over the past twelve years is shown in the following table:

2006/07	3,979
2007/08	3,959
2008/09	3,951
2009/10	3,949
2010/11	3,946
2011/12	3,944
2012/13	3,943
2013/14	3,940
2014/15	3,937
2015/16	3,930
2016/17	3,909
2017/18	3,891
2018/19	3,883
2019/20	3,868
2020/21	3,894
2021/22	3,916

The numbers and types of dwelling at 31st March for the past two years are shown below:

Number of Dwellings by Type	At 31 st March 2021	At 31 st March 2022	Additions 2021/22	Disposals 2021/22
1 Bedroom Houses	0	0	0	0
2 Bedroom Houses	317	322	5	0
3 Bedroom Houses	1,556	1,558	2	0
4 or more Bedroom Houses	87	87	0	0
1 Bedroom Bungalows	261	272	11	0
2 Bedroom Bungalows	71	72	1	0
3 Bedroom Bungalows	32	33	1	0

Vale of Glamorgan County Borough Council

4 or more Bedroom Bungalows	0	2	2	0
1 Bedroom Flats	875	875	0	0
2 Bedroom Flats	587	587	0	0
3 Bedroom Flats	93	93	0	0
Other – Hostel	15	15	0	0
Total	3,894	3,916	22	0

The change in stock can be summarised as follows:-

Housing Stock 31st March 2021	3,894
Less: Sold	0
Change of Use	0
New Build	22
Housing Stock 31st March 2022	3,916

H4 Rent Arrears

During the year 2021/22 rent arrears as a proportion of gross rent income was 8.67% of the amount due, compared to 7.59% in 2020/21. The figures are as follows: -

	2020/21	2021/22
	£'000	£'000
Arrears at 31 st March	1,743	2,032

Amounts written off during the year amounted to £2k. The aggregate provision in respect of uncollectable rent and other housing debts is £1.425M (£1.245M in 2020/21).

H5 Sale of Council Dwellings/ Administration Costs

There were no sale of council dwellings during the year. The right to buy scheme was abolished on 26th January 2019.

H6 Water Rates

Total monies collected in respect of water rates were £1.582M (£1.552M in 2020/21). Commission earned on this for 2021/22 was £183k (£207k in 2020/21).

H7 Capital Expenditure

Capital Expenditure of £10.056M has been spent in 2021/22 improving Council Dwellings, this Capital Expenditure has been taken into account at arriving at the Council Dwellings valuation.

H8 Capital Funding

	2020/21	2021/22
	£'000	£'000
Unsupported Borrowing	0	0
Supported Borrowing – Affordable Housing Grant	515	0
Usable Capital Receipts	97	0
Revenue Contributions	4,843	2,676
Major Repairs Reserve	2,764	2,770
Non HRA Reserve	0	25

Vale of Glamorgan County Borough Council

Section 20 contributions	13	662
Other Capital Grants	990	3,923
Total	9,222	10,056

H9 Assets - Depreciation / Impairment

The charge is broken down as follows:-

Council Dwellings	2020/21	2021/22
	£'000	£'000
Depreciation of Dwellings	1,331	1,341
Depreciation of Other Land and Buildings	4	108
Depreciation of Equipment	4	4
Impairment	2,691	0
Total	4,030	1,453

Council Dwellings / Other are included in note 16 to the main accounts, Property, Plant and Equipment.

H10 Pension Reserve

Staff that are employed within the HRA are included in the Vale of Glamorgan Council's share of the Cardiff and Vale of Glamorgan Pension Fund and therefore a proportion of the actuarial adjustments are included in the HRA accounts.

The impact of the principal assumptions used by the independent qualified actuaries in updating the latest valuations of the Fund for IAS 19 are shown below.

	2020/21	2021/22
	£'000	£'000
IAS 19 Adjustment	204	415
Interest on net defined benefit liability/ (asset)	119	139
Contribution from Pension Reserve	323	554

H11 Major Repairs Allowance

The Major Repairs Allowance is a grant provided by the Welsh Government and is used to fund capital expenditure in the Housing Revenue Account.

	2020/21	2021/22
	£'000	£'000
Opening Balance brought forward	0	0
Grant Received in Year	2,764	2,770
Grant Utilised in Year	(2,764)	(2,770)
Closing Balance Carried Forward	0	0

Trust Funds

Welsh Church Acts

The Council is sole trustee of this Fund which was set up on the disestablishment of The Church in Wales. Funds generated from investments and property rents are disbursed in the form of grants to deserving causes on the basis of applications considered by the Welsh Church Act Estate Committee.

	Balance at 31 March 2021	Acquisitions / Disposals	Revaluation	Surplus/ (Deficit)	Balance at 31 March 2022
	£'000	£'000	£'000	£'000	£'000
Accumulated Fund	5,229	0	21	(5)	5,245

The non-current assets of the fund are included at their 31 March 2022 value. The external investments held by the fund are included at their fair value at 31 March 2022.

The Welsh Church Acts fund although not audited as part of the Council audit, will be subject to independent examination by Audit Wales.

Group Accounts Vale of Glamorgan Council and Big Fresh Catering Company

Introduction

The 2020/21 Local Authority Accounting Code requires the consolidation of material interests on subsidiaries into group accounts in addition to the preparation of single entity accounts.

The Big Fresh Catering Company (BFCC) is a Local Authority Owned Trading Company that was established on 1st January 2020, the principle purpose of the organization is the provision of school meals and other catering services. The Council is the sole shareholder and its shares in the company are valued at £1. The accounts for the Big Fresh Catering Company have been prepared for the period between 1st January 2020 and 31st March 2021 for 2020/21 and 1st April 2021 and 31st March 2022 for 2021/22. At the date of authorising these draft accounts, the audit of the BFCC accounts has been undertaken and is substantially complete but not finalised therefore the accounts remain in draft status.

During the period a board of directors has been established made up of a number of Council Officers and Members. Due to the accounting requirements for Local Government Pension Schemes the organisation is showing a deficit on the accounts for the period. In practice this deficit is underwritten by the Council and steps to set a contribution rate that recover this deficit will be taken as part of next triennial actuarial valuation of the Pension Fund.

Basis of Consolidation

The group accounts have been prepared on the basis of a full consolidation of the financial transactions and balances of the Council and Big Fresh Catering Company Inter-group transactions and balances between the Council and its subsidiary have been eliminated in full.

The BFCC Accounts that have been consolidated into the Group Accounts reflect the 12 months of operation for the Trading Company.

Accounting Policies

The accounts have been prepared in accordance with the accounting policies used in the preparation of the single entity accounts, the exceptions to this approach are detailed below.

Value Added Tax

VAT paid by BFCC is accounted for in the Group Comprehensive Income and Expenditure Statement to the extent that it is irrecoverable from HM Revenue and Customs.

Group Accounts Comprehensive Income and Expenditure Statement

2020/21			Expenditure on Services	2021/22		
Gross Expt.	Income	Net Expt.		Gross Expt.	Income	Net Expt.
£'000	£'000	£'000		£'000	£'000	£'000
143,857	37,180	106,677	Learning and Skills	163,439	46,604	116,835
96,591	28,772	67,819	Social Services	101,315	31,459	69,856
54,699	19,137	35,562	Visible and Housing Services	60,464	25,327	35,137
12,588	21,472	(8,884)	Housing Revenue Account (HRA)	5,580	21,951	(16,371)
65,844	43,338	22,506	Managing Director and Resources	67,587	40,963	26,624
3,996	2,342	1,654	Big Fresh Catering Company (BFCC)	4,170	478	3,692
377,575	152,241	225,334	Cost of Services	402,555	166,782	235,773
			Other operating expenditure			
3,061	0	3,061	Town and Community Council Precepts	3,174	0	3,174
16,583	0	16,583	South Wales Police Authority	17,669	0	17,669
6,381	0	6,381	South Wales Fire Authority	6,743	0	6,743
94	0	94	Other Levies and Contributions	106	0	106
154	0	154	(Gains)/losses on the disposal of non-current assets	10,078	0	10,078
			Financing and investment income and expenditure			
7,117	0	7,117	Interest payable and similar charges	6,916	0	6,916
5,856	0	5,856	Net interest on defined benefit liability	6,891	0	6,891
640	0	640	Revaluation of Investment Properties	7	0	7
0	498	(498)	Interest receivable and other income	0	344	(344)
			Taxation and non-specific grant income			
0	89,318	(89,318)	Council Tax income (Note 13)	0	95,022	(95,022)
0	41,095	(41,095)	Non domestic rates (Note 14)	0	43,918	(43,918)
0	119,926	(119,926)	Revenue Support grants	0	126,846	(126,846)
0	1,585	(1,585)	Council Tax grant	0	1,249	(1,249)
0	78	(78)	Deferred Tax	149	0	149
0	489	(489)	Corporation Tax (Note G16)	0	31	(31)
0	64,174	(64,174)	Capital grants and contributions	0	54,885	(54,885)
417,461	469,404	(51,943)	(Surplus) or Deficit on the Provision of Services	454,288	489,077	(34,789)
		(2,143)	(Surplus)/Deficit on revaluation of non current assets (Note 16)			(44,323)
		1,272	Impairment losses on non current assets charged to the Revaluation Reserve (Note 16)			0
		59,175	Remeasurements of the net defined benefit liability/(asset) (Note G14)			(81,297)
		58,304	Other Comprehensive Income and Expenditure			(125,620)

		6,361	Total Comprehensive Income and Expenditure			(160,409)
--	--	--------------	---	--	--	------------------

Group Accounts Movement in Reserves Statement 2020/21 and 2021/22

Movement in Reserves Statement	Council Fund & Earmarked Reserves	Housing Revenue Account	Capital Receipts Reserve	Capital Grants Unapplied Account	Total Usable Reserves	Unusable Reserves	Group Entity Unusable Reserves	Total Group Reserves
	£'000	£'000	£'000	£'000	£'000	£'000	£'000	£'000
Balance as at 31st March 2020	83,008	7,948	16,475	3,704	111,135	229,113	(2,056)	338,192
Total Comprehensive Income and Expenditure	41,439	9,642	0	0	51,081	(57,402)	(40)	(6,361)
Adjustments between accounting basis and funding basis under regulations (Note 10)	(32,202)	(5,590)	(3,083)	2,304	(38,571)	38,571	0	0
Increase/(Decrease) in 2020/21	9,237	4,052	(3,083)	2,304	12,510	(18,831)	(40)	(6,361)
Balance as at 31st March 2021	92,245	12,000	13,392	6,008	123,645	210,282	(2,096)	331,831
Total Comprehensive Income and Expenditure	14,287	20,728	0	0	35,015	124,509	885	160,409
Adjustments between accounting basis and funding basis under regulations (Note 10)	4,235	(15,289)	(1,548)	(1,457)	(14,059)	14,059	0	0
Increase/(Decrease) in 2021/22	18,522	5,439	(1,548)	(1,457)	20,956	138,568	885	160,409
Balance as at 31st March 2022	110,767	17,439	11,844	4,551	144,601	348,850	(1,211)	492,240

Group Accounts Balance Sheet

31 March 2021	Restated 31 March 2021		Notes	31 March 2022
£'000	£'000			£'000
737,281	741,531	Property, Plant and Equipment	G7	822,258
2,458	2,458	Joint Committee Investment Properties	34	2,454
170	170	Equity		170
212	212	Intangible Assets		352
2	2	Long Term Investments	20	2
0	0	Deferred Tax Asset		685
2,187	2,187	Long Term Debtors	20	2,880
742,310	746,560	Long Term Assets		828,801
69,158	69,158	Short Term Investment	20	82,462
0	0	Assets Held for Sale	18	0
1,371	1,371	Inventories	15	1,238
122	122	Deferred Tax Asset		113
51,594	51,594	Short Term Debtors	G9	76,758
27,726	27,726	Cash and Cash Equivalents	G10	21,904
149,971	149,971	Current Assets		182,475
9,679	9,679	Short Term Borrowing	20	9,163
39,927	39,927	Short Term Creditors	G11	50,301
1,726	1,726	Provisions (Short Term)	24	1,611
444	444	Donated Inventory Account		596
15,600	15,600	Grants Receipts in Advance – Capital	32	13,410
67,376	67,376	Current Liabilities		75,081
329	329	Provisions (Long Term)	24	501
144,324	144,324	Long Term Borrowing	20	145,492
9,638	9,638	Other Long Term Liabilities	25	8,720
335,522	335,522	Other Long Term Liabilities (Pensions)	G14	279,354
7,511	7,511	Grants Receipts in Advance - Capital (Long Term)	32	9,888
497,324	497,324	Long Term Liabilities		443,955
327,581	331,831	Net Assets		492,240
123,645	123,645	Usable Reserves	26	144,601
203,936	208,186	Unusable Reserves	G13	347,639
327,581	331,831	Total Reserves		492,240

Group Accounts Cash flow Statement

31 March 2021		Notes	31 March 2022
£'000			£'000
51,943	Net surplus or (deficit) on the provision of services		34,789
29,110	Adjustments to net surplus or deficit on the provision of services for non-cash movements	G15	47,010
	Adjustments for items that are investing and financing activities		
(124)	Proceeds from the sale of property, plant and equipment and intangible assets.		(1,098)
(43,630)	Any items which the cash effects are investing or financing cashflows		(56,342)
(43,754)	Adjustments for items included in the net surplus or deficit on the provision of services that are investing and financing activities		(57,440)
(37,299)	Net cash flows from Operating Activities		24,359
	Investing Activities		
(70,902)	Purchase of property, plant and equipment and intangible assets.		(59,210)
124	Proceeds from the sale of property, plant and equipment and intangible assets.		248
0	Purchase of short term/long term investments		(13,477)
(8,632)	Other payments for investing activities		(3,133)
59	Proceeds from short term/long term investments		(0)
55,241	Other Receipts from Investing Activities		43,363
(24,110)	Net Cashflow from Investing Activities		(32,209)
	Financing Activities		
(478)	Repayments of Short and Long Term Borrowing		611
1,814	Other Payments for Financing Activities		1,417
1,336	Net cash flows from Financing Activities		2,028
14,525	Net increase or decrease in cash and cash equivalents		(5,822)
13,201	Cash and cash equivalents at the beginning of the reporting period		27,726
27,726	Cash and cash equivalents at the end of the reporting period		21,904

Group Accounts Notes to the Financial Statements

The following notes to the Financial Statements have been adjusted to include details relating to the Vale of Glamorgan Council and The Big Fresh Catering Company (BFCC) as a group.

G1. Employee Emoluments Remuneration over £60k

Remuneration Band	2021/22 Number of Teaching Employees	2021/22 Number of Non Teaching Employees	2021/22 Number of BFCC Employees	2021/22 Total Number of Employees
£60,000-£64,999	27	8	0	35
£65,000-£69,999	16	2	1	19
£70,000-£74,999	12	1	0	13
£75,000-£79,999	10	1	0	11
£80,000-£84,999	2	7	0	9
£85,000-£89,999	4	1	0	5
£90,000-£94,999	0	3	0	3
£95,000-£99,999	1	0	0	1
£100,000-£104,999	0	0	0	0
£105,000-£109,999	0	3	0	3
£110,000-£114,999	0	0	0	0
£115,000-£119,999	1	0	0	1
£120,000-£124,999	1	0	0	1
£125,000-£129,999	1	0	0	1
£130,000-£134,999	0	0	0	0
£135,000-£139,999	0	0	0	0
£140,000-£144,999	1	1	0	2
Total	76	27	1	104

The Directors of BFCC during the accounting period are set out below. With the exception of the Managing Director post Directors did not receive any additional remuneration in excess of the amount disclosed in the Single Entity Accounts for their roles in the BFCC. The Managing Director of BFCC is a remunerated post and is included in the table above.

Director	Date Appointed
Head of Digital, Strategy, Community Learning and Resources	11/09/2019
Cllr John Thomas	01/12/2020
Head of Dinas Powys Primary School	01/12/2020
Head of School Pencoedtre High School	01/12/2020
Managing Director BFCC	01/01/2020

G2. Exit Payments

There are no Exit Payments in the Group other than those set out in Note 31 of the Single Entity accounts.

G3. Members Allowances

The Members allowances for 2021/22 are as shown in Note 0 of the Single Entity Accounts.

G4. Related Parties

The Related Party transactions are included in Note 36 of the Single Entity Accounts.

G5. External Audit Costs

	Restated 2020/21	2021/22
	£'000	£'000
Fees payable to Audit Wales with regard to external audit services carried out by the appointed auditor.	167	171
Fees payable to Audit Wales in respect of performance work	97	101
Fees payable to Audit Wales for the certification of grant claims and returns	40	45
Fees payable in respect of other services provided by Audit Wales.	0	0
Fees payable in respect of External Audit of BFCC by Advantage Accountancy and Advisory Limited	7	10
Total	311	327

G6. Leases

There are no leases in the Group other than those shown in Notes 37 and 38 of the single entity accounts. The Catering Equipment leased to the BFCC by the Vale of Glamorgan in 2020/21 and 2021/22 has been excluded from the Group Accounts as an Intra-company transaction Note 37 is restated below to reflect this adjustment.

	2020/21 Land and Buildings	2020/21 Other Leases	2021/22 Land and Buildings	2021/22 Other Leases
	£'000	£'000	£'000	£'000
Within 1 year	409	0	437	0
Between 1 and 5 years	1,127	0	1,244	0
After 5 years	8,725	0	8,659	0
Total	10,261	0	10,340	0

G7. Property Plant and Equipment

In addition to the Property Plant and Equipment shown in Note 16 of the single entity accounts. The BFCC holds £17k of Equipment as a Tangible Asset.

Summary of Property Plant and Equipment Group Accounts	Council Dwellings	Land & Buildings	Vehicle Plant & Equipment	Community Asset	Assets under Construction	Surplus Assets	Total
	£'000	£'000	£'000	£'000	£'000	£'000	£'000
Cost or Valuation as at 31 March 2021 Single Entity	187,991	469,957	32,157	3,868	13,475	3,236	710,684
BFCC Cost or Valuation	0	0	21	0	0	0	21
Cost or Valuation as at 31 March 2021 Group Accounts	187,991	469,957	32,178	3,868	13,475	3,236	710,705
Accumulated Depreciation and Impairment as at 31 March 2021 Single Entity	(6)	(212)	(16,031)	0	0	(36)	(16,285)
BFCC Accumulated Depreciation	0	0	(4)	0	0	0	(4)
Accumulated Depreciation and Impairment as at 31 March 2021 Group	(6)	(212)	(16,035)	0	0	(36)	(16,289)
Net Book Value 2020/21							
	Council Dwellings	Land & Buildings	Vehicle Plant & Equipment	Community Asset	Assets under Construction	Surplus Assets	Total
At 31 March 2022	187,985	469,745	16,143	3,868	13,475	3,200	694,416

Reconciliation to Balance Sheet	2021/22
	£'000
Infrastructure Assets	127,842
Other Property, Plant and Equipment	694,416
Total Property Plant and Equipment Assets	822,258

G8. Financial Instruments

The BFCC only invests in basic financial instruments transactions that result in the recognition of financial assets and liabilities like trade and other accounts receivable and payables.

G9. Debtors

	31 March 2021	31 March 2022
	£'000	£'000
Central government bodies	31,862	50,079
Other local authorities	9,421	9,613
NHS bodies	1,411	2,811
Public corporations and trading funds	9	17
Trade debtors	534	742

Prepayments	1,670	1,098
Other entities and individuals	13,289	20,088
Gross Total	58,196	84,448
Less: Provision for Bad Debts	(6,753)	(7,691)
Total	51,443	76,757

G10. Cash and Cash Equivalents

	31/03/2021	31/03/2022
	£'000	£'000
Cash held by the Authority and at Bank	(162)	3,777
Joint Committee Cash	4,372	5,783
Short-term Investment	23,411	11,420
BFCC Cash	105	924
Total Cash and Cash Equivalents	27,726	21,904

G11. Creditors

	31/3/2021	31 March 2022
	£'000	£'000
Central government bodies	4,756	11,484
Other local authorities	8,585	13,052
NHS bodies	200	285
Public corporations and trading funds	19	138
Trade creditors	10,886	12,177
Receipts in advance	3,725	3,210
Accumulated absences	3,579	3,653
Other entities and individuals	8,386	6,302
Total	40,136	50,301

G12. Provisions

	Total Single Entity £'000	BFCC	Total Group Provisions
Balance at 1 April 2021	2,053	2	2,055
Additional provisions made	74	2	76
Amounts used / Transfer out	(19)	0	(19)
Balance at 1 April 2022	2,108	4	2,112
Short Term Provisions	1,611	0	1,611

Long Term Provisions	497	4	501
----------------------	-----	---	-----

G13. Unusable Reserves

Restated 31/03/21		31/03/22
£'000		£'000
72,916	Revaluation Reserve	116,370
473,360	Capital Adjustment Account	511,993
(109)	Financial Instruments Adjustment Account	(107)
11	Deferred Capital Receipts Reserve	861
(332,244)	Pensions Reserve	(276,615)
(3,652)	Accumulated Absences Account	(3,653)
(2,096)	Group Entity BFCC Reserves	(1,211)
208,186	Total Unusable Reserves	347,638

G14. Pension Assets and Liabilities

A summary of the various Joint Committees and Pension Fund Elements that make up the Pension Funding Liability included in the Group Accounts Balance Sheet is set out below.

Pension Liability	31 March 2021	31 March 2022
	£'000	£'000
Vale of Glamorgan Council Pension (Liability) Funded and Unfunded	(321,521)	(268,100)
Vale, Valleys and Cardiff Regional Adoption Service Joint Committee Pension (Liability)	(606)	(532)
Shared Regulatory Service Joint Committee Pension (Liability)	(5,700)	(4,948)
Central South Consortium Joint Committee Pension Asset/(Liability)*	(107)	125
Foundation School Pension (Liability)	(4,310)	(3,160)
BFCC Pension Liability**	(3,278)	(2,739)
Total Pension Liability	(335,522)	(279,354)

*The administering body for the Central South Consortium Joint Committee Pension Fund is Rhondda Cynon Taf County Council.

The Employer's regular contributions to the Fund for the accounting period ending 31 March 2023 are set out in the table below. Additional contributions may also become due in respect of

any employer discretions to enhance members' benefits in the Fund over the next accounting period.

	Year ended 31 st March 2023 (£M)
Single Entity Accounts	15.08
BFCC	0.34
Total	15.42

There are no Unfunded Pensions in the Group Accounts other than those included in Note 39 of the Single Entity Accounts.

The assumptions for the Group Accounts are in line with those recorded in the Single Entity Accounts except where stated below.

As at 31/03/21	Vale of Glamorgan Single Entity Accounts	Big Fresh Catering Company	Total
	£M's	£M's	£M's
Fair Value of Assets	482.792	4.46	487.252
Present Value of Defined Benefit Obligation	(815.036)	(7.738)	(822.774)
Funded/Unfunded status*	(332.244)	(3.278)	(335.522)
Impact of minimum funding requirement / asset ceiling	0	0	0
Asset / (Liability) recognised on the Balance Sheet	(332.244)	(3.278)	(335.522)

As at 31/03/22	Vale of Glamorgan Single Entity Accounts	Big Fresh Catering Company	Total
	£M's	£M's	£M's
Fair Value of Assets	518.291	5.373	523.664
Present Value of Defined Benefit Obligation	(794.895)	(8.112)	(803.007)
Funded/Unfunded status*	(276.605)	(2.739)	(279.344)
Impact of minimum funding requirement / asset ceiling	0	0	0

Asset / (Liability) recognised on the Balance Sheet	(276.605)	(2.739)	(279.344)
--	------------------	----------------	------------------

Active Members	Vale Funded	Vale Unfunded	Foundation School	SRS	RAS	BFCC
	%	%	%	%	%	%
Active Members	41%	0	65%	78%	61%	100%
Deferred Pensioners	18%	0	10%	11%	15%	0%
Pensioners	41%	100%	25%	11%	24%	0%

We do not have the split of membership for the CSC Joint Committee Pension

The duration of liabilities for the scheme members is set out below.

Duration of liabilities	Vale of Glamorgan*	Foundation School	CSC	SRS	RAS	BFCC
Liability in years	20.2	22.6	n/a	27.3	27.8	19.1

Breakdown of Amounts recognised in Surplus or Deficit on the Provision of Services and Other Comprehensive Income.

For Year Ending 31/03/21	£M's	£M's	£M's
Comprehensive Income and Expenditure	Single Entity Accounts	BFCC	Total Group Pensions
Cost of Services			
Service Cost Comprising			
Current Service Cost*	23.482	0.579	24.061
Past Service Cost (including curtailments)	0.070	0.00	0.070
(Gain)/Loss on Settlements	0.00	0.00	0.00
Financing and Investment Income			
Net Interest Expense	5.814	0.044	5.858
Total post-employment benefits charged to the surplus or deficit on the provision of services	29.366	0.623	29.989
Remeasurements in Other Comprehensive Income and Expenditure			
Return on plan assets (in excess of) /below that recognised in net interest	(69.357)	(0.608)	(69.965)
Actuarial (gains)/ losses due to change in financial assumptions	134.212	1.550	135.762
Actuarial (gains)/ losses due to changes in demographic assumptions	0.848	0.00	0.848
Actuarial (gains) / losses due to liability experience	(7.426)	(0.040)	(7.466)
Total post-employment benefits charged to the comprehensive income and expenditure statement	58.277	0.902	59.179
Total Amount Recognised	87.643	1.525	89.168
Reversal of net charges made to the surplus or deficit on the provision of services for post-employment benefits in accordance with the Code	(29.366)	(0.623)	29.989
Actual amount charged against General Fund and HRA balances for Pensions in year			
Employers' contributions payable to scheme	13.908	0.303	14.211
Retirement benefits payable to pensioners	1.210	0	1.210
Administration Allowance *The current service cost included an allowance for the administration expenses	0.36	0.008	0.368

For Year Ending 31/03/22	£M's	£M's	£M's
Comprehensive Income and Expenditure	Single Entity Accounts	BFCC	Total Group Pensions
Cost of Services			
Service Cost Comprising			
Current Service Cost*	33.363	0.834	34.197
Past Service Cost (including curtailments)	0.23	0	0.23
(Gain)/Loss on Settlements	0	0	0
Financing and Investment Income			
Net Interest Expense	6.826	0.066	6.892
Total post-employment benefits charged to the surplus or deficit on the provision of services	40.418	0.9	41.318
Remeasurements in Other Comprehensive Income and Expenditure			
Return on plan assets (in excess of) /below that recognised in net interest	(22.664)	(0.398)	(23.062)
Actuarial (gains)/ losses due to change in financial assumptions	(51.971)	0.647	(51.324)
Actuarial (gains)/ losses due to changes in demographic assumptions	(8.102)	(0.082)	(8.184)
Actuarial (gains) / losses due to liability experience	2.37	0.015	2.385
Total post-employment benefits charged to the comprehensive income and expenditure statement	(80.338)	(1.11)	(81.448)
Total Amount Recognised	(39.92)	(0.212)	(40.132)
Reversal of net charges made to the surplus or deficit on the provision of services for post-employment benefits in accordance with the Code	(40.417)	-0.9	(41.317)
Actual amount charged against General Fund and HRA balances for Pensions in year			
Employers' contributions payable to scheme	14.733	0.327	15.006
Retirement benefits payable to pensioners	1.130	0	1.130
Administration Allowance *The current service cost included an allowance for the administration expenses	0.36	0.009	0.369

Changes to the Present Value of Defined Benefit Obligation during the Period

Year Ended 31/03/21	Single Entity Accounts	BFCC	Total Group Pension
	£M's	£M's	£M's
Opening Defined Benefit Obligation	662.694	5.442	668.136
Current Service Cost	23.482	0.579	24.061
Interest Expense on defined benefit obligation	15.093	0.126	15.219
Contributions by Participants	4.121	0.092	4.213
Actuarial (gains)/ losses on liabilities financial assumptions	134.212	1.55	135.762
Actuarial (gains)/ losses on liabilities demographic assumptions	0.848	0	0.848
Actuarial (gains)/ losses on liabilities experience	(7.426)	(0.04)	(7.466)
Net Benefits Paid Out	(18.058)	(0.011)	(18.069)
Past Service Cost (including curtailments)	0.070	0	0.070
Net increase in liabilities from disposals/ acquisitions	0.00	0	0.00
Settlements	0.00	0	0.00
Closing Defined Benefit Obligation	815.036	7.738	822.774

Year Ended 31/03/22	Single Entity Accounts	BFCC	Total Group Pension
	£M's	£M's	£M's
Opening Defined Benefit Obligation	815.498	7.738	823.236
Current Service Cost	33.363	0.834	34.197
Interest Expense on defined benefit obligation	16.995	0.164	17.159
Contributions by Participants	4.329	0.101	4.43
Actuarial (gains)/ losses on liabilities financial assumptions	(51.971)	(0.647)	(52.618)
Actuarial (gains)/ losses on liabilities demographic assumptions	(8.103)	(0.082)	(8.185)
Actuarial (gains)/ losses on liabilities experience	2.4	0.015	2.415

Net Benefits Paid Out	(17.828)	(0.011)	(17.839)
Past Service Cost (including curtailments)	0.23	0	0.23
Net increase in liabilities from disposals/ acquisitions	0	0	0
Settlements	0	0	0
Closing Defined Benefit Obligation	794.913	8.112	803.025

Changes to the Fair Value of Assets during the Accounting Period

Year ended 31/03/21	Single Entity Accounts	BFCC	Total
	£M's	£M's	£M's
Opening Fair Value of Assets	402.976	3.386	406.362
Interest Income on Assets	9.279	0.082	9.361
Remeasurement gains/ (losses) on Assets	69.357	0.608	69.965
Contributions by the Employer	15.118	0.303	15.421
Contributions by Participants	4.121	0.092	4.213
Net Benefits Paid Out	(18.058)	(0.011)	(18.069)
Net increase in assets from disposals/ acquisitions	0.00	0.00	0.00
Settlements	0.00	0.00	0.00
Closing Fair Value of Assets	482.793	4.460	487.253

Year ended 31/03/22	Single Entity Accounts	BFCC	Total
	£M's	£M's	£M's
Opening Fair Value of Assets	483.112	4.46	487.572
Interest Income on Assets	10.17	0.098	10.268
Remeasurement gains/ (losses) on Assets	22.664	0.398	23.062
Contributions by the Employer	15.863	0.327	16.19
Contributions by Participants	4.312	0.101	4.413
Net Benefits Paid Out	(17.828)	(0.011)	(17.839)
Net increase in assets from disposals/ acquisitions	0	0	0
Settlements	0	0	0
Closing Fair Value of Assets	518.293	5.373	523.666

Actual Return on Assets

Year ended 31/03/21	Single Entity Accounts	BFCC	Total
	£M's	£M's	£M's
Interest Income on Assets	9.279	0.082	9.361
Remeasurement gains/ (losses) on Assets	69.357	0.608	69.965
Actual Return on Assets	78.636	0.690	79.326

Year ended 31/03/22	Single Entity Accounts	BFCC	Total
	£M's	£M's	£M's
Interest Income on Assets	10.170	0.098	10.268
Remeasurement gains/ (losses) on Assets	22.664	0.398	23.062
Actual Return on Assets	32.834	0.496	33.330

G15. Cash Flow Statement - Operating Activities

The cash flows for operating activities include the following items:

2020/21		2021/22
£'000		£'000
527	Interest Received	319
(7,170)	Interest Paid	(6,875)

The surplus or deficit on the provision of services has been adjusted for the following non-cash movements:

2020/21		2021/22
£'000		£'000
18,138	Depreciation and Impairment and Downward Valuations	11,481
63	Amortisation	78
0	Soft Loans (non-subsidiary)	0
0	Deferred revenue/deferred payment agreements (IFRS 15)	850
11,066	Increase / (Decrease) in creditors	13,555
(14,352)	(Increase) / Decrease in debtors	(15,544)
(486)	(Increase) / Decrease in inventories	285
14,571	Movement in pension liability	25,129

(169)	Other non-cash items charged to the net surplus or deficit on the provision of services	0
279	Carrying amount of non-current assets and non current assets held for sale, sold or de-recognised	11,176
29,110	Adjustments to net surplus or deficit on the provision of services for non-cash movements.	47,010

G16. Taxation

Big Fresh Catering Company	31/3/2021	31/3/2022
	£'000	£'000
Corporation Tax	0	137
Current Tax on Profits for the year	130	(1)
Total Current Tax	130	136
Deferred Tax	(82)	(167)
Changes to Tax Rates	0	0
Adjustments in Respect of Prior Year	0	0
Total Deferred Tax	(82)	(167)
Taxation on Ordinary Activities	48	(31)

Deferred Taxation 2021/22	Asset	Liability
	£'000	£'000
Deferred Tax Asset on Pension Deficit	685	
Accelerated Capital Allowances		4
Total Deferred Taxation	685	4

The single entity accounts also include £41k of corporation tax relating to the consolidation of the City Deal Accounts.

Glossary

Accounting Period

The period of time covered by the accounts, typically a period of twelve months commencing on 1 April. The end of the accounting period is the balance sheet date.

Accounting Policies

The specific principles, bases, conventions, rules & practices applied by the Council in preparing & presenting its financial statements.

Accruals

Amounts included in the final accounts to recognise revenue and capital income and expenditure earned or incurred in the financial year, but for which actual payment had not been received or made as at 31 March.

Actuarial Gains and Losses

For a defined benefit pension scheme, the changes in actuarial surpluses or deficits that arise because the events have not coincided with the actuarial assumptions made for the last valuation (experience gains and losses); or the actuarial assumptions have varied.

Amortisation

The gradual elimination of a liability, such as a loan, in regular payments over a specified period of time. Such payments must be sufficient to cover both principal & interest.

Asset

An item having value to the authority in monetary terms. Assets are classed as either current or non current:

- A **current** asset will be consumed or cease to have material value within the next financial year (e.g. cash and stock);
- A **non current** asset provides benefits to the Authority and to the services it provides for a period of more than one year and may be tangible e.g. a school building, or intangible, e.g. computer software licences.

Assets Under Construction

The cost of work performed on an incomplete project at the balance sheet date, which should be accounted for.

Balance Sheet

A statement of the recorded assets, liabilities and reserves at the end of the accounting period.

Beacon Valuation

This approach is designed to value large groups of properties which are of similar design, age or construction. In essence, this approach comprises three stages:

- a) Dividing the stock into Asset Groups (large groupings of properties such as a housing estate or groups of estates);
- b) Sub-dividing these Asset Groups into Archetype Groups (dwellings within the Asset Groups which have similar characteristics and;
- c) Selecting a Beacon Property – an actual property which is representative of its Archetype group.

Capital Financing

Funds obtained to pay for capital expenditure. There are various methods of financing capital expenditure including borrowing, leasing, direct revenue financing, usable capital receipts, capital grants, capital contributions, revenue reserves and earmarked reserves.

Capital Receipt

The income from the disposal of land or other non current assets.

Cash Equivalents

Short-term, highly liquid investments that are readily convertible to known amounts of cash & which are subject to an insignificant risk of changes in value.

Community Assets

Assets that the Council plans to hold in perpetuity, that have no determinable useful life, and that may have restrictions on their disposal. Examples of community assets are parks and historical buildings.

Comprehensive Income and Expenditure Account

The revenue account of the Council that reports the net cost for the year of the functions for which it is responsible, and demonstrates how that cost has been financed from precepts, grants and other income.

Contingent Asset

A contingent asset is a likely asset arising from past events whose existence will be confirmed only by the occurrence of one or more uncertain future events not wholly within the Authority's control.

Contingent Liability

A contingent liability is either a potential obligation arising from past events whose existence will be confirmed only by the occurrence of one or more uncertain future events not wholly within the Authority's control; or a present obligation arising from past events where it is not probable that a transfer of economic benefits will be required, or the amount of the obligation cannot be measured with sufficient reliability.

Creditor

Amount owed by the Council for works done, goods received or services rendered within the accounting period, but for which payment has not been made by the end of that accounting period.

Current Service Cost (Pensions)

The increase in the present value of a defined benefit pension scheme's liabilities, expected to arise from employee service in the current period.

Debtor

Amount owed to the Council for works done, goods received or services rendered within the accounting period, but for which payment has not been received by the end of that accounting period.

Defined Benefit Pension Scheme

Pension schemes in which the benefits received by the participants are independent of the contributions paid and are not directly related to the investments of the scheme.

Depreciated Replacement Cost (DRC)

A method of valuation which gives a recognised approximation for the market value of specialised properties. It is an estimate of the market value for the existing use of the land, plus the current gross replacement costs for the building less an allowance for physical deterioration of the asset to its current equivalent physical state.

Depreciation

The measure of the cost of the wearing out, consumption or other reduction in the useful economic life of the Authority's non current assets during the accounting period, whether from use, the passage of time, or obsolescence through technological or other changes.

Discretionary Benefits (Pensions)

Retirement benefits which the employer has no legal, contractual or constructive obligation to award and are awarded under the Authority's discretionary powers such as The Local Government Pension Scheme (Benefits, Membership & Contributions) Regulations 2007.

Effective Interest Rate

This is the rate of interest needed to discount the estimated stream of principal and interest cash flows through the expected life of a financial instrument to equal the amount at initial recognition.

Employee Benefits

All forms of consideration given by the Council in exchange for service rendered by its employees.

Events After The Balance Sheet Date

Events after the balance sheet date are those events, favourable or unfavourable, that arise between the balance sheet date and the date when the Statement of Accounts is authorised for issue.

Exceptional Items

Material items which derive from affairs or transactions that fall within the ordinary activities of the Authority and which need to be disclosed separately by virtue of their size or incidence to give fair presentation of the accounts.

Existing Use Value (EUV)

The estimated amount for which a property should exchange on the date of valuation between a willing buyer and a willing seller in an arm's-length transaction, after proper marketing wherein the parties had acted knowledgeably, prudently and without compulsion. It assumes that the buyer is granted vacant possession of all parts of the property required by the business and disregarding potential alternative uses and any other characteristics of the property that would cause its market value to differ from that needed to replace the remaining service potential at least cost.

Expected Return on Pension Assets

For a funded defined benefit scheme, this is the average rate of return, including both income and changes in fair value but net of scheme expenses, which is expected over the remaining life of the related obligation on the actual assets held by the scheme.

Extraordinary Items

Material items, having a high degree of abnormality, which derive from events or transactions that fall outside the ordinary activities of the authority and which are not expected to recur. They do not include exceptional items, nor do they include prior period items merely because they relate to a prior period.

Fair Value

The fair value of an asset is the amount for which an asset could be exchanged, or a liability settled, between knowledgeable, willing parties in an arm's-length transaction.

Financial Instrument

Any contract that gives rise to a financial asset of one entity and a financial liability or equity instrument of another. The term covers both financial assets and financial liabilities, from straightforward trade receivables (invoices owing) and trade payables (invoices owed) to complex derivatives and embedded derivatives.

Going Concern

The concept that the statement of accounts are prepared on the assumption that the Council will continue in operational existence for the foreseeable future.

Gross Carrying Amount (GCA)

This is the value of the land, building or other category of non current asset as per the latest valuation including any enhancements but before allowing for any depreciation or impairments.

Housing Revenue Account (HRA)

A separate account to the Council Fund that includes the expenditure and income arising from the provision of housing accommodation by the Authority.

Impairment

A reduction in the value of a non current asset to below its carrying amount on the balance sheet. Impairment may be caused by a consumption of economic benefit (economic benefit impairment) or a general fall in prices.

Infrastructure Assets

Non current assets belonging to the Authority that cannot be transferred or sold, on which expenditure is only recoverable by continued use of the asset created. Examples are highways, footpaths and bridges.

Intangible Assets

An intangible asset is an identifiable non-monetary asset without physical substance. Intangible assets most frequently found in local authorities are computer software.

Inventories

Items of raw materials and stores an authority has procured and holds in expectation of future use.

Liability

A liability is where the Council owes payment to an individual or another organisation.

- A **current** liability is an amount which will become payable or could be called in within the next accounting period, e.g. creditors or cash overdrawn.
- A **deferred** liability is an amount which by arrangement is payable beyond the next year at some point in the future or to be paid off by an annual sum over a period of time.

Materiality

The concept that the Statement of Accounts should contain all amounts which, if omitted, or misstated, could be expected to lead to a distortion of the financial statements and ultimately mislead a user of the accounts.

Minimum Revenue Provision (MRP)

The minimum amount, which must be charged to the revenue account each year in order to provide for the repayment of loans and other amounts borrowed by the Council.

National Non-Domestic Rates (NNDR)

The National Non-Domestic Rate is a levy on businesses, based on a national rate in the pound set by the government and multiplied by the assessed rateable value of the premises they occupy. It is collected by the Council on behalf of central government and then redistributed back to support the cost of services.

Net Book Value

The amount at which non current assets are included in the balance sheet, i.e. their historical costs or current value less the cumulative amounts provided for depreciation and impairment.

Operating Lease

A lease where the ownership of the non current asset remains with the lessor.

Past Service Cost (Pensions)

For a defined benefit pension scheme, the increase in the present value of the scheme liabilities related to employee service in prior periods arising in the current period as a result of the introduction of, or improvement to, retirement benefits.

Pension Scheme Liabilities

The liabilities of a defined benefit scheme for outgoings due after the valuation date. Scheme liabilities measured using the projected unit method reflect the benefits that the employer is committed to provide for service up to the valuation date.

Precept

The levy made by precepting authorities on billing authorities, requiring the latter to collect income from council taxpayers on their behalf.

Prior Year Adjustment

Material adjustments relating to prior years arising from changes in accounting policies or from the correction of fundamental errors. This does not include normal recurring corrections or adjustments of accounting estimates made in prior years.

Provision

An amount put aside in the accounts for future liabilities or losses which are certain or very likely to occur, but the amounts or dates of when they will arise are uncertain.

Public Works Loan Board (PWLB)

A Central Government Agency, which provides loans for one year and above to authorities at interest rates only slightly higher than those at which the government itself can borrow.

Related Parties

Parties are considered to be related if one party has the ability to control the other party or exercise significant influence over the other party in making financial or operating decisions.

Remeasurement of Pension Liability

Changes to the pension liability made to reflect the return on plan assets and because events have not coincided with assumptions made at the last actuarial valuation or because the actuaries have updated their assumptions

Reserves

The accumulation of surpluses, deficits and appropriations over past years. Reserves of a revenue nature are available and can be spent or earmarked at the discretion of the Council. Some capital reserves such as the Revaluation Reserve cannot be used to meet current expenditure.

Residual Value

The net realisable value of an asset at the end of its useful life.

Revenue Expenditure Funded From Capital Under Statute (REFCUS)

Expenditure which can be classified as capital for funding purposes when it does not result in the expenditure being carried on the Balance Sheet as a non-current asset. This is to enable it to be funded from capital resources. Examples of REFCUS are grants of a capital nature to voluntary organisations.

Revenue Support Grant –

A grant paid by Central Government to authorities, contributing towards the general cost of their services.

Soft Loan

A loan made interest free or at a rate less than the market rate, usually for policy reasons. Such loans are often made to individuals or organisations that the Council considers benefits the local population.

Trust Funds

Funds administered by the Authority for such purposes as prizes, charities, specific projects, and on behalf of minors.

Useful Economic Life (UEL)

The period over which the Council will derive benefits from the use of a non current asset.

THE VALE OF GLAMORGAN COUNCIL

ANNUAL GOVERNANCE STATEMENT



2021-2022

The Purpose of the Governance Framework

The Council is required to undertake an annual review of internal control and governance and this is achieved by producing the Annual Governance Statement (AGS) which must be included within the Statement of Accounts.

The Council's Governance Framework comprises all the systems and processes, culture and values, by which the Council directs and controls its activities, and how it leads, engages with and accounts to the community it serves

A significant part of that framework is the Council's system of internal control. This helps to manage and control the business risks that the Council encounters in delivering its operations. Not all risks can be eliminated



but they can be reduced and mitigated by implementing effective systems of control. This can only provide reasonable and not absolute assurance of the effectiveness of the environment. The Council's Governance Framework, including the Council's system of internal control, has been in place for the year ended 31st March 2022 and up to the date of the approval of the Statement of Accounts and is a continuous process.

The AGS describes the Council's corporate governance arrangements and provides an assessment of those arrangements and where appropriate identifies improvements that need to be made.

The Council's Code of Corporate Governance was reviewed in 2016/17, with the amendments made being based upon the "Delivering Good Governance in Local Government: Framework" (CIPFA/SOLACE, 2016).

The Framework positions the attainment of sustainable economic, social, and environmental outcomes as a key focus of good governance processes and structures.

The focus on sustainability and the links between governance and public financial management are crucial – local authorities must recognise the need to focus on the long term.

This Annual Governance Statement explains how the Council has complied with the terms of the CIPFA/SOLACE Framework (2016) for the year ended 31st March 2022.

As with all work undertaken by the Council, the Annual Governance Statement reflects the Council's responsibilities under the Well-being of Future Generations (Wales) Act 2015. The Council recognises the need to ensure that in line with the sustainable development principle we take account of how our decisions may impact on future generations.

The Council has embedded the five ways of working across its activities and in delivering our priorities we will maximise our contribution to the seven national Well-being Goals.



SCOPE OF RESPONSIBILITY

The Vale of Glamorgan Council is responsible for ensuring that its business is conducted in accordance with the law and proper standards, and that public money allocated to it is safeguarded, properly accounted for and used economically, efficiently and effectively.

The Vale of Glamorgan Council sees Corporate Governance as doing the right things, in the right way, for the right people in a timely, inclusive, open, honest and accountable manner. Strong, transparent and responsive governance enables the Vale of Glamorgan Council to put citizens first by pursuing its aims and

priorities effectively, and by underpinning them with appropriate mechanisms for managing performance and risk. In order to maintain citizens confidence, these mechanisms must be sound and be seen to be sound.

THE COUNCIL HAS APPROVED AND ADOPTED A CODE OF CORPORATE GOVERNANCE WHICH IS CONSISTENT WITH THE PRINCIPLES OF THE CIPFA AND SOLACE FRAMEWORK - DELIVERING GOOD GOVERNANCE IN LOCAL GOVERNMENT 2016

This statement explains how the Council has complied with the Code.

The Code of Corporate Governance sets out the principles of good governance and describes the arrangements in place to meet each of these principles.

A

Behaving with integrity, demonstrating strong commitment to ethical values, and respecting the rule of law.

B

Ensuring openness and comprehensive stakeholder engagement.

C

Defining outcomes in terms of sustainable economic, social and environmental benefits

D

Determining the interventions necessary to optimise the achievement of the intended outcomes.

E

Developing the entity's capacity, including the capability of its leadership and the individuals within it.

F

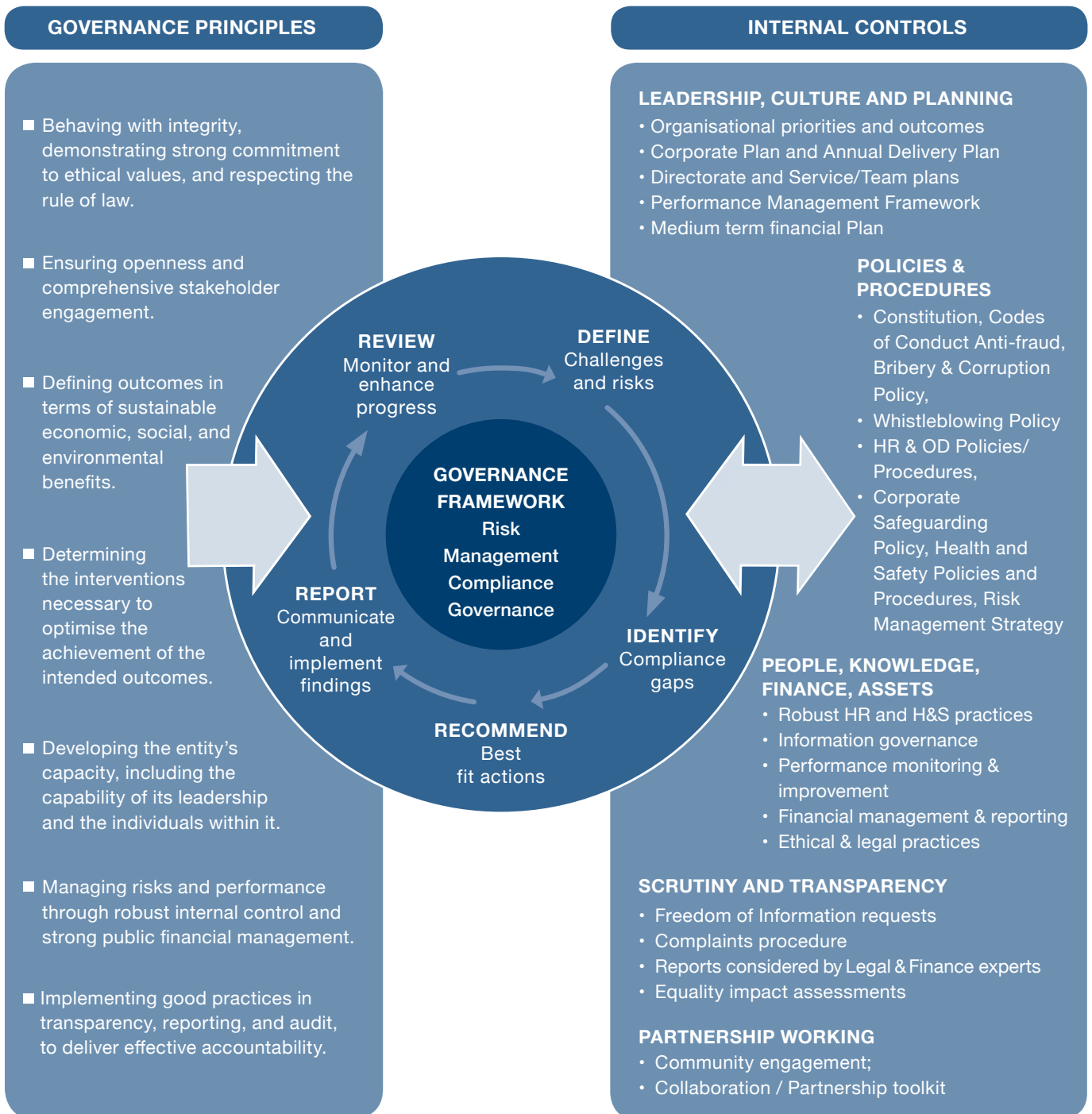
Managing risks and performance through robust internal control and strong public financial management.

G

Implementing good practices in transparency, reporting, and audit, to deliver effective accountability.



RELATIONSHIP BETWEEN GOVERNANCE PRINCIPLES, INTERNAL CONTROLS AND THE REVIEW OF EFFECTIVENESS





IMPACT OF COVID 19 PANDEMIC

THE WORLDWIDE COVID 19 PANDEMIC HAS, AND WILL CONTINUE TO HAVE, AN UNPRECEDENTED IMPACT UPON SOCIETY.

It has led to significant changes to the day-to-day management of the Council, and the nature and delivery of its operations.

The Council's response to the coronavirus pandemic was managed in line with the Council's emergency planning arrangements and followed three broad phases:

- i. Preparation**
- ii. Response**
- iii. Recovery**

During the 2021/22 financial year, the level of restrictions and associated changes to service delivery continued to be managed in line with the Council's emergency planning arrangements, focusing within the recovery and response phases. The frequency of the Gold team meetings flexed throughout the year commensurate with the level of risk to public health and impact on the organisation. The Council continued to contribute to regional and national partnership arrangements.

Recovery

A Recovery Strategy was developed to establish a council-wide approach to the recovery of the organisation. This was developed in line with the Council's Emergency Planning procedures in managing the recovery phase and was presented to Cabinet in September 2020.

Key principles followed in the development of the strategy included:

- i. Recognise this is not 'recovery' to a previous state for all services;

- ii. Acknowledge the recovery process will take significant time and be influenced by a number of significant issues, and will not necessarily be linear ('lockdowns' or other regulations may be introduced that impact upon different services in different ways and at different times and at short notice);
- iii. Identify this as an opportunity unlike any other to fundamentally think about the way in which the Council operates.

The organisation moved at a pace and scale to deliver change that has never been seen before. The learning from this is being harnessed and used to reshape the Council.

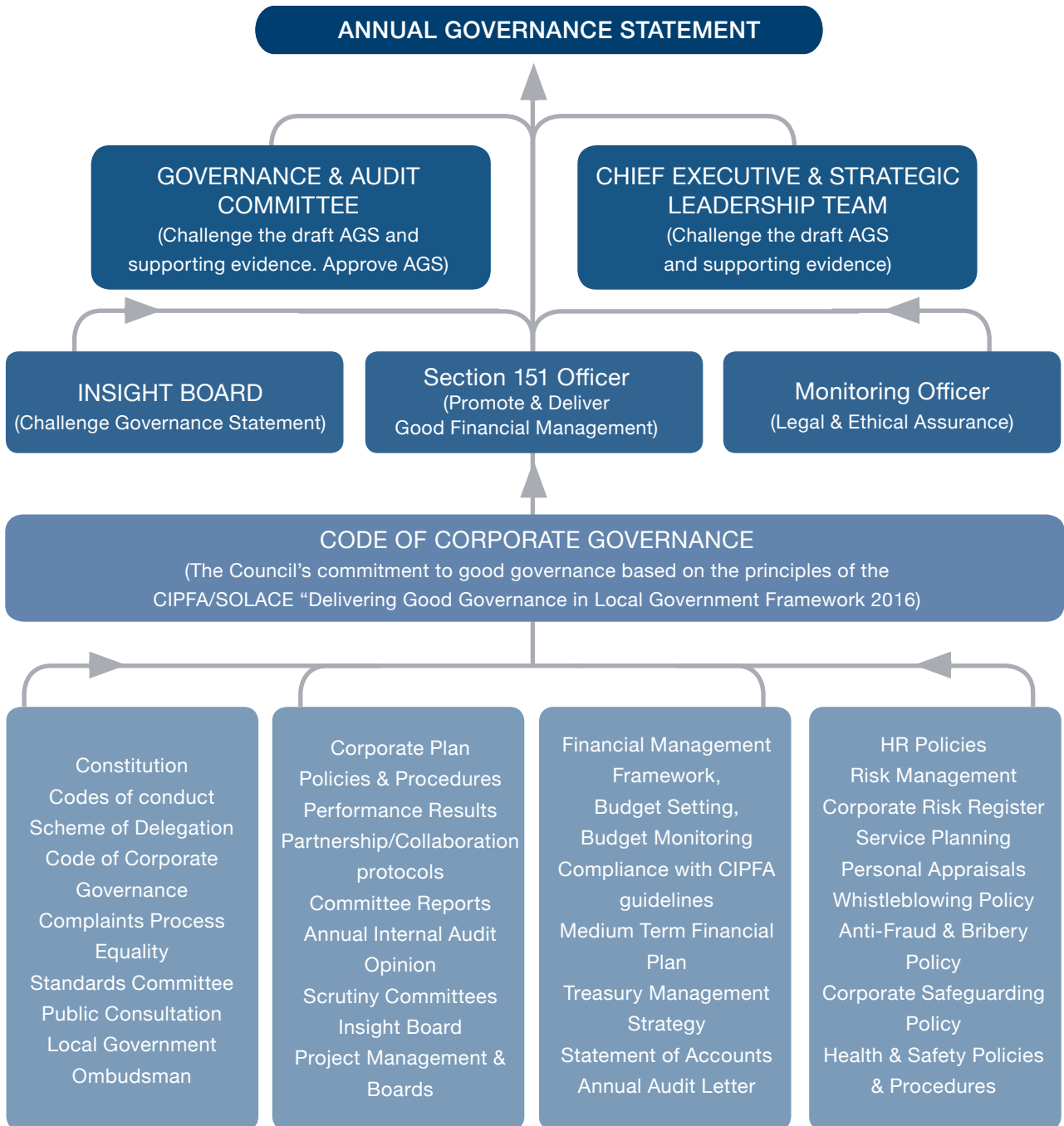
The Recovery Strategy facilitated the development of the Council's Annual Delivery Plan for 2021/22, which incorporates the strategic recovery principles and actions. However, as the full implications of the pandemic become clearer, the scope and priority of some of our activities in the Annual Delivery Plan may change in response to evolving circumstances. Service areas have used the Recovery Strategy as a catalyst to review the impact of Covid within their own service areas and identify key lessons learnt. Equally, service areas were able to draw on the Recovery Strategy to inform the development of their Service Plans for 2021/22.

To inform and accompany the Recovery Strategy, assessments of the economic impact and community

impact of coronavirus on the Vale of Glamorgan were produced. Synthesising data and analysis from a range of international, national, regional and local sources, these assessments have identified the priority areas for action and will be key elements of the Council's evidence base upon which to take decisions going forward.

The assessments identify that the longer-term consequences of the coronavirus pandemic are still not yet fully known. During the year, trends emerged around

increased costs of living with energy, fuel and food price growth driving inflation and changes to benefits arrangements increasing pressure on citizens and the organisation. These issues impact on the wellbeing of both of our citizens and staff. Council Tax collection rates have still not recovered from pre pandemic levels and are 1.1% lower in 2021/22 compared with 2019/20 which is approximately £1.1m.





PRINCIPLE A

BEHAVING WITH INTEGRITY, DEMONSTRATING STRONG COMMITMENT TO ETHICAL VALUES, AND RESPECTING THE RULE OF LAW

The behaviour of elected members and officers is governed by codes of conduct, which include a requirement for declarations of interest to be completed. The roles and responsibilities of elected members and officers and the processes to govern the conduct of the Council's business are defined in procedural standing orders, scheme of delegations, contract and financial procedure rules. Codes of Conduct are in place which define the high ethical values and standards of behaviour expected from Elected Members and officers to make sure that public business is conducted with fairness and integrity.

The Council's Code of Conduct for its Elected Members builds on the seven principles of public life and the Council has arrangements in place to receive investigation reports from the Ombudsman regarding allegations of breaches of proper standards of conduct which are outlined within the Council's Constitution, including the Council's Local Dispute Resolution Procedures and the Protocol of Standards which support the Code of Conduct for Elected Members.

The Council's Monitoring Officer is responsible for ensuring that agreed procedures are followed and that all applicable statutes and regulations are complied with.

The Council seeks feedback from the public through its complaints procedure for both Corporate and Social Services areas, responding to the outcomes as appropriate and reporting the results at least annually to the Governance and Audit Committee. The complaints dashboard enables data to be monitored in real-time across all service areas to ensure lessons are being learned to improve how we manage, monitor and learn from complaints.



During 2021/22 the number of complaints received by the Council increased to 358 from 338 in the previous year. 60.9% of which were dealt with within corporate target timescales (2020/21 66.5%). The percentage of complaints resolved at Stage 1 was 89.7%, a slightly lower percentage than the previous year (90.5%) whilst 10.3% were resolved at Stage 2 which was slightly higher than the previous year (9.95%).

Complaints and Enquiries received under the Social Services complaints procedure increased during the year from 93 to 140 of which 31% were dealt with within target times. During 2021/22, of the 61 complaints received by the Public Services Ombudsman for Wales only 2 were taken into investigation; one complaint was upheld against the Council (including Social Services) and 7 were resolved through the early resolution process.

The Council also has a clear Whistleblowing Policy and arrangements in place. During 2021/22 no concerns were raised compared to four concerns raised during 2020/21, of which one was partially upheld and three issues were not upheld.

The Whistleblowing policy has been updated in 2021/22 and a significant publicity drive launched in June 2022 to raise awareness of the policy. As part of this exercise it has been rebranded as the Speak Out Line.

The Constitution is at the heart of the Council's business. It provides an important means of enabling councillors, officers, citizens and stakeholders to understand how the Council makes decisions and who is responsible for those decisions. It also regulates the behaviour of individuals and groups through the codes of conduct, protocols and standing orders.

Through the Council's Constitution, the Council has created the conditions necessary to ensure that the statutory Chief Officers, other key post holders, Members and where appropriate statutory committees are able to fulfil their responsibilities in accordance with legislative and regulatory requirements. A number of updates have been made during the year and a significant piece of work is being undertaken across Wales, co-ordinated by the Welsh Local Government Association to produce a standard template for Councils to use as the basis for their Constitution.

The Local Government and Elections (Wales) Act 2021 introduced changes covering electoral reform, public participation, governance and performance and regional working. This has had a significant impact on the way the Council operates and as a result of the provisions detailed within the Act a working group of officers was established and a detailed action plan developed to ensure that Senior Officers and Members are aware of the provisions within the Act.

Progress and changes have been reported to Full Council and changes have been made to the Council's Constitution to comply with the requirements of the Act. The Council has also responded to consultation regarding the establishments of Corporate Joint Committees (CJCs). Regular updates have been provided to Cabinet and Committees throughout the year.

“ The Council supports a culture of behaviour based on shared values, ethical principles and good conduct. This guides how the long-term vision is put into effect and how members and officers behave in their day to day work. ”



PRINCIPLE B

ENSURING OPENNESS AND COMPREHENSIVE STAKEHOLDER ENGAGEMENT

The Council is committed to understanding and learning from the views of the public. Engagement is the process by which views of stakeholders are able to inform and influence policy and service delivery. The Council's planning and decision-making processes are designed to include consultation with stakeholders and the submission of views by local people.

How this will be achieved is detailed in our Public Participation Strategy and accompanying action plan. The Strategy explains how we will encourage and facilitate public participation in the Vale of Glamorgan. It also sets out how we will be diverse in our engagement methods, using social media platforms, community connectors and face-to-face engagement, to take an integrated approach to public participation. Our strategy seeks to provide as many stakeholders as possible the opportunity to participate and become involved in the decision-making process, enabling people to shape what we do and how we do it.

The Council has always sought to develop the methods used to engage with stakeholders in a way that is accessible and convenient. Recently this has included using Zoom webinars as means to consult, in which stakeholders were invited to meet and discuss with Council officers in a constructive way. Feedback from these sessions showed that they were well-received and that they could be developed further.

The Council has also expanded its use of social media to include social media polls and encouraging residents to leave 'comments' expressing their views. Data from both the polls and comment section have then been used in reports. We have also used social media to promote

consultations, alongside bespoke videos to promote greater understanding of the issues in question.

We still undertake to host face-to-face engagement sessions where possible and to provide consultation documents online.

An e-petitions function was launched in May 2022 to give residents a new way of engaging directly in the democratic processes of the Council.



Following the Staff Survey 2018 results, Local Engagement and Innovation Groups were established in all directorates to allow Heads of Service and local Engagement leads to drive forward the staff survey results and innovation ideas in a localised setting and allow all staff to share views and ideas with local Engagement Champions.

Following this all areas will have Local Engagement Action Plans that will work in conjunction with the Corporate Action Plan to drive forward engagement and innovation. Whilst much of this work was suspended due to the coronavirus pandemic, the Council surveyed all staff in the summer of 2020 to understand how colleagues' well-being had been affected by the pandemic and to understand their thoughts about future working arrangements. This information was used to inform the Recovery Strategy.

“ In 2020 and 2021 a Staff Wellbeing Survey was undertaken to measure how staff were coping with the effects of the pandemic. As a result, Staff Wellbeing Champions and Mental Health champions have been working together to organise virtual activities to support staff wellbeing. During 2022 a full survey will be launched at the end of June and this will inform further engagement activity around ‘building a listening culture, staff wellbeing and cost of living pressures during the forthcoming year. ”

The Engagement and Innovation Forum was relaunched in October 2020, with a new intake of Engagement Champions and a new focus to make tangible changes that directly impact the Engagement Index within the Staff Survey. A review of the Staff Charter was undertaken in 2020/21 and a new ‘Culture Book’ has been launched, complete with Staff stories which will be updated regularly, highlighting the many achievements and work of the council, aligned to our Corporate Values with input from the Engagement Champions

The Council's Staff Awards is returning this year and is due to be held in September 2022, recognising the achievements of our staff, across the organisation over the last 2 years.

The Council will also be conducting a survey with Members later in 2022 which will include timing of meetings and wellbeing aspects.



Decisions made by the Council and/or Cabinet are documented in the public domain, unless confidential, along with reasons for those decisions. The impact and consequences of all decisions are clearly set out.

A range of methods are used to gather Vale residents' views. These range from traditional methods such as quantitative surveys and focus groups to engagement events involving the use of participative methods such as interactive workshops. During the year, however, the primary means of engagement and consultation continued to be virtually due to the restrictions relating to the pandemic.

Key engagement and consultation work continues to be managed in an integrated way. For example, the Council's budget consultation for 2022/23 was planned to follow the consultation on the Annual Delivery Plan, with the aim of identifying priorities for residents that should be included in the Council's forward work programme.

The consultation was promoted across the Council's social media channels such as Facebook and Twitter, the local press.

PRINCIPLE ©

DEFINING OUTCOMES IN TERMS OF SUSTAINABLE ECONOMIC, SOCIAL, AND ENVIRONMENTAL BENEFITS.

“Strong Communities with a Bright Future” is the vision for the Vale of Glamorgan and the Corporate Plan 2020-2025 sets out how the Council intends to work towards the delivery of this vision and the promotion of well-being. The Plan set out the activities to be undertaken to ensure the best possible outlook for Vale citizens and communities.

In delivering this vision, the Council is mindful of the short, medium- and long-term challenges and the need to work with partners and the local community. In developing the Council's Corporate Plan for 2020-25 consideration was given to the achievements from the previous plan, local needs and available resources and has incorporated the views of residents, partners and staff to inform the Council's key priorities going forward. The Council has embraced the Well-being of Future Generations (Wales) Act 2015 (WFGA) and the Corporate Plan is framed around four Well-being Objectives that are aligned to the well-being goals of the WFGA and the Council's Well-being Outcomes which are:

- An Inclusive and Safe Vale;
- An Environmentally Responsible and Prosperous Vale;
- An Aspirational and Culturally Vibrant Vale, and
- An Active and Healthy Vale.

The Corporate Plan is underpinned by a set of enabling strategies (including the Asset Management Plan, Medium Term Financial Plan, Human Resources Strategy, Workforce Plan, ICT Strategy, Customer Relations Strategy, Performance Management Framework and Risk Management Strategy and Register) which together form the Council's overall policy framework supporting improvement.



An integrated model of working has been adopted to look at all aspects of corporate governance and planning arrangements to ensure that they are inter-related, complementary, consistent and no longer undertaken in isolation. This continues to ensure that the Council's integrated processes and policies become an enabling force for the delivery of the Corporate Plan's vision and the Well-being Outcomes.

“ The Annual Report for the 2021/22 year will be the first under the Local Government & Elections Act and this self-assessment is due to be published in November 2022. ”

2020/21 marked the start of a new Corporate Plan and the agreement to publish an Annual Delivery Plan (ADP) each year to support the five year Corporate Plan.

The ADP sets out the key activities to be undertaken by the Council 'in year' to deliver on the commitments in the Corporate Plan. The ADP provides a framework for annual Service Plans and monitoring progress in delivering the Corporate Plan. The ADP for 2022/23 also identifies six priority cross-cutting areas for the year, hardship, community capacity, infrastructure, transformation, care and support and project zero. These themes cut across all of the Council's Well-being Objectives which are:

- To work with and for our communities
- To support learning, employment and sustainable economic growth
- To support people at home and in their community
- To respect, enhance and enjoy our environment

Both the Local Government (Wales) Measure 2009 and the Well-being of Future Generations (Wales) Act 2015, place specific duties on objective setting and reporting. The retrospective aspect of this duty involves undertaking an annual self- assessment that is presented as an Annual Report (previously referred to as the Improvement Plan (Part 2)). The Annual Report is one of the most significant documents produced by the Council that is used to demonstrate effective accountability and transparency.

The Annual Report presents a position statement on the Council's performance retrospectively over the past year in delivering the Council's priorities as set out in the ADP aligned to the Corporate Plan. Self-assessment of performance is an important way for the Council to identify the capacity and ability to deliver continuous improvement by identifying areas of strength and those requiring particular focus in coming years. The challenges and achievements from the Annual Report are used to identify the actions required to be undertaken in future years and progressed through the service plans. The findings of the Annual Report 2020/21 will be used to inform the development of the next Annual Delivery Plan, that will set out priorities for delivery during 2023/24 alongside Service Plans and associated targets.

An annual review of regulatory recommendations / proposals for improvement also form part of the Council's

“Quarterly/Monthly reviews and monitoring of corporate improvement priorities are undertaken to ensure actions are completed, reported and closed down in a timely manner.”

Annual Report (Self-assessment process) enabling the Council to demonstrate progress on implementation of these in line with the Council's duties under the Local Government (Wales) Measure 2009 and Governance and Audit Committee receives a six months progress report.

The Insight Board continues to enhance and streamline the corporate governance arrangements relating to integrated planning activities and reports to SLT and Cabinet. Further work is being undertaken to enhance our internal 'insight' function, using a wide range of data sources (including a blend of operational and national research and information) to identify issues and take action. This will play an increasingly important role in strengthening our evidence base to meet our legislative requirements under the Local Government & Elections (Wales) Act 2021 and the Well-being of Future Generations (Wales) Act 2015.

This focused approach is contributing to more integrated business planning practices, staff development opportunities, continued promotion of "One Council" working and has significantly reduced the overall amount of officer time spent in meetings. A review of the Insight Board is currently being undertaken to ensure that the membership and scope of the Board are still appropriate.

With corporate improvement and performance, a key aspect of the remit of the Board, monthly reviews and monitoring of corporate improvement priorities are undertaken to ensure actions are completed, reported and closed down in a timely manner.

Boards are also established for major projects as needed such as 21st Century Schools and developments such as Barry Regeneration to manage and ensure delivery.

Progress has also been made in developing the Insight function with a stronger emphasis on using evidence in terms of data and consultation outcomes and pages being developed for the Council's Staffnet. Progress has also been made with the use of Microsoft Power BI to improve the use of and accessibility of data through the provision of more engaging reports.

The Council has a successful track record of delivering a balanced budget made possible by its robust approach to managing finances which incorporates an effective corporate framework for financial planning, financial management and control.

These arrangements enable the Council to regularly review and challenge financial performance and monitor spend against budgets.

The Council achieved a balanced budget in 2021/22 and was able to transfer £19.7m from revenue into reserves at year end, however, there were areas experiencing financial pressures mainly in Waste Management, Children's Services and Leisure Services. £66.4m was spent through the capital programme during 2021/22, with £30m relating to Schools.

The 2021/22 settlement from Welsh Government sustained an increase in funding that was evidenced in the 2020/21 settlement. The Council received an initial Revenue Support Grant of £124.4m and National Non-Domestic Rate of £43.9m which equates to total funding, referred to as the Aggregate External Finance (AEF) of £168.3m. This represented an increase in funding of £7.1m (4.42%) from the previous year after taking into account adjustments.

Based on this funding level, the Council was ranked 21st out of 22 councils in Wales (21st in 2020/21) on a funding

per head of population, which is £222 per head below the Welsh average (£191 per head below in 2020/21). The Council was able to set a lower savings target for the year of £500k, with no savings being requested from schools. Service areas made some progress towards achieving these savings during 2021/22 and progress against these targets will continue to be monitored during the 2022/23 financial year.

The Council is facing significant financial challenges, as are all councils across Wales, which have been driven by the surge in inflation over the past year. This is impacted on pay, utility costs and contracts with suppliers. In October, based on 3.5% and 2.4% increases in AEF in 2023/24 and 2024/25 respectively from the three year Settlement the Council had been faced with a £28.2M funding gap in 2023/24 and £50M across the medium term. There has been a better than expected settlement with an 8.9% increase for 2023/24 and this along with work to mitigate some of the pressures has meant the Council has gone out to consultation on a balanced budget with draft savings proposals of £4.055M and £2.000M of efficiencies for schools.



PRINCIPLE D

DETERMINING THE INTERVENTIONS NECESSARY TO OPTIMISE THE ACHIEVEMENT OF THE INTENDED OUTCOMES

The Council achieves its intended outcomes by providing a mixture of legal, regulatory and practical interventions. Determining the right mix of these courses of action is a critically important strategic choice that the Council has to make to ensure intended outcomes are achieved.






The Council must have robust decision-making mechanisms in place to ensure that their defined outcomes can be achieved in a way that provides the best trade-off between the various types of resource inputs while still enabling effective and efficient operations. The Council recognises that informed decision making is a fundamental part of good governance. Decision makers receive objective analysis of a variety of options indicating how intended outcomes would be achieved together with the risks associated with those options. In determining how services and other courses of action should be planned and delivered the Council is increasingly engaging with internal and external stakeholders.

The Council fosters effective relationships, collaborative working and contractual arrangements with other public, private and voluntary organisations in delivering services that meet the needs of the local community as stated in the Council's Corporate Plan.

The Council is a major partner in the Public Services Board, which works to deliver the Vale Well-being Plan, a new Well-being Assessment was published in 2022 and this will inform a new Well-being Plan to be published in 2023. This work is being led by council officers on behalf of the PSB. The Cardiff and Vale Regional Partnership Board brings together the two regional local authorities with health and others, to focus on delivering joined-up services across health, social care and housing.

Partnership working throughout the COVID crisis has been testament to the strong foundations in place. This includes work with the Health Board and Cardiff Council to establish a regional Test, Trace and Protect Service and to roll out mass vaccinations. Work has been undertaken through the Local Resilience Forum and Safer Vale and work with the Third Sector to establish Vale Heroes and with local schools to address food poverty. New arrangements are also being put in place between the health board, Council and Cardiff Council to consider public health issues and build on the arrangements put in place as part of the COVID response.

One of the Council's key strengths is its ability to explore opportunities to work in partnership with others and the Council has developed a robust approach to collaborative working to enable it to maximise benefits for its customers and residents. The Council has developed and hosts a few regional services, including the Shared Regulatory Service and the Regional Internal Audit Service.

COVID-19 Testing

With symptoms

'PCR' tests

When to take the test

- If you have COVID-19 symptoms
- To confirm your positive lateral flow test result

How long it takes

- These tests are processed in labs
- Most results are returned the next day, but can take up to 3 days

Get a test

- At a test site
- At home

Get tested to keep Wales safe
gov.wales/ttp

ALT

The Council is committed to ensuring that the relevance of the Well-being Objectives in the Corporate Plan continue to reflect the priorities for the Vale of Glamorgan.

The Council undertakes annual Service Planning that is aligned to the priorities set out in the Annual Delivery Plan and Corporate Plan. Service Plans are our delivery arm of the ADP specific to each service area. Through self-assessment, Service Plans provide an opportunity for service areas to outline how they are going to achieve continuous improvement by delivering the priorities of the ADP and contribute to meeting the Well-being Objectives of the Corporate Plan.

The Council's vision and priorities as set out in the Corporate Plan are reflected in Service Plans and support the development of detailed actions and performance targets that contribute towards the achievement of Corporate Plan priorities and set out how resources will be used to support this work. Scrutiny Committees review the Service Plans on a quarterly basis, including the achievement of set targets and actions through performance reporting. Performance reporting via Scrutiny Committees is presented as a singular report, and performance is reported by Wellbeing Objectives.

Scrutiny Committees review and scrutinise performance on a quarterly basis aligned to their committee's remit. Taking a more integrated and cross-cutting approach to how Service Plans and the ADP is reviewed enables a more holistic approach to monitoring and reflects that multiple service areas contribute to multiple priorities.

Service Plans are also used alongside other sources of information to inform the development of the Council's internal audit plan.

“ The Council aims to deliver high quality services that provide value for money and which are aligned to the needs and priorities of the local community. ”



PRINCIPLE

DEVELOPING THE ENTITY'S CAPACITY, INCLUDING THE CAPABILITY OF ITS LEADERSHIP AND THE INDIVIDUALS WITHIN IT.

The Council aims to ensure that members and officers of the Council have the skills, knowledge and capacity they need to discharge their responsibilities and recognises the value of well-trained and competent people in effective service delivery.

All new members and staff undertake an induction to familiarise them with protocols, procedures, values and aims of the Council. There is a Member Development Strategy, which provides a framework for supporting elected members in the numerous roles that they are required to undertake both within, and outside, the Council. This activity has moved to virtual delivery methods since the pandemic. Following the Local Government Elections 2022 a full comprehensive induction programme for Elected Members, Co-opted Members and Lay members was put in place with a number of elements of the training having been determined as Mandatory training by the Council e.g. Code of Conduct.

The Strategic Leadership Team consists of the Chief Executive, five Corporate Directors, the Council's Monitoring Officer, the Council's Section 151 Officer, and the Head of Human Resources. The roles and responsibility of Corporate Officers are defined in agreed job profiles and set out in the Council's Constitution. Chief Officer

Performance is reviewed on an annual basis in accordance with the Chief Officer Appraisal process.

The Chief Executive is responsible and accountable to the Council for all aspects of management including promoting sound governance, providing quality information / support to inform decision-making and scrutiny, supporting other statutory officers, and building relationships with all Councillors.

Members continue to receive refresher training and support (including

Co-opted / Lay Members and observers on Committees) on the use of virtual meeting software. Remote meeting procedures are available to Members and the public.

Democratic Services officers continue to support all Members and the public who are registered to speak on the use of the virtual meeting platforms as required prior to and during meetings. A trouble shooting / quick guide and useful hints aide memoire has been made available to all Members and Co-opted/ Lay Members.



Training provided to Members during 2021/22

- **Treasury Management** – 1st March 2021
- **Equality and Diversity** – e-learning module on iDev
- **Equality Matters** – e-learning module on iDev
- **What is Discrimination?** – e-learning module on iDev
- **Trans Awareness** – e-learning module on iDev



A refreshed Member Development Strategy was approved by the Democratic Services Committee in July 2021. The Committee also approved a new Member Induction Programme for implementation in April 2022 to support a new cohort of Elected Members post Local Government Elections, in May 2022.

One of the Council's key strengths has been the ability to explore opportunities to work in partnership with others and the Council has developed a robust approach to collaborative working. In addition, Cabinet receives a six-monthly report providing an update on progress being made with strategic collaborative working initiatives. The Council continues to work proactively with a range of partners to transform how services will be delivered as well as considering new and innovative models of delivery in line with the Council's Reshaping agenda.

The Council has developed and implemented a protocol for managing information and the interface between Cabinet and Scrutiny.

Through the established workforce planning and staff engagement processes, the Council continues to maintain a highly skilled and resilient workforce that is responsive to the constantly changing environment.

The Council has continued to make good progress in delivering the 15 commitments within the Staff Charter, which details the expectations of staff and managers in a "reshaped" working environment.

During 2019/20 the Core Competency Framework was launched for all staff and the Management Competency Framework for all Managers and Leaders, linked to the annual #Itsaboutme process and providing a framework

around behavioural expectations. The #Itsaboutme process also moved online for staff with IT access, allowing for easier reporting and monitoring. In 2022 the process will be reviewed with the aim to launch a refreshed process for 2023. In line with the Management Competency Framework the bi-annual Management Development Sessions for Chief Officers and all managers continue to be delivered with a face-to-face event having been held in the spring of 2022.

The enhanced onboarding and induction process, engaging with new staff from the time they sign contracts, ensuring a more robust and shorter time to competency has continued remotely and will move to face-to-face during the latter part of 2022. This is continuing reviewed and in the coming months will include elements of menopause awareness and diversity training.

The ongoing development of the online learning catalogue provides all staff with the opportunity to take charge of their development. The focus for 2021/22 was on providing learning initiatives around the new way of working and wellbeing; with several online learning modules and virtual learning being provided through learning café to support both areas. This service will see continued expansion in 2022, both in terms of modules delivered and organisation breadth and will include a refreshed offering through our Learning café's again around the theme of 'building a listening culture' aligned to our Public Participation Strategy.

Wellbeing has been a huge focus during the pandemic and continued during the post pandemic recovery. Initiatives to support the physical, mental, emotional and financial wellbeing of all staff have been provided.

PRINCIPLE F


MANAGING RISKS AND PERFORMANCE THROUGH ROBUST INTERNAL CONTROL AND STRONG PUBLIC FINANCIAL MANAGEMENT.

The Council, which has overall responsibility for directing & controlling the organisation, has approved an Executive /Scrutiny model of decision making.

Full Council sets the policy and budget framework. Within this framework, most key decisions are made by the Cabinet. Cabinet meetings are open to the public (except where items are exempt under the Access to Information Act). The decision-making process is scrutinised by five Scrutiny Committees, which support the work of the Cabinet as Executive and the Council as a whole.

Risk management is an important feature of the Council's governance arrangements, and it is recognised that successful risk management relies on a corporate approach to ensure that all risks are identified and managed systematically and consistently across the Council. The Risk Management Strategy sets out the approach to the identification of and responses to strategic and operational risks. The Council's Risk Management Strategy also provides essential input to the determination of Council priorities, targets and objectives. The Risk Management Strategy was last presented to the Council's Audit Committee on 1st May 2018 and work has commenced to refresh the strategy to reflect the new Corporate Plan 2020/25.

The Council has a well-established risk management process in place for corporate and service risks. This has been further enhanced by the Council's focused corporate approach to integrated planning via the Insight Board and enhanced corporate performance reporting arrangements. The Insight Board provides a strategic focus for the delivery of the Council's Corporate Plan and the Well-being of Future Generations Act, ensuring that the seven well-being goals and our five ways of working are grounded in our robust corporate governance and providing an integrated approach



to corporate planning and risk management. The Council has continued to hone its approach to corporate risk management using a reporting format which reflects the different needs of the various audiences. This provides a holistic overview of all risks to enable the identification of any trends or themes within the risks impacting on the Council, as well as the robust management of individual risks by risk owners, the Insight Board and Governance and Audit Committee.

A key feature of corporate risk management continues to be horizon scanning of emerging risks which are outlined quarterly in a Corporate Risk Summary Report. This supports the role of the Insight Board, Strategic Leadership Team, Cabinet and Governance and Audit Committee by providing them with an overview of any issues associated with emerging risks and provides an opportunity to scrutinise potential risks in greater detail.

In addition to this, the Corporate Risk Summary Report also highlights a small number of risks on the register each quarter where a more detailed brief of the issues highlighted.

This gives both officers and Members a spotlight for discussion where issues surrounding those risks can prompt more detailed scrutiny and analysis and enable the identification of any further action where required. This has been particularly effective during the Pandemic, as it identifies emerging risks and challenges associated with Covid to be highlighted through risk reporting. The monitoring of service risks identified through our service planning process continue to be monitored quarterly to enable risk owners to reduce, eliminate and manage their service risks.

An audit review of our risk management processes was undertaken during 2020/21. The findings from the review provided a 'reasonable' audit opinion in relation to the management of risks across the local authority. This indicates that the Council has sound systems/ processes in place in terms of how risk is managed. The review identified that the 'Council's arrangements for risk management are well defined and consistently applied, with only low-level recommendations made. The Council recognises there is always scope for improvement and these recommendations will be further progressed in the forthcoming year.

The Council has put in place robust performance management arrangements, to monitor the Corporate Plan. Currently, reports are presented in a focused and accessible way that highlights performance by areas of exception thus promoting more effective scrutiny.

Throughout the year, we have continued to focus on enhancing our monitoring and reporting of performance

against the Corporate Plan in order to reflect the holistic and cross-cutting nature of the Corporate Plan and it also provides us with a strong evidence base for how we are contributing to the wellbeing objectives, the Plan's priorities and the national Well-being Goals.

The Corporate Plan and Annual Delivery Plan have provided an opportunity to further enhance the scrutiny function. For example, alternative forms of scrutiny and a focus on case studies and cross-cutting themes will continue to be developed during of the delivery of the Plan. This will take forward the work already underway in response to the report from the Wales Audit Office (Audit Wales) which identified areas for development for the Council in relation to the Scrutiny function and take advantage of the digital opportunities offered by virtual / hybrid meetings. An action plan has been devised and agreed by the Cabinet and the Scrutiny Committee - Corporate Performance and Resources with work now being undertaken to address the issues and ongoing monitoring taking place

Working with Directors and Elected Members via a member led working group a new style of performance reporting was developed. This new style of reporting aligned to the Corporate Plan 2020/25 will be further developed in line with the requirements of the Local Government & Elections Act.

“By further strengthening our performance reporting arrangements we have developed a partnering approach with officers that has further enhanced performance accountability in service areas to ensure success.”



The Head of Finance / Section 151 Officer is responsible for the proper administration of all aspects of the Council's financial affairs including ensuring appropriate advice is given to Cabinet and the Council on all financial matters.

The Council's system of internal financial control is based on a framework of financial / contract procedure rules and notes, regular management information, administrative procedures (including segregation of duties), management supervision and a system of delegation of accountability.

The financial management of the Council is conducted in accordance with all relevant legislation and its Constitution. Through the Council's focus on integrated planning it has been able to



take a more holistic approach to corporate planning arrangements that include risk management, financial and asset management, workforce planning, performance management and information management. As a consequence, corporate arrangements are now better co-ordinated and complementary to each other which puts the Council in a stronger position to secure continuous improvement. The Council has a successful track record of delivering a balanced budget made possible by its robust approach to managing finances which incorporates an effective corporate framework for financial planning, financial management and control.



The Council's statement of compliance with the CIPFA Financial Management Code was taken to Cabinet and

Governance and Audit Committee in February 2022. In the report the Council set out a full consideration of the Council's compliance with the Financial Management Code in 2021/22 and in budget setting for 2022/23. The Council also identified potential areas for further improvement. The Council's compliance with the Code demonstrates that Council understands and demonstrates the collective responsibility to deliver good financial management across the organisation.

The Council's Medium-Term Financial Plan clearly links to the priorities outlined in the Corporate Plan to ensure they are financially viable and that the MTFP is closely aligned with the business planning cycle.

The Council has a proactive, holistic approach to tackling fraud, bribery, theft, corruption and crime, as an integral part of protecting public finances, safeguarding assets, and delivering services effectively and sustainably. The Council has been successful in investigating matches arising from the National Fraud Initiative and any recommendations raised in the Audit Wales report 'Raising Our Game Tackling Fraud in Wales' is integrated into the Council's Fraud Strategy and Framework 2021/22 to 2024/25.



PRINCIPLE G

IMPLEMENTING GOOD PRACTICES IN TRANSPARENCY, REPORTING AND AUDIT, TO DELIVER EFFECTIVE ACCOUNTABILITY

The Council remains committed to implementing good practices in transparency, reporting and audit to deliver effective accountability. This is demonstrated by:

- Mechanisms which are in place for reporting progress against key regulatory recommendations / improvement proposals via the Insight Board, Governance & Audit Committee, all Scrutiny Committees, and Cabinet.
- All Committees have clear Terms of Reference and work programme;
- Procedures are in place for sign-off of Cabinet Reports ensuring legal and financial implications have been appropriately assessed and are consistent with corporate policy

The Council reports at least annually on performance, value for money and stewardship of resources to stakeholders in a timely and understandable way.

The Internal Audit Service is a key means of assurance. Since the 1st April 2019 the Council has hosted an expanded Regional Internal Audit Service (RIAS) partnering with Bridgend, Rhondda Cynon Taff and Merthyr Tydfil Councils. This has operated effectively throughout the year and the service operated to the Public Sector Internal Audit Standards (PSIAS). The Governance & Audit Committee annually review the Internal Audit Charter for the Regional Internal Audit Shared Service. The Governance & Audit Committee also approve the Internal Audit Annual Plan and receives progress updates at every meeting.

The Head of Internal Audit's annual opinion on the adequacy and effectiveness of the Council's framework of governance, risk management and control for 2021/22 is:

“ Reasonable Assurance.”

The opinion states that, based on the work completed by the Regional Internal Audit Service for the financial year, no significant cross-cutting control issues have been identified that would impact on the Council's overall control environment. The weaknesses that have been identified are service specific.

The Covid-19 pandemic continued to have an impact on how the Council has operated and the governance arrangements and processes in place to ensure it could continue to support residents and businesses during the year.

Audit work was carried out remotely with staff predominantly working from home. Audits were conducted using various digital solutions and whilst there was a steep learning curve both for audit staff and auditees all adjusted well to this way of working.

The work completed by the Regional Internal Audit Shared Service for the financial year was sufficient for the Head of Audit to be able to give an opinion. No significant cross-cutting control issues were identified that would impact on the Council's overall control environment and the weaknesses identified are service specific. The recommendations made to improve governance, risk management and control have been accepted and are at various stages of implementation.

The Council responds to the findings and recommendations of Internal Audit, External Audit and other inspection bodies. The Governance & Audit Committee is integral to overseeing independent and objective assurance and monitoring improvements in internal control and governance.

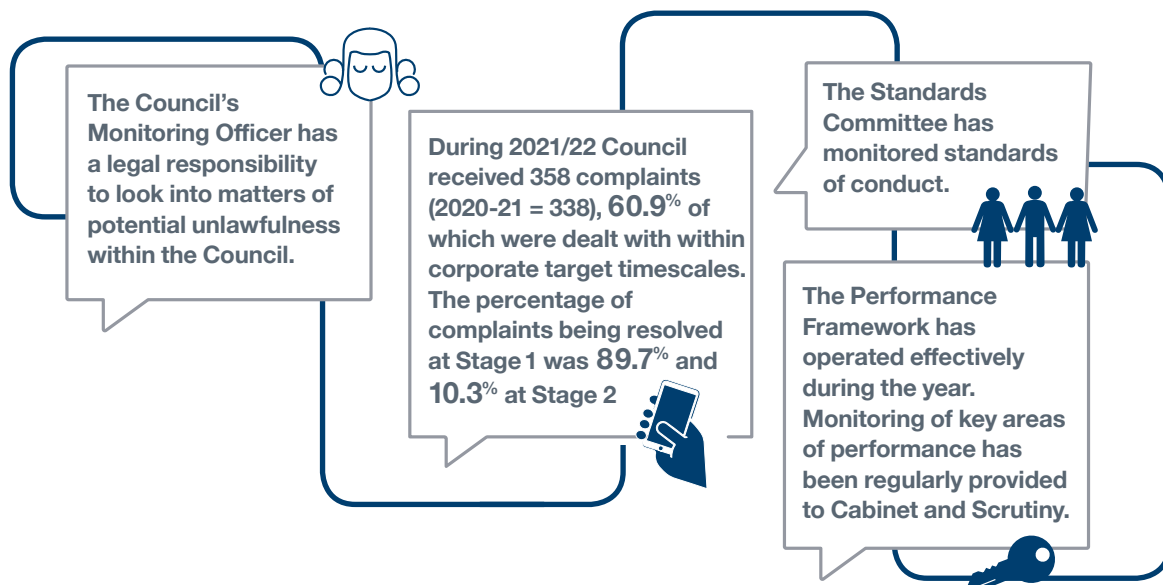
REVIEW OF EFFECTIVENESS

The Council has responsibility for conducting, at least annually, a review of the effectiveness of its governance framework, including the system of internal control.

The review of the effectiveness is informed by the work of Internal Audit and Chief Officers within the Authority who have responsibility for the development and maintenance of the internal control environment, and also by comments made by the external auditors and other review agencies and inspectorates.

THE REVIEW OF EFFECTIVENESS IS INFORMED BY:

- The Annual Internal Audit Assurance opinion, as provided by the Regional Internal Audit Service
- The Governance & Audit Committee provides the focus for reviewing the effectiveness of the system of internal control.
- The Cabinet (as Executive) is responsible for considering overall financial and performance management and receive comprehensive reports on a regular basis. The Cabinet is also responsible for the decisions and for initiating corrective action in relation to risk and internal control issues.
- The Scrutiny function which holds the Cabinet to account.



In relation to Corporate Health, the Council continues to perform well in the context of supporting Council services in the delivery of the Corporate Plan Well-being Outcomes.

The improved approach to Integrated Planning, via the established Insight Board, is enabling services to effectively deliver transformational change in line with the Reshaping Services agenda and the Council's duties under the Well-being of Future Generations Act. Integrated Planning enables the Council to take a more holistic approach to their corporate planning

arrangements that include risk management, financial management, workforce planning, performance management and information management. The Council has developed a robust approach to collaborative working, has a successful track record of delivering a balance budget and generally performing well in performance indicators across all service areas.

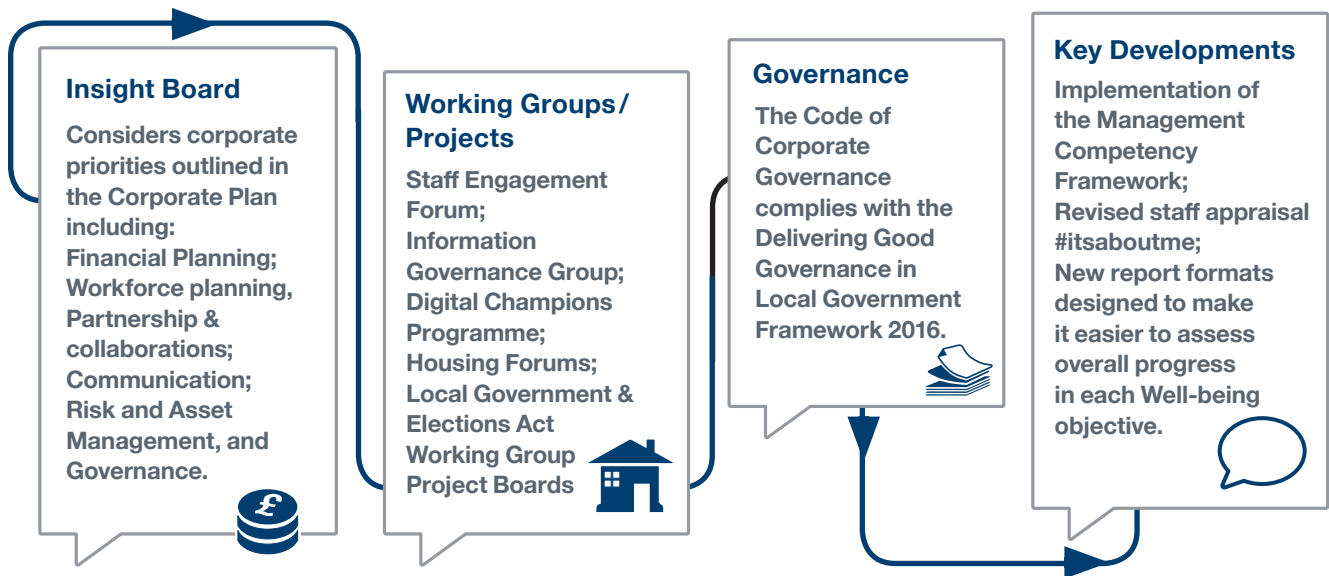
During the latter part of 2021 an annual self-assessment (Annual Report) of the Council's performance over the previous year in delivering the Council's priorities relating to the Corporate Plan was undertaken as part of the Annual Report 2020/21. This Annual Report and the quarterly

performance reports for 2021/22 are a key source of information supporting this Annual Governance Statement. Work on the 2021/22 Annual Report (self-assessment) has commenced and will be published in November 2022.

The Council is dedicated to ensuring that its resources are utilised in the most effective and efficient manner whilst delivering continuous improvement.

The Council introduced a strategy for transformational change called "Reshaping Services". Through effective management of the Council's Reshaping Programme, transformational change is being delivered in line with the Council's Corporate well-being outcomes and duties under the Well-being of Future Generations (Wales) Act 2015. In 2021/22, the

Reshaping Programme work was redefined to reflect the breadth of transformation the Council is seeking to deliver – internally and externally, reflecting learning from the pandemic. The Reshaping Programme now focuses on reshaping with our work, community and resources. This revised approach to transformation was reported to Cabinet in March 2021.



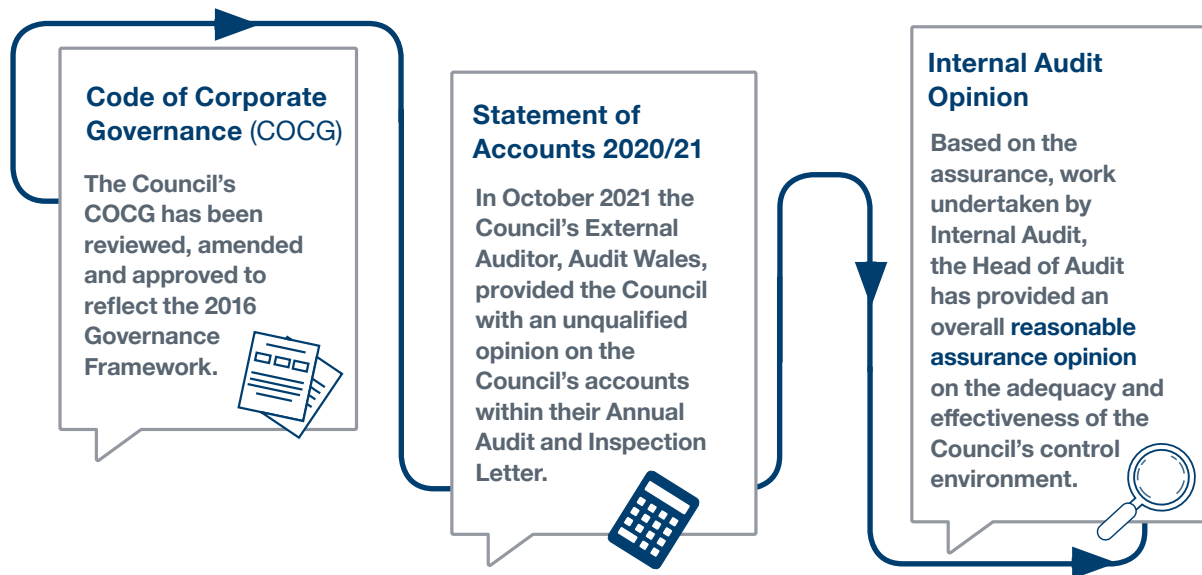
During the year, core financial and administrative systems were reviewed by Internal Audit either through specific reviews (e.g. Creditors, cash control, payroll) or generally in the reviews undertaken in respect of directorate systems.

THE COUNCIL'S EXTERNAL AUDITORS, AUDIT WALES, HAVE ADVISED THAT THEIR WORK FOR THE 2021/22 FINANCIAL YEAR IS ON TRACK AND THAT THEY HAVE COMPLETED THE MAJORITY OF THEIR PLANNING WORK AND INTERIM TESTING.

This includes:

- High level assurance work upon the financial systems and the wider control environment – this work is designed to detect any material risk to the accounts;
- The commencement of our testing of the Council's income and expenditure transactions during 2021/22.

Whilst their work is continuing, to-date, there are no significant issues arising from their work.



OF THE 37 OPINIONS GIVEN BY INTERNAL AUDIT DURING 2021/22:

- 31 (84%) have been closed with either substantial or reasonable assurance opinion levels.
- 6 (16%) of the assignments were given an opinion of limited assurance due to weaknesses in the internal control environment.

The areas where control issues were identified during the year have tended to relate to specific service areas rather than any wider underlying concerns. The relevant managers have agreed with and are implementing the recommendations made to address the weaknesses identified. Internal Audit will follow up on these issues during 2022/23 to ensure that progress is being made.

Audit work has been carried out remotely with staff predominantly working from home. Audits have been

conducted using various digital solutions and whilst there was a steep learning curve both for audit staff and auditees all have adjusted well to this way of working.

As well as financial work, Audit Wales also completed performance audits on various services of the Council. These provide useful and timely feedback to the Council through which an action plan is developed for any matters to be addressed.

The Head of Audit's annual opinion report was presented to the Council's Governance & Audit Committee on 13th June 2022

The Head of Audit provided an overall opinion of "Reasonable Assurance" on the Council's internal control environment based on the work undertaken during the year by Internal Audit.

In addition, the Head of Audit provided an opinion of "Reasonable Assurance" on the adequacy and effectiveness of the Council's framework of governance, risk management and control.



PROGRESS MADE ON THE SIGNIFICANT GOVERNANCE ISSUES 2020/21

ACTION TAKEN / PLANNED

COVID 19

The impact of the COVID 19 pandemic is detailed earlier in this document and the Council has worked hard to ensure that services to the most vulnerable people in our neighbourhoods has continued.

Where required, our systems have been reviewed to ensure that decisions can be made in a timely manner whilst still being subject to appropriate scrutiny. Where possible, staff have continued to work from home, and this continues. Moving forward the Council has developed a Hybrid Working Strategy which will be presented to Cabinet in the Summer 2022 and seeks to shape the way the Council work moving forward, harnessing the learning from the pandemic and putting our citizens at the heart of everything we do.

Work undertaken by internal audit has concluded that the effectiveness of the internal control environment was reasonable during this period. Service areas have used the Recovery Strategy as a catalyst to review the impact of Covid within their own service areas and identify key lessons learnt. Equally, service areas have been able to draw on the Recovery Strategy to inform the development of their Service Plans.

FUNDING

One of the main issues over the last few years has been the ability of the Council to carry on meeting its service objectives and delivering positive outcomes for its customers and clients in the light of continued reductions in Welsh Government Funding

In the past year, external funding to support additional financial pressures resulting from Covid have been claimed

where possible from Welsh Government via the Hardship Fund. Limited funding has been extended into 2022/23.

The Council received a positive settlement for 2021/22 which has meant that efficiencies to be found in the new financial year are £500,000 but the financial challenges facing the Council could still be significant depending on future settlements from Welsh Government. This has become more uncertain due to the ongoing impact of the pandemic and other pressures on prices arising in relation fuel, energy and food costs. There still remains some issues regarding services not achieving historic savings targets. Outstanding savings that were not achieved in 2021/22 totalled £170k.

Assumptions for future years' budgets will continue to be reviewed and amended to reflect the changing circumstances.

Emerging pressures during 2022/23 related to energy standing charges, general inflation particularly in areas such as school transport and cost of living and staffing pressures are being experienced across services and will need to be carefully monitored during the financial year.

CHANGE IN STATUTORY OFFICERS

The Council's Head of Finance / Section 151 Officer and the Operational Manager (Accountancy) / Deputy Section 151 Officer had both left the Council by the end of the financial year 2021/22. These posts have been filled by experienced officers, with the previous Deputy Section 151 Officer providing interim cover for the Statutory role until the post was filled on a permanent basis.

SIGNIFICANT GOVERNANCE ISSUES 2021/22

WORKFORCE PRESSURES ON ALL SERVICES

The Council is experiencing workforce pressures across the organisation, which are multi-faceted and include pressures from a recruitment and retention perspective, Market Fragility and Wellbeing (including Absence).

A number of risks are included in the Council's Corporate Risk Register which have a significant workforce component which mean that these risks have become Significant Governance issues for the Council.



They are:

- **Corporate Risk 4 – Waste**
- **Corporate Risk 5 – Workforce**
- **Corporate Risk 17 – Market Fragility**
(Social Care Market)
- **Corporate Risk 18 – Demand Management & Service Capacity**
(Social Care)

The workforce issues impacting these risks are fundamentally to do with the Council and its partners struggling to attract and retain staff in key areas which is causing difficulties with regards to service delivery. There are a number of examples of this particularly in Social Care, HGV drivers for Waste Collections and for professional staff such as Property, Finance, Health and Safety, Planning and Payroll.

To support these pressures the Council have adapted its recruitment practices, harnessed digital technology to ensure real life data is available on aspects such as recruitment, absence and retention and developed a strategic workforce planning group, who review short, medium and long term workforce pressures.



The Council have expanded its Wellbeing offering to all staff, including a mix of physical, emotional and financial sessions and review market fragility with partner organisations

In 2022 the Council has committed to review accreditation to the Real Living Wage Foundation, uplifted its lowest paid to the Real Living Wage, with effect from July 2022 and will now undertake a wider review of pay, benefits and wider engagement to learning and development to focus on long term career opportunities in areas such as Social Care, Planning and Project Management.

Social Care market fragility is reviewed as part of a wider strategic workforce plan which includes considering options for overseas recruitment and the Fast Track to Care scheme working in partnership with Social Care Wales.

A number of actions have been taken and are planned which are included in the Councils risk management reports.

SENIOR MANAGEMENT RESTRUCTURE

As a result of a restructure in 2021/22 two new Director posts were created - Director of Corporate Resources and Director of Place. These were filled following robust recruitment & selection process in April 2022 by internal promotions. This, alongside pre-existing senior vacancies, has meant that there are a number of senior management posts that are vacant and new structural arrangements to be put in place in the coming months to address priority areas for the Council and alleviate capacity issues.

Work is underway to review the structures in the two new Directorates to identify the necessary additional capacity and affordability of any further appointments which will progress in line with the Council's recruitment processes.

FINANCIAL PRESSURES AND RESILIENCE

The Council achieved a balanced budget in 2021/22 and was able to transfer £19.7m from revenue into reserves at year end. However, there were areas experiencing financial pressures mainly in Waste Management, Children's Services and Leisure Services.

Despite numerous financial pressures a generous settlement from Welsh Government has meant there was

a minimal savings programme of £500k for 2022/23. There are nevertheless emerging pressures which relate to fuel, energy, standing charges, general inflation particularly in areas such as school transport and social care placements, cost of living and staffing pressures are being experienced across services.

Further examples also include the cost of new house building per metre squared increasing by 166%. Similar challenges are being faced across all areas of construction including highways. Also, the general costs of living challenges and matters such as Universal Credit are affecting rent income and arrears are increasing as a result.

These pressures are being carefully monitored during the financial year and incorporated into the Council's Medium Term Financial Planning.

The Council is facing significant financial challenges, as are all councils across Wales, which have been driven by the surge in inflation over the past year. This is impacted on pay, utility costs and contracts with suppliers. In October, based on 3.5% and 2.4% increases in AEF in 2023/24 and 2024/25 respectively from the three year Settlement the Council had been faced with a £28.2M funding gap in 2023/24 and £50M across the medium term. There has been a better than expected settlement with an 8.9% increase for 2023/24 and this along with work to mitigate some of the pressures has meant the Council has gone out to consultation on a balanced budget with draft savings proposals of £4.055M and £2.000M of efficiencies for schools.

APPROVAL OF THE ANNUAL GOVERNANCE STATEMENT 2021/22

Good governance is about running things properly. It is the means by which the Council shows it is taking decisions for the good of the people of the area, in a fair, equitable and open way

It also requires standards of behaviour that support good decision making – collective and individual integrity, openness and honesty.

It is the foundation for the delivery of good quality services that meet local people's needs. It is fundamental to showing public money is well spent. Without good governance councils will struggle to improve services.

From the review, assessment and on-going monitoring work undertaken we have reached the opinion that reasonable assurance can be given that the governance arrangements continue to be regarded as fit for purpose in accordance with the governance framework

We can confirm to the best of our knowledge and belief, this statement provides an accurate and fair view.



L. Burnett
Leader of the Council



D.R. Thomas
Chief Executive





We welcome feedback about our work and you can contact us at:

improvements@valeofglamorgan.gov.uk

Policy & Business Transformation Service, Vale of Glamorgan Council, Civic Offices, Holton Road, Barry. CF63 4RU.
01446 700111



Date/Dyddiad: 23/01/2023
Ask for/Gofynnwch am: Matt Bowmer
Telephone/Rhif ffôn: 01446 709 254
Your Ref/Eich Cyf:
My Ref/Fy Nghyf:
e-mail/e-bost: mbowmer@valeofglamorgan.gov.uk

The Vale of Glamorgan Council
Civic Offices, Holton Road, Barry CF63 4RU
Telephone: (01446) 700111
Cyngor Bro Morgannwg
Swyddfeydd Dinesig, Heol Holton, Y Barri CF63 4RU
Ffôn: (01446) 700111
www.valeofglamorgan.gov.uk



Final Letter of Representation

Auditor General for Wales
Wales Audit Office
24 Cathedral Road
Cardiff
CF11 9LJ
30 January 2023

Representations regarding the 2021-22 financial statements

This letter is provided in connection with your audit of the financial statements of the Vale of Glamorgan Council and its group for the year ended 31 March 2022 for the purpose of expressing an opinion on their truth and fairness.

We confirm that to the best of our knowledge and belief, having made enquiries as we consider sufficient, we can make the following representations to you.

Management representations Responsibilities

We have fulfilled our responsibilities for:

- The preparation of the financial statements in accordance with legislative requirements and the CIPFA Code of Practice on Local Authority Accounting in the United Kingdom UK 2020-21; in particular the financial statements give a true and fair view in accordance therewith.
- The design, implementation, maintenance and review of internal control to prevent and detect fraud and error.

Information provided

We have provided you with:

- Full access to:
 - all information of which we are aware that is relevant to the preparation of the financial statements such as books of account and supporting documentation, minutes of meetings and other matters;
 - additional information that you have requested from us for the purpose of the audit; and
 - unrestricted access to staff from whom you determined it necessary to obtain audit evidence.
- The results of our assessment of the risk that the financial statements may be materially misstated as a result of fraud.
- Our knowledge of fraud or suspected fraud that we are aware of and that affects the Vale of Glamorgan Council and its group and involves:
 - management;
 - employees who have significant roles in internal control; or
 - others where the fraud could have a material effect on the financial statements.

- Our knowledge of any allegations of fraud, or suspected fraud, affecting the financial statements communicated by employees, former employees, regulators or others.
- Our knowledge of all known instances of non-compliance or suspected non-compliance with laws and regulations whose effects should be considered when preparing the financial statements.
- The identity of all related parties and all the related party relationships and transactions of which we are aware.

Financial statement representations

- All transactions, assets and liabilities have been recorded in the accounting records and are reflected in the financial statements.
- The methods, the data and the significant assumptions used in making accounting estimates, and their related disclosures are appropriate to achieve recognition, measurement or disclosure that is reasonable in the context of the applicable financial reporting framework.
- Related party relationships and transactions have been appropriately accounted for and disclosed.
- All events occurring subsequent to the reporting date which require adjustment or disclosure have been adjusted for or disclosed.
- All known actual or possible litigation and claims whose effects should be considered when preparing the financial statements have been disclosed to the auditor and accounted for and disclosed in accordance with the applicable financial reporting framework.
- The financial statements are free of material misstatements, including omissions. The effects of uncorrected misstatements identified during the audit are immaterial, both individually and in the aggregate, to the financial statements taken as a whole. Details of the one uncorrected misstatement is set out below:
- The Council currently allows for a full provision for doubtful debts against its income for contributions made to care home services where those contributions are made in the form of capital and a legal charge has been placed on a property owned by the resident, until such time as the income becomes collectable. At a value of £2.8m this sum is significant but not material to the accounts and further works needs to be undertaken to accurately establish an appropriate level at which the provision for doubtful debts should be set. Therefore the Council intends to correct the accounting for this income as part of the preparation of the 2022-23 accounts.

Representations by the Vale of Glamorgan Council

We acknowledge that the representations made by management, above, have been discussed with us. We acknowledge our responsibility for the preparation of true and fair financial statements in accordance with the applicable financial reporting framework. The financial statements were approved by the Council on 30 January 2023.

We confirm that we have taken all the steps that we ought to have taken in order to make ourselves aware of any relevant audit information and to establish that it has been communicated to you. We confirm that, as far as we are aware, there is no relevant audit information of which you are unaware.

Signed by:

Signed by:

Chief Finance Officer (S151 Officer)
Date: 30 January 2023

Chair of the Council – signed on behalf
of those charged with governance
Date: 30 January 2023

Audit of Accounts Report **Vale of Glamorgan Council**

Audit year: 2021-22

Date issued: January 2023

Document reference: 3340A2023

This document has been prepared as part of work performed in accordance with statutory functions.

In the event of receiving a request for information to which this document may be relevant, attention is drawn to the Code of Practice issued under section 45 of the Freedom of Information Act 2000. The section 45 code sets out the practice in the handling of requests that is expected of public authorities, including consultation with relevant third parties. In relation to this document, the Auditor General for Wales and the Wales Audit Office are relevant third parties. Any enquiries regarding disclosure or re-use of this document should be sent to the Wales Audit Office at infoofficer@audit.wales.

We welcome correspondence and telephone calls in Welsh and English. Corresponding in Welsh will not lead to delay. Rydym yn croesawu gohebiaeth a galwadau ffôn yn Gymraeg a Saesneg. Ni fydd gohebu yn Gymraeg yn arwain at oedi.

Contents

We intend to issue an unqualified audit report on your Accounts There are some issues to report to you prior to their approval.

Audit of Accounts Report

Introduction	4
Impact of COVID-19 on this year's audit	4
Proposed audit opinion	5
Significant issues arising from the audit	6
Recommendations	7

Appendices

Appendix 1 – Final Letter of Representation	8
Appendix 2 – Proposed Audit Report	11
Appendix 3 – Summary of Corrections Made	16
Appendix 4 – Recommendations	18

Audit of Accounts Report

Introduction

- 1 We summarise the main findings from our audit of your 2021-22 accounts in this report.
- 2 We have already discussed these issues with the Head of Finance.
- 3 Auditors can never give complete assurance that accounts are correctly stated. Instead, we work to a level of 'materiality'. This level of materiality is set to try to identify and correct misstatements that might otherwise cause a user of the accounts into being misled.
- 4 We have this year set this level at £4.492 million for the Vale of Glamorgan Council (the Council) single entity financial statements, with a materiality level of £4.494 million in respect of the Council's group accounts.
- 5 There are some areas of the accounts that may be of more importance to the reader and we have set a lower materiality level for the following areas:
 - Related Party Transactions for members and senior officers: £5,000; and
 - Senior officer remuneration: £1,000
- 6 We have now substantially completed this year's audit.
- 7 In our professional view, we have complied with the ethical standards that apply to our work; remain independent of yourselves; and our objectivity has not been compromised in any way. There are no relationships between ourselves and yourselves that we believe could undermine our objectivity and independence.
- 8 It has been necessary to make a change to the audit Engagement Lead to that communicated in the Audit Plan. As a result, Matthew Edwards, an Audit Director with Audit Wales, replaced Clare James as the Engagement Lead in November 2022 for the remainder of the audit of the 2021-22 accounts.

Impact of COVID-19 on this year's audit

- 9 The COVID-19 pandemic has had a continuing impact on how our audit has been conducted. We summarise in **Exhibit 1** the main impacts. Other than where we specifically make recommendations, the detail in **Exhibit 1** is provided for information purposes only to help you understand the impact of the COVID-19 pandemic on this year's audit process.

Exhibit 1 – impact of COVID-19 on this year’s audit

Timetable	<p>We received the draft accounts on 5 July 2022 and following Council approval on 30 January 2023 we expect to sign our audit report following their approval.</p> <p>Given the continuing impact of COVID-19, the Welsh Government has continued to provide flexibility in terms of both the accounts preparation deadlines and the audit deadlines. In addition, additional flexibility has been granted because of the ongoing uncertainty relating to the accounting treatment of infrastructure assets (as explained at paragraphs 17 to 20 below), meaning that the publication deadline has been extended by the Welsh Government to 31 January 2023.</p>
Audit evidence	<p>The entirety of our financial audit was undertaken remotely. The Council provided good quality draft accounts with supporting working papers and:</p> <ul style="list-style-type: none">• provided electronic working papers in accordance with our agreed Audit Deliverables Report;• provided audit evidence to the audit team via e-mail or the shared folder accessible to both Council and Audit Wales staff; and• were available via video conferencing for discussions, and for the sharing of on-screen information/evidence.

Proposed audit opinion

- 10 We intend to issue an unqualified audit opinion on this year’s accounts once you have provided us with a Letter of Representation based on that set out in **Appendix 1**.
- 11 We issue a ‘qualified’ audit opinion where we have material concerns about some aspects of your accounts; otherwise we issue an unqualified opinion.
- 12 The Letter of Representation contains certain confirmations we are required to obtain from you under auditing standards.
- 13 Our proposed audit report is set out in **Appendix 2**.

Significant issues arising from the audit

Uncorrected misstatements

- 14 There is one misstatement we identified in the accounts, which has been discussed with management but remains uncorrected, that we need to bring to your attention. This relates to:
- **Residential care home charges**
Local Authorities charge fees for the provision of care home services. Contributions are made by the resident in the form of capital and a legal charge is placed on any property owned by the resident. Whilst the Council has recognised a debtor in its annual accounts concerning this outstanding care home income of £2.8million, this debt has been fully provided for within the bad debt provision.

In our view this is overly prudent as evidence suggests that a large proportion of this debt, albeit of an unknown value, is recoverable and should be recognised as such in the financial statements.
- 15 This uncorrected misstatement is not material and management's explanation for not correcting this has been included within the Letter of Representation at **Appendix 1**.

Corrected misstatements

- 16 As a result of our audit there have been a number of adjustments to the financial statements and they are summarised, for information, in **Appendix 3**.

Other significant issues arising from the audit

- 17 In the course of the audit, we consider a number of matters relating to the accounts and report any significant issues arising to you. There was one issue arising that we need to bring to your attention.
- 18 In common with other local authorities, the Council has taken advantage of temporary reliefs for reduced disclosures relating to infrastructure assets as allowed for in the Update to the Code and Specifications for Future Codes for Infrastructure Assets and the 2022 amendments to the Local Authorities (Capital Finance and Accounting) (Wales) Regulations 2003.
- 19 The Council has not disclosed gross cost and accumulated depreciation for infrastructure assets because historical reporting practices and resultant information deficits mean gross cost and accumulated depreciation are not measured accurately and would not faithfully represent the asset position to the users of the financial statements.

- 20 The reliefs are a temporary expedient that are intended to allow authorities to address the information deficits and prepare robust information to support the carrying value of infrastructure assets. These temporary reliefs are only applicable for financial years up to and including 2024-25.

Recommendations

- 21 There a small number of recommendations arising from our audit and these are set out in **Appendix 4**. Management has responded to them and we will follow up progress against them during next year's audit. Where any actions are outstanding, we will continue to monitor progress and report it to you in next year's report.

Appendix 1

Final Letter of Representation

Audited body's letterhead

Auditor General for Wales
Wales Audit Office
24 Cathedral Road
Cardiff
CF11 9LJ

30 January 2023

Representations regarding the 2021-22 financial statements

This letter is provided in connection with your audit of the financial statements of the Vale of Glamorgan Council and its group for the year ended 31 March 2022 for the purpose of expressing an opinion on their truth and fairness.

We confirm that to the best of our knowledge and belief, having made enquiries as we consider sufficient, we can make the following representations to you.

Management representations

Responsibilities

We have fulfilled our responsibilities for:

- The preparation of the financial statements in accordance with legislative requirements and the CIPFA Code of Practice on Local Authority Accounting in the United Kingdom UK 2020-21; in particular the financial statements give a true and fair view in accordance therewith.
- The design, implementation, maintenance and review of internal control to prevent and detect fraud and error.

Information provided

We have provided you with:

- Full access to:
 - all information of which we are aware that is relevant to the preparation of the financial statements such as books of account and supporting documentation, minutes of meetings and other matters;

- additional information that you have requested from us for the purpose of the audit; and
- unrestricted access to staff from whom you determined it necessary to obtain audit evidence.
- The results of our assessment of the risk that the financial statements may be materially misstated as a result of fraud.
- Our knowledge of fraud or suspected fraud that we are aware of and that affects the Vale of Glamorgan Council and its group and involves:
 - management;
 - employees who have significant roles in internal control; or
 - others where the fraud could have a material effect on the financial statements.
- Our knowledge of any allegations of fraud, or suspected fraud, affecting the financial statements communicated by employees, former employees, regulators or others.
- Our knowledge of all known instances of non-compliance or suspected non-compliance with laws and regulations whose effects should be considered when preparing the financial statements.
- The identity of all related parties and all the related party relationships and transactions of which we are aware.

Financial statement representations

- All transactions, assets and liabilities have been recorded in the accounting records and are reflected in the financial statements.
- The methods, the data and the significant assumptions used in making accounting estimates, and their related disclosures are appropriate to achieve recognition, measurement or disclosure that is reasonable in the context of the applicable financial reporting framework.
- Related party relationships and transactions have been appropriately accounted for and disclosed.
- All events occurring subsequent to the reporting date which require adjustment or disclosure have been adjusted for or disclosed.
- All known actual or possible litigation and claims whose effects should be considered when preparing the financial statements have been disclosed to the auditor and accounted for and disclosed in accordance with the applicable financial reporting framework.
- The financial statements are free of material misstatements, including omissions. The effects of uncorrected misstatements identified during the audit are immaterial, both individually and in the aggregate, to the financial statements taken as a whole. Details of the one uncorrected misstatement is set out below:

- The Council currently allows for a full provision for doubtful debts against its income for contributions made to care home services where those contributions are made in the form of capital and a legal charge has been placed on a property owned by the resident, until such time as the income becomes collectable. At a value of £2.8m this sum is significant but not material to the accounts and further works needs to be undertaken to accurately establish an appropriate level at which the provision for doubtful debts should be set. Therefore the Council intends to correct the accounting for this income as part of the preparation of the 2022/23 accounts.

Representations by the Vale of Glamorgan Council

We acknowledge that the representations made by management, above, have been discussed with us.

We acknowledge our responsibility for the preparation of true and fair financial statements in accordance with the applicable financial reporting framework. The financial statements were approved by the Council on 30 January 2023.

We confirm that we have taken all the steps that we ought to have taken in order to make ourselves aware of any relevant audit information and to establish that it has been communicated to you. We confirm that, as far as we are aware, there is no relevant audit information of which you are unaware.

Signed by:

Signed by:

Chief Finance Officer (S151 Officer)

Chair of the Council – signed on behalf
of those charged with governance

Date: 30 January 2023

Date: 30 January 2023

Appendix 2

Proposed Audit Report

The independent auditor's report of the Auditor General for Wales to the members of the Vale of Glamorgan Council

Opinion on financial statements

I have audited the financial statements of:

- Vale of Glamorgan Council; and
- Vale of Glamorgan Council Group

for the year ended 31 March 2022 under the Public Audit (Wales) Act 2004.

The Vale of Glamorgan Council's financial statements comprise the Movement in Reserves Statement, the Comprehensive Income and Expenditure Statement, the Balance Sheet, the Cash Flow Statement, the Movement on the Housing Revenue Account Statement and the Housing Revenue Account Income and Expenditure Statement and the related notes, including a summary of significant accounting policies.

The Vale of Glamorgan's Group financial statements comprise the Group Movement in Reserves Statement, the Group Comprehensive Income and Expenditure Statement, the Group Balance Sheet and the Group Cash Flow Statement and the related notes, including a summary of significant accounting policies.

The financial reporting framework that has been applied in their preparation is applicable law and UK adopted international accounting standards as interpreted and adapted by the Code of Practice on Local Authority Accounting in the United Kingdom 2021-22.

In my opinion the financial statements:

- give a true and fair view of the financial position of the Vale of Glamorgan Council and the Vale of Glamorgan Council's Group as at 31 March 2022 and of its income and expenditure for the year then ended; and
- have been properly prepared in accordance with legislative requirements and UK adopted international accounting standards as interpreted and adapted by the Code of Practice on Local Authority Accounting in the United Kingdom 2021-22.

Basis of opinion

I conducted my audit in accordance with applicable law and International Standards on Auditing in the UK (ISAs (UK)) and Practice Note 10 'Audit of Financial Statements of Public Sector Entities in the United Kingdom'. My responsibilities under those standards are further described in the auditor's responsibilities for the audit of the financial statements section of my report. I am independent of the Vale of Glamorgan Council and the group in accordance with the ethical requirements that are relevant to my audit of the financial statements in the UK including the Financial Reporting Council's Ethical Standard, and I have fulfilled my other ethical responsibilities in accordance with these

requirements. I believe that the audit evidence I have obtained is sufficient and appropriate to provide a basis for my opinion.

Conclusions relating to going concern

In auditing the financial statements, I have concluded that the use of the going concern basis of accounting in the preparation of the financial statements is appropriate.

Based on the work I have performed, I have not identified any material uncertainties relating to events or conditions that, individually or collectively, may cast significant doubt on the Vale of Glamorgan Council and the group's ability to continue to adopt the going concern basis of accounting for a period of at least twelve months from when the financial statements are authorised for issue.

My responsibilities and the responsibilities of the responsible financial officer with respect to going concern are described in the relevant sections of this report.

Other Information

The other information comprises the information included in the annual report other than the financial statements and my auditor's report thereon. The Responsible Financial Officer is responsible for the other information contained within the annual report. My opinion on the financial statements does not cover the other information and, except to the extent otherwise explicitly stated in my report, I do not express any form of assurance conclusion thereon.

My responsibility is to read the other information and, in doing so, consider whether the other information is materially inconsistent with the financial statements or knowledge obtained in the course of the audit, or otherwise appears to be materially misstated. If I identify such material inconsistencies or apparent material misstatements, I am required to determine whether this gives rise to a material misstatement in the financial statements themselves. If, based on the work I have performed, I conclude that there is a material misstatement of this other information, I am required to report that fact.

I have nothing to report in this regard.

Report on other requirements

Opinion on other matters

In my opinion, based on the work undertaken in the course of my audit:

- the information contained in the Narrative Report for the financial year for which the financial statements are prepared is consistent with the financial statements and the Narrative Report has been prepared in accordance with the Code of Practice on Local Authority Accounting in the United Kingdom 2021-22;

- The information given in the Annual Governance Statement for the financial year for which the financial statements are prepared is consistent with the financial statements and the Annual Governance Statement has been prepared in accordance with guidance.

Matters on which I report by exception

In the light of the knowledge and understanding of the Vale of Glamorgan Council and group and its environment obtained in the course of the audit, I have not identified material misstatements in the Narrative Report or the Annual Governance Statement.

I have nothing to report in respect of the following matters, which I report to you, if, in my opinion:

- adequate accounting records have not been kept, or returns adequate for my audit have not been received from branches not visited by my team;
- the financial statements are not in agreement with the accounting records and returns; or
- I have not received all the information and explanations I require for my audit.

Responsibilities

Responsibilities of the responsible financial officer for the financial statements

As explained more fully in the Statement of Responsibilities for the Statement of Accounts, the responsible financial officer is responsible for the preparation of the statement of accounts, including the group financial statements, which give a true and fair view, and for such internal control as the responsible financial officer determines is necessary to enable the preparation of statements of accounts that are free from material misstatement, whether due to fraud or error.

In preparing the statement of accounts, the responsible financial officer is responsible for assessing the Vale of Glamorgan Council and group's ability to continue as a going concern, disclosing as applicable, matters related to going concern and using the going concern basis of accounting unless deemed inappropriate.

Auditor's responsibilities for the audit of the financial statements

My objectives are to obtain reasonable assurance about whether the financial statements as a whole are free from material misstatement, whether due to fraud or error, and to issue an auditor's report that includes my opinion. Reasonable assurance is a high level of assurance but is not a guarantee that an audit conducted in accordance with ISAs (UK) will always detect a material misstatement when it exists. Misstatements can arise from fraud or error and are considered material if, individually or in the aggregate, they could reasonably be expected to influence the economic decisions of users taken on the basis of these financial statements.

Irregularities, including fraud, are instances of non-compliance with laws and regulations. I design procedures in line with my responsibilities, outlined above, to detect material misstatements in respect of irregularities, including fraud.

My procedures included the following:

- Enquiring of management, internal audit and those charged with governance, including obtaining and reviewing supporting documentation relating to the Vale of Glamorgan Council and the group's policies and procedures concerned with:
 - identifying, evaluating and complying with laws and regulations and whether they were aware of any instances of non-compliance;
 - detecting and responding to the risks of fraud and whether they have knowledge of any actual, suspected or alleged fraud; and
 - the internal controls established to mitigate risks related to fraud or non-compliance with laws and regulations.
- Considering as an audit team how and where fraud might occur in the financial statements and any potential indicators of fraud. As part of this discussion, I identified potential for fraud in the following areas: revenue recognition and posting of unusual journals.
- Obtaining an understanding of the Vale of Glamorgan Council and the group's framework of authority as well as other legal and regulatory frameworks that the Council and group operates in, focusing on those laws and regulations that had a direct effect on the financial statements or that had a fundamental effect on the operations of the Council and the group.

In addition to the above, my procedures to respond to identified risks included the following:

- reviewing the financial statement disclosures and testing to supporting documentation to assess compliance with relevant laws and regulations discussed above;
- enquiring of management and legal advisors about actual and potential litigation and claims;
- reading minutes of meetings of those charged with governance;
- in addressing the risk of fraud through management override of controls, testing the appropriateness of journal entries and other adjustments; and
- assessing whether the judgements made in making accounting estimates are indicative of a potential bias; and evaluating the business rationale of any significant transactions that are unusual or outside the normal course of business.

I also communicated relevant identified laws and regulations and potential fraud risks to all audit team members and remained alert to any indications of fraud or non-compliance with laws and regulations throughout the audit.

The extent to which my procedures are capable of detecting irregularities, including fraud, is affected by the inherent difficulty in detecting irregularities, the effectiveness of the Vale of Glamorgan Council and the group's controls, and the nature, timing and extent of the audit procedures performed.

A further description of the auditor's responsibilities for the audit of the financial statements is located on the Financial Reporting Council's website www.frc.org.uk/auditorsresponsibilities. This description forms part of my auditor's report.

Certificate of completion of audit

I certify that I have completed the audit of the accounts of Vale of Glamorgan Council and the Vale of Glamorgan Council's Group in accordance with the requirements of the Public Audit (Wales) Act 2004 and the Auditor General for Wales' Code of Audit Practice.

Adrian Crompton
Auditor General for Wales
January 2023

24 Cathedral Road
Cardiff
CF11 9LJ

Appendix 3

Summary of Corrections Made

Some adjustments have been made to the Financial Statements as a result of our audit. These have been corrected by management. A summary of the most significant corrections made are summarised below.

Exhibit 2: summary of corrections made

Value of correction	Nature of correction
£4,151,000	Financial Instruments (Note 20) The short-term debtors figure stated in the note is overstated by £4.151 million as it includes an amount for a VAT debtor that should have been excluded. The accompanying narrative disclosures have also been amended as a result.
£483,000	Property Plant and Equipment (Note 16) We identified a number of vehicle and equipment assets that had been fully depreciated and disposed of, but had not been written out of the Council's asset register and were therefore incorrectly included in the Statement of Accounts. As these assets had been fully depreciated there were no associated book values included on the Council's balance sheet. As a result of the correction, the Gross Book Value and Accumulated Depreciation values disclosed within Note 16 were each reduced by £483,000.
N/A	Property Plant and Equipment (Note 16) In accordance with the recent update to the CIPFA/LASAAC Code and the introduction of a new statutory override, the draft accounts no longer disclose the Gross Book Value (GBV) and the accumulated depreciation values of the Council's infrastructure assets. A narrative disclosure note has been included to explain the rationale for not reporting this information.
£429,299	Debtors (Note 21) Classification errors across various debtor categories totaling £429,299 were identified within the disclosure note.

Value of correction	Nature of correction
N/A	<p>Senior Officer Remuneration Disclosures (Note 31) Narrative amendments have been made to the disclosure note.</p>
Various	<p>Capital accounting adjustment Several amendments have been made to various parts of the accounts concerning the accounting treatment of the sale of land to Transport for Wales that occurred at the end of March 2022. These adjustments impact on various parts of the accounts, including:</p> <ul style="list-style-type: none"> • Assets Held for Sale (Note 18) - Removal of all assets relating to the Transport for Wales transaction; and • Deferred capital receipt (Note 27) – decreased by £3.507m.
N/A	<p>Other narrative amendments Several other narrative and presentational amendments have been made to the financial Statements, including:</p> <ul style="list-style-type: none"> • Additional disclosures have been made to ensure the prior period adjustment has been disclosed in accordance with the Code; • The audit fee disclosure in Note 30 has been corrected; • The Joint Committees disclosure at Note 34 has been amended; and • Some small narrative amendments have been made to the Governance Statement.

Appendix 4

Recommendations

We set out below two recommendations arising from our audit with management's response to them. We will follow up these next year and include any outstanding issues in next year's audit report.

Exhibit 3: matter arising 1

Matter arising 1 – Accounting for residential care home charges	
Findings	Local Authorities charge fees for the provision of care home services. Contributions are, on occasions, made by the resident in the form of capital and a legal charge is placed on any property owned by the resident. Whilst the Council has recognised a debtor in its annual accounts concerning this outstanding care home income, at a value of £2.8 million, this debt has been fully provided for within the bad debt provision. In our view this is overly prudent as it is probable that a large proportion of this debt, albeit of an unknown value, is in fact recoverable and so should be recognised as such in the financial statements.
Priority	High
Recommendation	As part of 2022-23 accounts preparation, the Council should review the outstanding debt and undertake an analysis (for example based on previous debt recovery trends) to assess the expected likelihood of recovery to determine a more realistic bad debt provision.
Accepted in full by management	Yes
Management response	A review of historical collection rates has been carried out which indicates a Provision for Doubtful Debts of approximately 18% is required, as this will require additional income of approximately £2m to be recognised in the 22/23 accounts an indication of this

	change and sum has been included in the latest revenue monitoring report. This percentage will be reviewed and applied at 31st March 2023.
Implementation date	Immediate steps taken and full implementation as part of 2022/23 accounts.

Exhibit 4: matter arising 2

Matter arising 2: Classification within the Debtors disclosure note	
Findings	As recorded within Appendix 3 amendments, totalling £429,22K have been made to reclassify some debtors balances within Note 21.
Priority	Low
Recommendation	As the Code provides the Council with some discretion concerning the content of the note, the format of the disclosure note should be reviewed as part of the 2022-23 accounts production process to ensure the classification of the sub-balances are such so to minimise the risk of classification errors reoccurring.
Accepted in full by management	Yes
Management response	The nature of the classification errors made are of the nature that they were as a result of human error due to the extremely high quantity of reserve adjustments required as a result of the grants position in the 2021/22 accounts. A full review of Quality Assurance processes in this area and review of alternative options will be considered as part of the preparation of the 2022/23 accounts however we do not consider that alternative classifications would have prevented these errors from occurring.
Implementation date	To be reviewed as part of the preparation of the 2022/23 accounts.



Audit Wales

24 Cathedral Road

Cardiff CF11 9LJ

Tel: 029 2032 0500

Fax: 029 2032 0600

Textphone: 029 2032 0660

E-mail: info@audit.wales

Website: www.audit.wales

We welcome correspondence and telephone calls in Welsh and English.
Rydym yn croesawu gohebiaeth a galwadau ffôn yn Gymraeg a Saesneg.