

Meeting of:	<b>Planning Committee</b>
Date of Meeting:	<b>Wednesday, 24 March 2021</b>
Relevant Scrutiny Committee:	No Relevant Scrutiny Committee
Report Title:	Guide to Public Speaking at Planning Committee Review
Purpose of Report:	To advise Members of the review that has been undertaken and proposed updates to the Public Speaking Guide which is available to promote the Public Speaking function at Planning Committee meetings.
Report Owner:	Rob Thomas, Managing Director.
Responsible Officer:	Debbie Marles, Monitoring Officer/Head of Legal and Democratic Services.
Elected Member and Officer Consultation:	Councillor Jonathan Bird, Planning Committee Chairman Councillor Ben Gray, Planning Committee Vice-Chairman Marcus Goldsworthy, Head of Regeneration and Planning Jeff Rees, Operational Manager Democratic Services Tim Cousins, Information Manager Tom Bowring, Head of Policy and Business Transformation
Policy Framework:	This report is a matter for decision by the Council.
<p><b>Executive Summary:</b></p> <p>On the 17th December 2014, Full Council resolved that the Guide to Public Speaking at Planning Committee be approved and take affect from the 1st February 2015.</p> <p>A review of the guide has taken place and a suggested amended guide is now presented to the Planning Committee for its consideration for recommendation to Full Council for ratification on Monday 26th April 2021.</p> <p>In undertaking the review, consultation has been undertaken as outlined above together with consideration given to comments received as a result of feedback from public speakers at Planning Committee meetings and comments received following the review of the Council's Charter with Town and Community Councils.</p>	

## **Recommendations**

- 1.** T H A T the revised Guide to Public Speaking at Planning Committee ('the Guide'), attached at Appendix A to the report, be endorsed and referred to Full Council on 26th April 2021 for ratification subject to any amendments recommended by the Planning Committee.
- 2.** T H A T the Guide to Public Speaking at Planning Committee ('the Guide'), as approved by Full Council, take effect from Tuesday 11th May 2021.
- 3.** T H A T the arrangements for public speaking at Planning Committee be reviewed during the 2022 Local Government Election term.

## **Reasons for Recommendations**

- 1.** To ensure that the views of the Planning Committee are taken into account prior to final approval of 'the Guide' by Full Council.
- 2.** To ensure that the revised version of 'the Guide' is available to individuals who wish to speak at Planning Committee at the start of the 2021-22 Municipal Year.
- 3.** To monitor the effectiveness of the arrangements.

## **1. Background**

- 1.1** The Welsh Language (Wales) Measure 2011 made Welsh an official language in Wales meaning that both the language and therefore individuals wishing to converse in it are treated no less favourably than English. As a result of the Measure, the Welsh Language Standards came in to force for public bodies in Wales in 2016.
- 1.2** In December 2013, the Welsh Government (WG) published a draft Planning Bill entitled 'Positive Planning for a Better Wales'. An important part of the evidence gathering for the Bill was an Independent Advisory Group (IAG) report published in September 2012. Amongst its many findings, the report recognised the critical role of Planning Committees in the land use planning system and recommended that the workings of Planning Committees be made as efficient and effective as possible. In response to the IAG report, WG invited the Royal Town Planning Institute in Wales (RTPI Cymru) to draw together expertise to oversee a study into the operation of Planning Committees. The recommendations were considered by WG and incorporated into the consultation paper on the draft Planning Bill with the Planning Bill introduced in October 2014.
- 1.3** On the 17th December 2014, Full Council resolved that the Guide to Public Speaking at Planning Committee be approved and take affect from the 1st February 2015.

- 1.4** Following the Local Elections in May 2017, the start time of Planning Committee meetings was changed to 4pm. Following this change, the Guide document as uploaded to the Council's website was updated with the current version of the Guide attached at Appendix B.
- 1.5** On the 25th May 2018, a new European law called the General Data Protection Regulation (GDPR) came into force. The GDPR created some new rights for individuals and strengthened some of the rights that already existed under the Data Protection Act. Information is collated on individuals that register to speak for each Committee Meeting and therefore it is necessary for the Democratic Services Section to produce its own Privacy Notice as included at pages 6 - 9 of Appendix A.
- 1.6** On the 4th November 2019, the Vale of Glamorgan Cabinet endorsed the Charter between the Vale of Glamorgan Council and Town and Community Councils and subsequently a copy of the Charter was disseminated to all Town and Community Councils to seek their endorsement. Principle 6 of the Charter relates to Land Use Planning to ensure that Town and Community Councils know and understand their local area and must be able to comment effectively on planning matters. The Vale of Glamorgan Council must take an overview of the needs of the whole area and make decisions, taking local views into account. All commitments as set out within principle 6 have been reflected within the revised Guide (Appendix A).
- 1.7** A Covid-19 National Pandemic was declared in March 2020 which temporarily suspended meetings of the Committee until July 2020 when meetings resumed on a virtual basis. In line with the Local Authorities (Coronavirus)(Meetings)(Wales) Regulations 2020 as amended, a Remote Meeting Procedure was agreed via Emergency Powers and remains in place (Appendix C).

## **2. Key Issues for Consideration**

- 2.1** Members will note that the proposed arrangements for public speaking do not apply to Planning Committee site visits.
- 2.2** Following each meeting of the Planning Committee, all persons who registered to speak and in turn speak at the meeting are emailed with an electronic survey to gather feedback on the registering to speak process. The results of the survey are collated independently by the Council's Communications Team and provided to Democratic Services on a quarterly basis.
- 2.3** On a quarterly basis, the Survey Feedback is assessed by the Democratic Services Section and actioned upon in line with the Guide to Public Speaking.
- 2.4** Any individual who registered to speak but did not attend the meeting is not contacted following the meeting to request feedback.

- 2.5 All comments received to date via the multiple consultation avenues as set out above have been highlighted in purple text and included within Appendix A.
- 2.6 In light of the changes to GDPR legislation, feedback received from public speakers at historical meetings and as a result of the review of the Vale Council's Charter with Town and Community Council's it is therefore considered an appropriate time to review the Guide to Public speaking at Planning.
- 2.7 If endorsed, the updated Guide will continue to be available on the Council's Website and forwarded to all persons who register to speak in advance of the meeting.
- 2.8 The Remote Meeting Procedure has been collated using the current version of the Guide. Therefore, once the updated Guide is endorsed, the Remote Meeting Procedure will also be reviewed and published on the Council's website once approved.

### **3. How do proposals evidence the Five Ways of Working and contribute to our Well-being Objectives?**

- 3.1 The Council published its 2020 - 2025 Corporate Plan in March 2020 setting out the Council's priorities for the next five years with the continued vision for 'Strong Communities with a Bright Future.' The Public Speaking process and subsequent Guide therefore sit under the continued 'Open' value and Objective 1: To work with and for our communities of the new plan which sets out that activities will reflect the importance of effective involvement, communication and engagement to understand and respond to the diverse needs of the community.
- 3.2 The new Plan also sets out the Council's Well-being Objectives and reflects how the Council will contribute to the seven national well-being goals. Of the five ways of working as set out in the Well-being of Future Generations (Wales) Act 2015 (involvement, long-term, prevention, integration and collaboration) the Public Speaking process and subsequent guide best sits as an example of the Council's approach to involvement and collaboration in its work.

### **4. Resources and Legal Considerations**

#### **Financial**

- 4.1 There are no direct financial implications associated with this report.

#### **Employment**

- 4.2 There are no direct employment implications associated with this report. Changes to the guide are likely to result in longer Committee meetings and the

need to consider adequate staff cover for Committees to ensure the process runs efficiently.

### **Legal (Including Equalities)**

- 4.3** There are no direct legal implications associated with this report. The proposed amended Guide reflects current good practice and is designed to ensure a fair and consistent public speaking process.

## **5. Background Papers**

<https://www.valeofglamorgan.gov.uk/Documents/Committee%20Reports/Community%20Liaison/2020/20-01-28/TCC-Charter-Update.pdf>

<https://www.valeofglamorgan.gov.uk/Documents/Living/Planning/Guidance/17-06-01-Updated-Guide-to-Public-Speaking-at-Planning.pdf>

[https://www.valeofglamorgan.gov.uk/en/our\\_council/Council-Structure/minutes, agendas and reports/reports/planning/2015/15-01-15/Public-Speaking-at-Planning.aspx](https://www.valeofglamorgan.gov.uk/en/our_council/Council-Structure/minutes,_agendas_and_reports/reports/planning/2015/15-01-15/Public-Speaking-at-Planning.aspx)

[https://www.valeofglamorgan.gov.uk/en/our\\_council/Council-Structure/minutes, agendas and reports/reports/council/2014/14-12-17/Public-Speaking-at-Planning.aspx](https://www.valeofglamorgan.gov.uk/en/our_council/Council-Structure/minutes,_agendas_and_reports/reports/council/2014/14-12-17/Public-Speaking-at-Planning.aspx)



## Guide to Public Speaking at Planning Committee

The provisions within this document will also apply to all Planning Committee meetings that are determined by the Council / Chairman to take place on a virtual only or hybrid (i.e. remote attendance) basis.

### Written Representations on Planning Applications which are contained within the Agenda of the latest published meeting and which are to be determined by the Planning Committee

Wherever possible, objections or representations to planning applications should be made in writing. Written representations on planning applications received up until 12.00 noon on the day before Planning Committee (the Tuesday of Committee week where meetings are held on Wednesday) will be accepted and made available for public inspection. Written representations are welcome in both English and Welsh.

Representations received too late to be included in the committee report within the published agenda papers but received before 12 noon the day prior to the meeting day will be circulated to Planning Committee Members the evening before the Committee day and labelled as 'Matters Arising.' Hard copies of the Matters Arising will also be distributed at the meeting itself.

The Agenda Papers for the relevant meeting are published electronically one week before the day of the Committee Meeting before close of office hours i.e. 5pm the Wednesday before the Wednesday meeting and a hard copy is available the next morning (on the Thursday).

### Verbal Representations on Planning Applications which are contained within the Agenda of the latest published meeting and which are to be determined by the Planning Committee

There will be occasions when applicants or objectors, or both, may wish to make representations in person to the Planning Committee. Verbal representations are welcome in both English and Welsh. Any Representations will be heard by the Committee but, not debated upon. In such circumstances, the following procedure will apply:

It is necessary to have sufficient advance warning of speakers to gauge the likely overall public attendance and to offer support and advice to those unsure of how to

proceed and/or wishing to address the Committee in Welsh. It may also be necessary to resolve any issues regarding nominating a spokesperson and allowing that person a reasonable timeframe to co-ordinate their response.

Unless you specifically notify Democratic Services otherwise, in registering to speak, you consent to the Council forwarding your contact details to others (of the same opinion) who wish to speak in order to assist you to nominate a single spokesperson.

Please inform the Democratic Services Team, as soon as possible on 01446 709 855 or Democratic@valeofglamorgan.gov.uk, if you require any additional support to make your representations. For example, the use of a hearing loop.

The neighbour notification letter and the planning application acknowledgement letter will also both advise respondents and applicants of the right to speak at committee and it will be the responsibility of those wishing to speak to register.

Registrations to speak must be received by no later than 5.00pm, two clear working days prior to the Committee Meeting, for example, the Monday of Committee week where meetings are held on the Wednesday.

To register to speak you should complete the online form, which can be found at [www.valeofglamorgan.gov.uk/planningcommittee](http://www.valeofglamorgan.gov.uk/planningcommittee)

It is recognised that there will be individuals who will not have access to an electronic facility. Those individuals will be able to register to speak by telephone on 01446 709 855 (they will be asked to provide the same information required on the online form) and confirmation of their registration will be provided verbally during the telephone call.

Once you have submitted your Registration Form, you will receive an automatic confirmation email informing you that your registration has been successful. Once the Registration Deadline has passed, the Democratic Services Officer supporting the Committee will contact you to provide you with a copy of this guide.

A maximum period of six minutes will be allowed for those registered to speak for **and** against an application to address the Committee. This equates to a maximum of 12 minutes public speaking time per Planning Application.

Each individual speaker will ordinarily be allowed a maximum of three minutes to address the Committee, provided that those speaking for **and** against will be allocated the same amount of time in total. For example, in the event that two or more persons are registered to speak against an application, where there is only one person registered to speak in favour, he/she will be allocated six minutes to speak. This is to ensure that there is equality of time afforded to those speaking for and against any application.

If more than two people are registered to speak for or against, they are encouraged to nominate one spokesperson as the maximum 6 minutes will be allocated across all persons registered. An individual must be registered before they are able to transfer their allocated speaking time to a nominated spokesperson. The nominated spokesperson does not need to be registered.

If two or more speakers are registered to speak and no spokesperson is nominated or no agreement is made in respect of the amount of time to be allocated between the speakers then the 6 minutes will be split equally amongst all registered speakers.

If the full 6 minutes are allocated to 2 speakers but 1 of the individuals does not attend, withdraws during the course of the meeting and/or nominates their speaking time to the other registered speaker then the maximum time will revert to 3 minutes, unless there are 2 speakers in opposition. If there is only 1 speaker in opposition then the opposition speaking time will also revert to 3 minutes. The time limits will be strictly observed.

Example Table:

For	Individual's Allocation	Against	Individual's Allocation	Total Speaking Time
1 Speaker	3 minutes	1 Speaker	3 Minutes	6 Minutes
2 Speakers	3 Minutes each	1 Speaker 2 Speakers	6 Minutes 3 Minutes each	12 Minutes
3+ Speakers	6 Min/No of Speakers	1 Speaker 2 Speakers 3+ Speakers	6 Minutes 3 Minutes each 6 Min/No of Speakers	12 Minutes
Where there are 3 or more speakers registered to speak on one side it is recommended that a single spokesperson be nominated as the maximum speaking time of 12 minutes will have been reached and each individual's allocation of time will incrementally decrease.				

Those persons addressing the Committee will not be allowed to hand out any documentation to Members at the Committee meeting, and no facilities will be provided or made available for presentations.

### **Who can speak?**

Subject to compliance with the registration and procedural requirements set out in this guidance, the following persons are eligible to speak: -

- Objectors to the application or their representative.
- The Applicant or their representative.
- A Representative of a Town or Community Council; and



- Any Councillor elected to the Vale of Glamorgan Council not on the Planning Committee.

Please note that Vale of Glamorgan Elected Members are not required to register to speak and are afforded a maximum of 3 minutes speaking time irrelevant of the number of Members wishing to speak.

Town & Community Councillors must register to speak and are afforded a maximum of 3 minutes speaking time to represent their individual council irrelevant of other persons registered to speak. Only one representative from each Town and Community Council may speak on any given application. Where there are cross boundary applications being considered, Town and Community Councillors from each area will have 3 minutes speaking time at the Committee.

School Governors that have registered to speak either for or against a planning application relating to their school, should disclose their role as a School Governor to the Democratic Services Officer by midday the day before the Planning Committee meeting. Failure to inform the Democratic Services Officer before the Planning Committee meeting may affect a person's ability to speak.

### **Matters Considered Relevant**

Planning decisions should be made based on material planning considerations and should not be based on immaterial considerations. Speakers should have regard to this and can find further relevant information at [www.valeofglamorgan.gov.uk/planningcommittee](http://www.valeofglamorgan.gov.uk/planningcommittee)

### **Running Order of Committee**

The running order will be as follows (subject to the provisions set out above applying in the event of there being more than one person registered to speak for or against the application):

- At the meeting, the Planning Officer will present the report **and address any Matters Arising**.
- Those objecting to the application will be asked to make their representations. Those speaking will not be allowed to ask any questions of Officers or the Committee. Members of the Committee who wish to ask **any points of clarification** may do so at the end of the allocated speaking period, however, they should not interrupt or otherwise question the speaker(s) in any way.
- Any Vale of Glamorgan Councillor who is a Member of the Planning Committee but has declared an interest is entitled to speak as a Local Ward Member. Time limit of 3 minutes will apply. The Member will not be able to vote on the Planning Application itself.

- Any Councillors of the Vale of Glamorgan Council not on Planning Committee will then be entitled to address the Committee, subject to a time limit of three minutes per Councillor.
- Any Town and Community Council Representatives will then be entitled to address the committee, subject to a time limit of three minutes per Councillor.
- Those supporting the application will then be asked to make their representations. Those speaking will not be allowed to ask any questions of Officers or the Committee. Members of the Committee who wish to ask any points of clarification may do so at the end of the allocated speaking period, however, they should not interrupt or otherwise question the speaker(s) in any way.
- The Council's Officers may then comment on the representations made and the merits of the application.
- The Committee will proceed to debate the application and make a decision. The Planning Officer may be asked by the Chairman to address any issues raised during the debate. The minutes of the meeting will include the reasons for the decision.
- There will be no right of reply and no requirement for speaking to be "balanced" if there is no registered speaker in a certain slot.

N.B. Agents/Applicants are requested to consider the merits of speaking at the Committee meeting when the application is recommended for approval and where no one objecting has registered to speak.

### **Deferred Applications**

If an application is deferred at a committee meeting on the basis that further information and/or analysis is required, the same procedure for public speaking will apply when the application is considered at the subsequent Committee meeting(s). **Therefore, individuals who were registered to speak on an application that has been deferred by the Committee will need to re-register ahead of the next meeting when the application will be re-considered.**

### **Other information**

All parties who have registered to speak must arrive at the Committee meeting by 3.45 pm **at the latest** and inform the Democratic Services Officer of their arrival.

Please note that all Planning Committee Meetings are the subject of live web transmission ("webcasting").

This procedure does not apply to Planning Committee site visits, where no public speaking is allowed.

## **Privacy Notice for Democratic Services**

(This Privacy Notice is supplemental to the Council's Corporate Privacy Notice linked below)

[https://www.valeofglamorgan.gov.uk/en/our\\_council/Website-Privacy-Notice.aspx](https://www.valeofglamorgan.gov.uk/en/our_council/Website-Privacy-Notice.aspx)

This Privacy Notice is specifically for Democratic Services.

Democratic Services provides support and administration for the Council's Committee system in order for it to operate effectively.

In particular it:

- Organises and schedules meetings,
- Decides whether the meeting will be public,
- Issues public notices in relation to the meeting,
- Invites individuals to attend,
- Deals with correspondence received in relation to the business of the meeting,
- Deals with queries in relation to business of the meeting,
- Takes minutes of the relevant meeting,
- Issues agenda and minutes,
- Deals with any other issue relevant to the business of the meeting,
- Arranges for the retention of documents and reports relating to the Committee.

In the context of this notice the word meeting includes:

- Council meeting
- Council Sub Committee meeting
- Scrutiny Committee
- Scrutiny Sub Committee meeting
- Education Appeals Committee
- Audit Committee
- Any other meeting supported by Democratic Services

In order to promote open Government and Democracy most of the Council's meetings are held in public and accordingly anything discussed at those meetings will be public and any minutes, recordings or webcasts will also be public. There are some circumstances however where it is not appropriate for matters to be discussed in public, for instance the personal business of individuals or information that is financially/ commercially sensitive. The agenda of the meeting will make it clear how information is to be treated.

Accordingly, if you are:

- you are submitting information to be discussed at a Committee, or
- you are attending a Committee to speak, or
- you are submitting documents to a Committee, or
- you are submitting petitions to a Committee
- you are submitting representations to a Committee
- you are submitting or providing documents / petitions on behalf of others.

This information will be dealt with openly and in public unless the meeting, or part of the meeting, discussing it is not held in public in accordance with the exempt information provisions in the Council's Constitution

If you are obtaining information from third parties, you need to ensure that they understand the above and **consent** to their information to be put into the public domain. The Council may ask you to confirm this and information may not be further published unless we are satisfied that third parties have been made aware of this.

### **How do we collect information from you?**

We collect information from you when you visit [www.valeofglamorgan.gov.uk](http://www.valeofglamorgan.gov.uk). Also, when you contact us in writing, speak to us on the phone, email or talk to us face to face.

### **What types of information do we collect from you?**

In order to provide the service, the Council may need to process some or all of the following categories of personal information about members of the public or elected Members:

- Name and title
- Address
- Contact number
- Email address
- Comments in relation to Council business
- Special requirements to access meetings, including speaking in Welsh

### **How is your information used?**

In accordance with our public tasks the following applies:

- To be used at the meeting as set out above,
- When registering to speak at Committees, members of the public's details will be entered into a Council computer database.
- Any registrations to speak at Committee meetings and any information submitted to Councillors and Democratic Services may be shared with Council Officers and affiliated partners (e.g. organisations the Council works

with collaboratively to deliver services) for their professional observation and consideration.

- Any written correspondence received may be kept on file for future reference by the Council.
- Enable Members or Officers of the Council to investigate or assist with any issues which you may have raised. Also, so we can notify you of any updates.
- Refer your public representations across Committees in order to inform decision making.
- If your express permission is given, share with other members of the public who have registered to speak in order to nominate a spokesperson.

### Who has access to your information?

We will generally only share personal data with Vale of Glamorgan Council staff or elected Members who need it to perform their functions. However, as outlined above, if discussed in a public meeting the information will be publically available.

In addition, we may rely on a number of exemptions, which allow us to share information without needing to identify a lawful basis for the sharing and without needing to provide you with information about the sharing.

### Lawful bases

Our **lawful bases** for processing your personal information are:

- Consent.
- The processing is necessary for the performance of a task carried out by us in the public interest or in the exercise of authority vested in us.
- The processing is necessary in order to protect your vital interests or those of another individual.
- The processing is necessary for compliance with a legal obligation to which we are subject.

### What are your rights in relation to the personal data we process?

- **Access** – you can request copies of any of your personal information held by the Council.
- **Rectification** – you can ask us to correct any incorrect information.
- **Deletion** – you can ask us to delete your personal information. The Council can refuse to delete information if we have a lawful reason to keep this.
- **Portability** - you can ask us to transfer your personal data to different services or to you.

- **Right to object or restrict data processing** – you have the right to object to how your data is being used and how it is going to be used in the future.
- **Right to prevent automatic decisions** – you have the right to challenge a decision that affects you that has been made automatically without human intervention.

### **How long will we keep your information for?**

We keep and dispose of all records in line with our record retention schedule. Please contact the Democratic Services Department on 01446 709 855 or [Democratic@valeofglamorgan.gov.uk](mailto:Democratic@valeofglamorgan.gov.uk) for further information.

### **What security precautions are in place to protect the loss, misuse, or alteration of your information?**

We are strongly committed to data security and will take reasonable and appropriate steps to protect your personal information from unauthorised access, loss, misuse, alteration, or corruption. We have put in place physical, electronic, and managerial procedures to safeguard the information you provide to us. However, we cannot guarantee the security of any information you transmit to us. We recommend you take every precaution to protect your personal information.

### **Webcasting**

Please note that certain meetings of the Vale of Glamorgan Council will be webcast, you will be informed verbally if the meeting you are at will be. If it is then this means that you are being recorded both visually and in sound and that is made available on the internet. This is done for the purposes of supporting and promoting democratic engagement and public interest. We will retain the data for 6 years and then offer it to the archivist at the Glamorgan Records Office for permanent retention. You have the right to apply to access, rectify, restrict, object, or erase this data.

### **Complaints**

If you would like to make a complaint regarding the use of your personal data, you can contact our Data Protection Officer:

**By post:** Freedom of Information Unit  
Civic Offices, Holton Road, Barry, CF63 4RU.

**By phone:** 01446 700111.

**By email:** [DPO@valeofglamorgan.gov.uk](mailto:DPO@valeofglamorgan.gov.uk)

For independent advice about data protection, privacy and data sharing issues, you can contact the Information Commissioner's Officer (ICO) at [www.ico.org.uk](http://www.ico.org.uk)

## Guide to Public Speaking at Planning Committee

### **Representations on Planning Applications**

Wherever possible, objections or representations to planning applications should be made in writing. Written representations on planning applications received up until 12.00 noon on the day before Planning Committee will be accepted and made available for public inspection. Those representations received too late to be referred to in the committee report will be circulated to Planning Committee Members the evening before the Committee and hard copies will be distributed at the meeting

### **Public Speaking**

There will be occasions when applicants or objectors, or both, may wish to make representations in person to the Planning Committee. In such circumstances, the following procedure will apply:

### **Notification to Speak**

It is necessary to have sufficient advance warning of speakers to gauge the likely overall public attendance, to prepare enough copies of agendas and to offer support and advice to those unsure of how to proceed. It may also be necessary to resolve any issues regarding nominating a lead speaker and those persons will need a reasonable timeframe to co-ordinate their response.

Unless you specifically notify us otherwise, in registering to speak, you consent to the Council forwarding your contact details to others (of the same opinion) who wish to speak in order to assist you to nominate a single spokesperson.

The neighbour notification letters and the planning application acknowledgement letter will both advise respondents and applicants of the right to speak at committee and it will be the responsibility of those wishing to speak to register to speak.

Therefore, requests to speak must be received no later than 5.00 pm, two clear working days (the Tuesday of Committee week where meetings are held on Thursday) prior to the committee.

To register your interest you should complete the online form, which can be found at [www.valeofglamorgan.gov.uk/planningcommittee](http://www.valeofglamorgan.gov.uk/planningcommittee)



It is recognised that there will be individuals who will not have access to an electronic facility. Those individuals will be able to register to speak by telephone on 01446 709144 (they will be asked to provide the same information required in the online form).

### **Procedure**

Each individual speaker will be allowed no more than 3 minutes to address the Committee, provided that (regardless of the number of speakers) those speaking for **and** against will be allocated the same amount of time in total. For example, in the event that two or more persons are registered to speak against an application, where there is only one person registered to speak in favour, he/she will be allocated 6 minutes to speak. This is to ensure that there is equality of time afforded to those speaking for and against any application.

A maximum period of 6 minutes will be allowed for those registered to speak for **or** against an application to address the Committee. If more than one person is registered to speak for or against, they are encouraged to nominate one spokesperson. Otherwise, the 6 minutes allocated will be split evenly between those persons registered to speak. The time limits will be strictly observed.

Those persons addressing the Committee will not be allowed to hand out any documentation to Members at Committee, and no facilities will be provided or available for presentations.

NB This procedure applies equally to Town and Community Councillors, who must also register to speak in accordance with the guidance.

### **Who can speak?**

Subject to compliance with the registration and procedural requirements set out in this guidance, the following persons are eligible to speak:-

Objectors to the application or their representative;

The applicant or their representative;

A representative of a Town or Community Council;

Any Councillor elected to the Vale of Glamorgan Council not on Planning Committee

(N.B. Vale of Glamorgan Council Members are not required to register to speak).

### **Matters Considered Relevant**

Planning decisions should be made based on material planning considerations and should not be based on immaterial considerations. Speakers should have regard to this and can find further relevant information at [www.valeofglamorgan.gov.uk/planningcommittee](http://www.valeofglamorgan.gov.uk/planningcommittee)



## **Running Order of Committee**

The running order will be as follows (subject to the provisions set out above applying in the event of there being more than one person registered to speak for or against the application) :

- At the meeting, the Planning Officer will present the report.
- Those objecting to the applications will be asked to make their representations. Those speaking will not be allowed to ask any questions of officers or the Committee. Members of the Committee who wish to ask questions of clarification may do so at the end of the allocated period, however, they should not interrupt or otherwise question the speaker(s) in any way.
- Any Councillors of the Vale of Glamorgan Council not on Planning Committee will then be entitled to address the Committee, subject to a time limit of 3 minutes per Councillor
- Those supporting the application will then be asked to make their representations. Those speaking will not be allowed to ask any questions of officers or the Committee. Members of the Committee who wish to ask questions of clarification may do so at the end of the allocated period, however, they should not interrupt or otherwise question the speaker(s) in any way.
- The Council's Officers may then comment on the representations made and the merits of the application.
- The Committee will proceed to debate the application and make a decision. The Planning Officer may be asked by the Chairman to address any issues raised during the debate. The minutes of the meeting will include the reasons for the decision.
- There will be no right of reply and no requirement for speaking to be "balanced" if there is no registered speaker in a certain slot.

## **Deferred Applications**

If an application is deferred at a committee meeting on the basis that further information and / or analysis is required, the same procedure for public speaking will apply when the application is considered at the subsequent Committee meeting(s).

## **Other information**

All parties who have registered to speak must arrive at the committee meeting by 3.45 p.m. and inform the Democratic Services Officer of their arrival.

Please note that all Planning Committee Meetings are the subject of live web transmission ("webcasting")

This procedure does not apply to Planning Committee site visits, where no public speaking is allowed.



## THE VALE OF GLAMORGAN COUNCIL

### PLANNING COMMITTEE - PROCEDURE

This procedure has been issued in response to the Coronavirus (COVID-19) pandemic and regulations. It applies to the process around the Planning Committee and will continue to do so until 30<sup>th</sup> April 2021 unless withdrawn earlier pursuant to a decision of the Planning Committee or Managing Director under his Emergency Powers. The content is based on guidance issued by the Welsh Government.

Issued: June 2020

FOR FURTHER INFORMATION PLEASE CONTACT:  
DEMOCRATIC SERVICES (01446) 709856  
E-MAIL: [DEMOCRATIC@VALEOFGLAMORGAN.GOV.UK](mailto:DEMOCRATIC@VALEOFGLAMORGAN.GOV.UK)

## **Contents**

<b>INTRODUCTION.....</b>	<b>3</b>
<b>OBJECTIVES OF THE PLANNING PROCESS DURING THE CORONAVIRUS (COVID-19) OUTBREAK .....</b>	<b>3</b>
<b>Planning Committee Membership:.....</b>	<b>4</b>
<b>Role of the Democratic Services Officer to the Planning Committee meeting. ....</b>	<b>4</b>
<b>Notice of Meeting/Agenda send out.....</b>	<b>5</b>
<b>Site Visits .....</b>	<b>5</b>
<b>Matters Arising (formerly known as Late Representations) .....</b>	<b>5</b>
<b>Public Speaking/Written Representation at Planning Committee meetings remotely.....</b>	<b>5</b>
<b>Registering to speak at Planning Committee remotely.....</b>	<b>5</b>
<b>Written Representations .....</b>	<b>6</b>
<b>Remote meeting attendance.....</b>	<b>6</b>
<b>PARTICIPATION GUIDANCE .....</b>	<b>7</b>
<b>The Meeting.....</b>	<b>7</b>
<b>Preparing for the Meeting – Practical Arrangements .....</b>	<b>7</b>
<b>GoTo Meeting – application guidance .....</b>	<b>7</b>
<b>Order of meeting and procedure.....</b>	<b>10</b>
<b>NOTES: .....</b>	<b>11</b>
<b>TECHNICAL GUIDANCE (FOR ACCESSING AND USING THE GOTOMEETING APPLICATION).....</b>	<b>12</b>
<b>SECTION (i) - Accessing GoToMeeting on a Computer or Laptop.....</b>	<b>12</b>
<b>SECTION (ii) - Accessing GoToMeeting on a Mobile Device .....</b>	<b>16</b>
<b>SECTION (iii) - Accessing GoToMeeting via a Telephone Call .....</b>	<b>18</b>

## INTRODUCTION

Please note that the (Coronavirus) (Meetings) (Wales) Regulations 2020 states that substitutions of Members on Planning Committee are now permitted until 30 April 2021. Also, public access to documents, agendas etc. will be electronic (the existing timelines still apply), and the requirement to give access to meetings is suspended until 30 April 2021.

However, the Planning Committee will still be required to have a quorum of 50% of its membership (9 members in the Vale of Glamorgan Council) and to include no more than one Member from each ward, as per The Size and Composition of Local Planning Authorities Committees (Wales) Regulations 2017.

The Coronavirus Act Regulations mean that measures have to be put in place for the determination of planning applications which cannot be dealt with under the Scheme of Delegation to Officers and are not deemed appropriate to be dealt with pursuant to the Managing Director's Emergency Powers.

What these mean for the Planning Committee is that they may decide to hold a meeting using remote access provided:

- All parties can fully present their case;
- Each person participating has access to an electronic device to permit them to **hear and be heard**, and where possible use a live video link to also see and be seen.

The 2020 regulations relax some of the current requirements however the Council will continue to maintain its obligations around natural justice and procedural fairness.

### **OBJECTIVES OF THE PLANNING PROCESS DURING THE CORONAVIRUS (COVID-19) OUTBREAK**

The Planning Committee, with delegated powers

- (1) To deal with all matters relating to development control, including planning applications.
- (2) To deal with all matters relating to building control, including dangerous and dilapidated buildings and structures, and trees.
- (3) To consider and determine applications for modification of the Definitive Map and Statement made under Section 53 of the Wildlife and Countryside Act 1981 and any statutory modifications made thereunder.

## **Planning Committee Membership:**

The Planning Committee of the Council consists of 17 members, as outlined below.

Where wards have more than one elected member, only one member may sit on the Planning Committee, in order to allow other ward members to perform the representative role for local community interests.

Chairman: Councillor Jonathan Bird;

Vice-Chairman: Councillor Ben Gray;

Councillors: Lis Burnett, Christine Cave, Pamela Drake, Vince Driscoll, Stewart Edwards, Nic Hodges, Ian Johnson, Gordon Kemp, Peter King, Andrew Parker, Leighton Rowlands, Neil Thomas, Margaret Wilkinson, Eddie Williams and Marguerita Wright.

The Officers who support the Planning Committee are:

- Marcus Goldsworthy – Head of Regeneration and Planning (Based at The Docks Office) (01446) 704630 [MJGoldsworthy@valeofglamorgan.gov.uk](mailto:MJGoldsworthy@valeofglamorgan.gov.uk)
- Victoria Robinson – Operational Manager for Planning and Building Control (Based at The Docks Office) (01446) 704661  
[VLRobinson@valeofglamorgan.gov.uk](mailto:VLRobinson@valeofglamorgan.gov.uk)
- Sarah Feist, Ian Robinson and Stephen Butler (Principal Planners) (Based at The Docks Office) (01446) 704690 [sjfeist@valeofglamorgan.gov.uk](mailto:sjfeist@valeofglamorgan.gov.uk), (01446) 704777 [IRobinson@valeofglamorgan.gov.uk](mailto:IRobinson@valeofglamorgan.gov.uk) and (01446) 704624  
[SButler@valeofglamorgan.gov.uk](mailto:SButler@valeofglamorgan.gov.uk)
- James Docherty – Principal Lawyer (Based in Civic) (01446) 709781  
[jdocherty@valeofglamorgan.gov.uk](mailto:jdocherty@valeofglamorgan.gov.uk)
- Jennifer Butler – Senior Lawyer (Based in Civic) (01446) 704454  
[jbutler@valeofglamorgan.gov.uk](mailto:jbutler@valeofglamorgan.gov.uk)
- Elaine Edgerton – Business Support Supervisor (Based at The Docks Office). The Business Support Supervisor will supply Democratic Services with the Planning Committee agenda papers as well as any Matters Arising (01446) 704657 [EEEdgerton@valeofglamorgan.gov.uk](mailto:EEEdgerton@valeofglamorgan.gov.uk)

In some circumstances technical and/or other officers from the Council, such as Mike Clogg (Operational Manager – Highways and Engineering) will attend the meetings to answer specific technical issues of an application.

## **Role of the Democratic Services Officer to the Planning Committee meeting.**

Each Planning Committee meeting has the services of a **Democratic Services Officer**, whose responsibility it is to ensure that all administrative arrangements for the meeting are made including minute taking, and that they are undertaken in accordance with the regulations and to offer advice on procedure. There are no changes to the current role or responsibilities under this procedure. **(Please note that, with an increased demand to hold meetings remotely, a second Democratic Officer may also be deployed in order to assist with the technical requirements of the meeting).**

## **Notice of Meeting/Agenda send out**

Planning Committee Meetings are usually held on a Wednesday starting at 4pm.

Agendas and reports for the meetings will usually be despatched within **five working days**, prior to the meeting. The agenda/notice of meeting is also uploaded to the Vale of Glamorgan website at the same time where possible.

All agendas which are subject to Access to Information legislation are translated into Welsh.

## **Site Visits**

Any site visits, if agreed, will be undertaken in line with Welsh Government guidance. Given this guidance is for the duration of the pandemic site visits are to be avoided given the current circumstances and that it would not be appropriate for meetings to be arranged on or adjacent to a site. As an alternative, Members can use Google Earth or other similar tool or may be able to view the site themselves at their leisure possibly from a car (however this should only be done having regard to current WG guidance on essential journeys etc). Another option is for the planning officer to record a site visit (on video) that is then played to the committee. This presupposes however, that it is safe for an officer to undertake the site visit within social distancing guidelines.

## **Matters Arising (formerly known as Late Representations)**

The deadline for these is 12 noon, on the day before the meeting and are usually provided to Democratic Services by the Planning Department. The Planning Department will email matters arising/late representations to all Vale of Glamorgan members and Democratic Services will email the documents to Members of the Planning Committee and those registered to speak.

## **Public Speaking/Written Representation at Planning Committee meetings remotely**

This procedure relates to the provision for remote meetings. There is currently provision for public speaking at Planning Committees in person at the Committee and/or written representations. Link to the guide to public speaking:

<http://www.valeofglamorgan.gov.uk/Documents/Living/Planning/Guidance/Guide-Public-Speaking-Planning-Committee.pdf>

## **Registering to speak at Planning Committee remotely**

The Register to Speak form will be available on the Vale of Glamorgan Council website from 8.30am on the day following the despatch of the agenda and will close at 5pm two days prior to the meeting (for example if the meeting takes place on a

Wednesday, the form will be available from 8.30am on the Thursday and will close 5pm on the Monday before the meeting).

If an individual has **not registered to speak** on an application within the above timeframe they will **not be allowed to speak**. However, if a person **has registered in time but subsequently cannot attend**, a **nominated person can be allowed to speak** in that person's place if we are given **prior notice in writing/email and it is approved by the Planning Committee Chairman**. **There are no exceptions to these.**

Members of the Vale Council, not on the Planning Committee, **do not** need to register to speak **but due to the 'remote' online nature of the meeting, Members will need to inform Democratic Services of their intention to attend and/or speak at the meeting in order to access this.**

A representative of the relevant Town or Community Council will be required to register to speak.

As members of the public are able to speak at a Vale of Glamorgan Council Planning Committee meeting any Vale of Glamorgan Council Councillor, even with a prejudicial/personal interest, will also have the right to speak. The ability to vote as a Vale of Glamorgan Council Member of the Planning Committee will depend on whether the Standards Committee has granted a dispensation to vote. It should be noted that the Member will be allocated **3 minutes** in line with other Vale Councillors who are not members of the Committee. **The Member(s) should leave the meeting as soon as they have made their representations.**

### **Written Representations**

Please note that if a member of the public does not wish to speak in the meeting then they can submit a written copy of their speech (via email to [democratic@valeofglamorgan.gov.uk](mailto:democratic@valeofglamorgan.gov.uk)) after following the registration and deadline procedures in the section [above](#). These comments (which will be read out by an Officer at the Committee) should take **no longer than 3 mins** to read out – if they go over the allotted time, the Officer reading them will be asked to stop.

We would also strongly advise any members of the **Public and Town and Community Councillors who register to speak** to provide the Democratic Services Officer(s) with a **written transcript** of what they intend to say in case they lose connection or cannot connect to the meeting on the day and thereby ensuring that their comments are considered by the Committee.

### **Remote meeting attendance**

Having regard to the current pandemic and the provision for remote meetings the Council will undertake the Planning Committee meeting via a **remote mechanism**. The current platform of choice being the **"Go to Meeting"** software application. However, this may be subject to change, prior to a meeting, via another application. All will be informed within reasonable time, prior to the meeting, of any change in the remote meeting provision as below: -

- **The public** – via the Council website
- **Members of the Vale of Glamorgan Council** - via internal email and the website
- **All taking part in the meeting** – via email, or telephone or website

Ahead of the day of the meeting, the Democratic Services Officer will contact **all parties** (Members, Officers and the public who have registered to speak) via email and/ or text to provide a **hyperlink and or telephone number** to be used to access a **videoconference meeting at a date and time previously specified in the Notice of Meeting/Agenda.**

**Subject to any technical issues the meeting will be recorded via the “Go to meeting” facility and uploaded to the Council website following the meeting.**

## **PARTICIPATION GUIDANCE**

### **The Meeting.**

In order for meetings to run, efficiently, effectively and smoothly, the meetings will be managed by the Chairman. There are some suggested practical arrangements below, but it is important to note that through the facility of remote attendance, those taking part will be seen (where possible) and heard throughout the broadcast and it is therefore important to conduct oneself as if the meeting was being held in public. Matters / requests to speak, etc. need to be brought forward via the Chair and speakers should speak in turn / when invited to do so by the Chairman in order to avoid blurred conversation / discussion, so as to keep matters as clear as possible.

### **Preparing for the Meeting – Practical Arrangements**

Immediately prior to the meeting, all participants will need to make sure that they are ready to take part productively via the **GoToMeeting Application** or any other format they are advised of.

**N.B. Officers and Members please note that personal or corporate devices may be used in order to access the meeting.**

**Councillors, Officers and others should confirm their attendance and any substitutes (if appropriate) in advance of the meeting so that officers are aware of who should be in attendance.**

### **GoTo Meeting – application guidance**

- Before the date of the meeting, visit <https://support.goto.com/meeting/system-check> on the device you plan to use. This will confirm whether your device is fully



compatible with the system or not. If the tool advises your internet-enabled device won't support GoToMeeting, you will be able to dial in via a standard telephone call (see Section [iii] of the attached technological guidance).

- If **multiple devices are available to you (such as a phone and a laptop)**, we recommend using the device with the **biggest screen**, as this will be the one that most likely gives you an option to see all participants, rather than being restricted to only viewing the participant who is currently speaking.
- Take some time before the date of the meeting to familiarise yourself with where the **microphone and headphone plug-in** is on your device, as knowing where to find these will be helpful if you are required to speak more loudly and/or hear more clearly. The best audio quality will likely be achieved by plugging a **separate microphone into the device** – most modern headphone sets include a microphone.
- Make sure before the meeting starts that your equipment is **fully charged or has the capacity to charge** without impeding your audio/visual settings while the meeting is ongoing. Keeping your device plugged in to a power source if possible as this will give you confidence that the battery will last for the duration of the meeting.
- Please take some time to consider where you'll be able to **make yourself comfortable** so that you can focus on the discussion at hand.
- If **participating with video**, where possible it is best to try and find a space with a **plain background**. Other participants may find it distracting to see photos or shelves full of books or ornaments in the background. Also **consider lighting** – if a light source is behind you in the shot your face will likely end up looking darker on screen. Equally, too strong a light in front of you might have a 'bleaching' effect. Most devices will allow you to **access your camera ahead of the meeting** so you can identify where best to position yourself.
- If participating **with video**, aim to position your device appropriately so that your **head and shoulders are in the shot** (similar to a passport photo).
- Know how to **announce your presence by turning your microphone on and off again**.
- Make sure that you can **easily view any necessary documentation**.
- If **referring to a document** during the meeting, please be **specific regarding which Appendix it is** in as well as the **page number** and please **allow time for others to locate the same document**.
- Have a **pen and paper ready to use**. Conversation won't flow as naturally as it would with people in the room together, and the **Chairman will be moderating the order in which participants speak**. You may therefore find it helpful to **take**

**notes of any points you would like to make** so you can refer back to them when it is your turn to speak.

- **Before the meeting starts**, please ensure that **any other nearby electronic devices are set to silent, or mute notifications on the device you're using**. If you experience **interference during the call**, this could be **caused by other devices nearby** so you may want to turn off any other devices or remove them from the same room as you.
- We ask that you take steps **to join the meeting** (see [technical guidance below](#) for instructions) **ten – fifteen minutes prior to the start of the meeting**, which will allow the Democratic Services Officer time to assist with any difficulties if needed.
- If you are not currently speaking, **please mute your microphone**. This will help to reduce the level of disruptive and distracting background noise and assist all participants in meeting one another as clearly as possible. Instructions regarding how to mute and un-mute your microphone can be found in the [technical guidance below](#).
- If you wish to speak, please indicate this **via the Chat function** on GoToMeeting and wait until the Chairman asks you to speak. If a question is asked of one participant directly, that participant will be the first person afforded an opportunity to respond. **It is crucial that all participants respect this process and listen to the Chairman to ensure everyone has a fair opportunity to make their points without being talked over**. If any participant repeatedly disregards this process and **talks over** other participants without waiting for the Chairman to confirm it is their turn, the **Democratic Services Officer** will be able to **mute their microphone**.
- When speaking, **don't shout**. The Democratic Services Officer will advise if your volume of speech is too low, it will usually require participants to **either move closer to their microphone or to adjust their microphone/volume settings**.
- Please try and remember that **not all participants** will have the same **visual access to the meeting**. There is an **option to dial in on a telephone call rather than use a screen**, and **not all participants** will have **access to a camera**. It's therefore important that **all participants communicate as much as possible verbally**, as not everyone will be able to see gestures or facial expressions. The **Democratic Services Officer will confirm at the start of the meeting** which participants have **screen access** and whether **any aren't visible on camera**.
- **Members of the Planning Committee** should only vote on the recommendation / decision if they have been **able to hear and understand all of the debate** and information provided clearly. **The Chairman will remind all Members of this prior to the vote**.
- If the **connection becomes too slow**, the Democratic Services Officer will ask all participants to **turn their cameras off** for a short amount of time to allow 'GoToMeeting' time to **speed the connection up again**. If this problem recurs, the Democratic Services Officer will ask all participants to turn their cameras off, and

**only turn them on when it is their turn to speak.** Instructions regarding how to turn your camera on and off can be found in the [technical guidance](#) below.

- Know what to do if **your equipment fails, have a phone number to hand to call in case of technical difficulties.** At any point there may be issues with internet connections or computer failures.
- If required, for example, if members, etc. are unable to connect to the meeting or lose connection to the meeting (and therefore the Committee **stops being quorate**), the Committee may **adjourn the meeting** where considered necessary (either on a temporary or permanent basis).
- With reference to the previous point, **Officers** should establish a clear “**fallback plan**” so people know what to do in the event of a widespread failure. For example, switching over to the **telephone function on GoTo Meetings or the use of another remote meeting application, such as ‘Zoom’.** **Similarly, a written copy of comments to be made by someone registered to speak on an application should be provided to officers prior to the meeting in case they lose connection or are unable to connect.**

### **Order of meeting and procedure.**

**Step 1:** The Chairman to read out a declaration on the meeting being held virtually and that a recording of this will be available to the public after the meeting has been held.

**Step 2:** Officers and Members to introduce themselves at the start of the meeting for the benefit of applicants/objectors and the public (for the recording to be uploaded).

**Step 3:** Approval of the previous meeting’s minutes for accuracy purposes only.

**Step 4: “Apologies for absence”,** in the main, are known in advance as Members contact to advise they are unable to attend.

**Step 5:** All agendas will have **Declaration of Interests** as a standing item for Members to consider if they have an interest on an agenda item.

**Step 6:** Meetings are only likely to be held to take decisions on **urgent and business critical issues** until the pandemic subsides. Research and reports (for example those from the Managing Director and Head of Regeneration and Planning) will be limited and will have to be prioritised according to business need. Therefore, **the running order or schedule of the Planning Committee’s agendas maybe very different from normal.**

**Step 7: Planning Applications** (please also see the [guidance for public speaking \(pdf\)](#) which goes into the steps and running order of this on the Vale of Glamorgan Council website):

- (i) At the meeting, the **Planning Officer(s)** will present the report.
- (ii) Those **objecting to the applications** will be asked to make their representations. Those speaking will not be allowed to ask any questions of officers or the Committee. **Members of the Committee** who wish to raise

points of clarification may do so at the end of the allocated period, however, they should not interrupt or otherwise question the speaker(s) in any way. (Please note that each individual speaker will be allowed no more than **3 minutes** to address the Committee, provided that (regardless of the number of speakers) those speaking for and against will be allocated the same amount of time in total. For example, in the event that two or more persons are registered to speak against an application, where there is only one person registered to speak in favour, he/she will be allocated **6 minutes to speak**. This is to ensure that there is equality of time afforded to those speaking for and against any application).

- (iii) Any Councillors of the Vale of Glamorgan Council **not on the Planning Committee** will then be entitled to address the Committee, subject to a time limit of **3 minutes** per Councillor.
- (iv) A representative of the relevant **Town or Community Council** will then be entitled to address the Committee, subject to a time limit of 3 minutes per councillor.
- (v) Those **supporting the application** will then be asked to make their representations. Those speaking will not be allowed to ask any questions of officers or the Committee. Members of the Committee who wish to ask questions of clarification may do so at the end of the allocated period, however, they should not interrupt or otherwise question the speaker(s) in any way.
- (vi) The **Council's Officers** may then comment on the representations made.
- (vii) The **Committee** will proceed to **debate the application and make a decision**. The **Planning Officer** may be asked by the **Chairman** to address any issues raised during the debate. The **minutes of the meeting will include the reasons for the decision**.
- (viii) **Please note** there will be no right of reply and no requirement for speaking/representation to be "balanced" if there is no speaker/written representation in a certain slot.

## **NOTES:**

### ***Adjournments***

*The Committee may adjourn the meeting where considered necessary - for example, technical difficulties or if no longer quorate.*

### ***Part II***

*After moving into private session where confidential matters are to be discussed under Part II, the Chairman will:*

- *Ensure that applicants, objectors, other members of the public have left the meeting;*
- *Ask all who remain to ensure that there is no one else present who would be able to hear the proceedings.*

## ***Disruptive Behaviour***

*If a member of the public interrupt's proceedings, the Chairman will warn the person concerned. If they continue to interrupt, the Chairman will order their removal from the meeting.*

***NB – for the purposes of this procedure, references to the Democratic Services Officer also include an additional Democratic Services Officer who may be assisting with the technology or other areas at the meeting.***

## **TECHNICAL GUIDANCE (FOR ACCESSING AND USING THE GOTOMEETING APPLICATION).**

*The Democratic Services Officer(s) will be available to provide assistance with the following steps on the day of the meeting, however please note that they will **not** be able to assist you with technical matters relating to your **specific device**. (Please note that if an alternative format to GoTo Meeting is used, all parties will be notified accordingly).*

*To check whether your device is compatible with **GoToMeeting**, please use your chosen device and access <https://support.goto.com/meeting/system-check>. If your device is not compatible, please refer to Section (iii) below.*

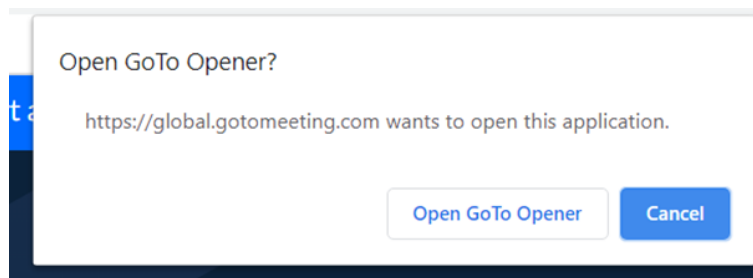
### **SECTION (i) - Accessing GoToMeeting on a Computer or Laptop**

1. The Democratic Services Officer will have sent you, in advance of the meeting, a URL link to a GoToMeeting 'meeting', and a 9-digit Access Code, either via email or text. The link will look similar to this:

<https://global.gotomeeting.com/join/557310877>

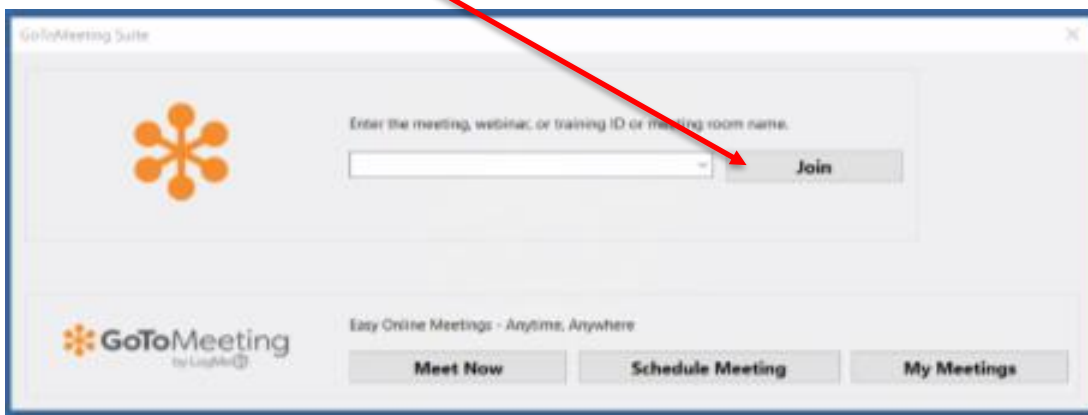
2. Upon receiving notification from the Democratic Services Officer advising when the meeting is ready to start, **click this link**, or enter it manually into your internet browser (e.g. Internet Explorer, Google Chrome, Safari). The Democratic Services Officer will also provide you with a **password** to access the meeting at this time.

3. Your computer/laptop will then prompt you to run *GoToOpener* software, it'll look similar to this:



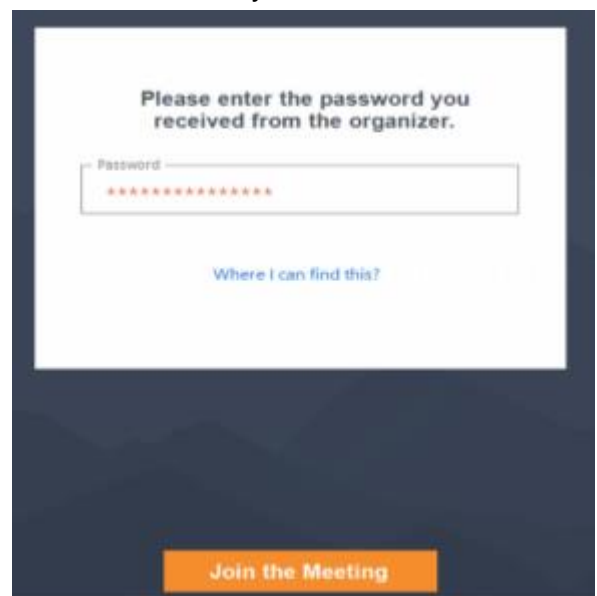
4. Confirm that you are happy for the software to run, and it will start downloading and installing. This shouldn't take more than a minute or so.  
*Please note you will be able to uninstall any software downloaded once the meeting has finished.*

**Alternatively**, you can visit <https://global.gotomeeting.com/install> ahead of the meeting date and install the app in readiness. Once it's time for you to join the meeting, open up the app, type the previously provided 9-digit Access Code into the space provided and click Join.



5. You will be prompted to enter a password, as seen here. Once you have done this please click 'join meeting'.

The Democratic Services Officer will provide the password to you:

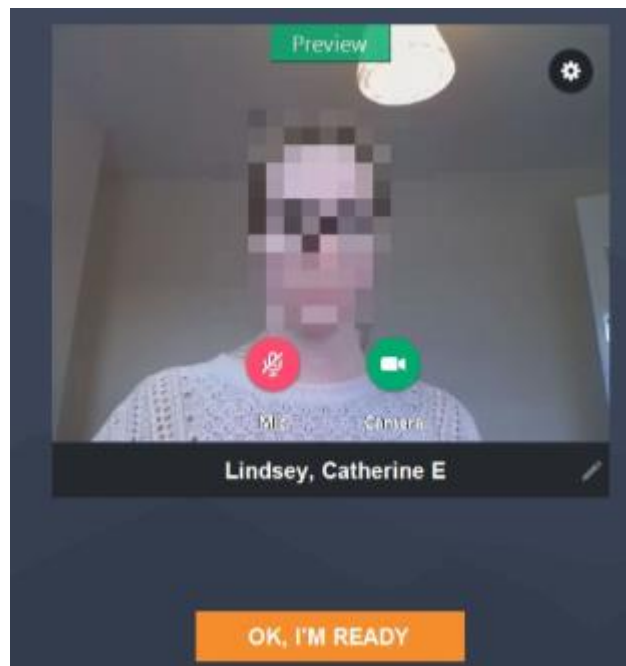


6. During this time, GoToMeeting will have opened up as an app and will be accessible in your taskbar (or dock if using an Apple device), as seen below. If you find yourself having lost the GoToMeeting screen, as first port of call check your taskbar/dock and see if you can click back on to it from there.

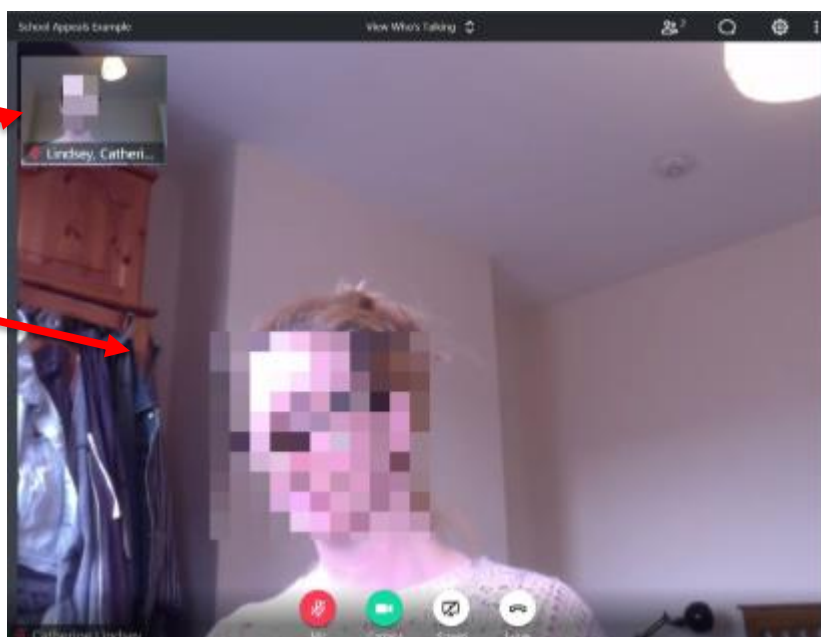


7. You will be asked to select your audio options (please click 'Computer' and then 'Save and Continue') and confirm your microphone and speaker settings. Generally GoToMeeting will automatically pick the best options available, however if you have other options you'd prefer to use please indicate your preference by using the dropdown menus and click 'Save and Continue' once happy.

8. GoToMeeting will then give a preview of how you will appear on other participants' screens once you have joined. To turn your camera on/off before joining the meeting, please click the icon labelled 'Camera' until happy. Once ready to join the meeting, please click 'OK, I'm ready' to continue. *You are not obliged to use your camera and may participate in the meeting via audio alone. However, we would advise that meetings work best when all participants are able to see one another, if possible.*

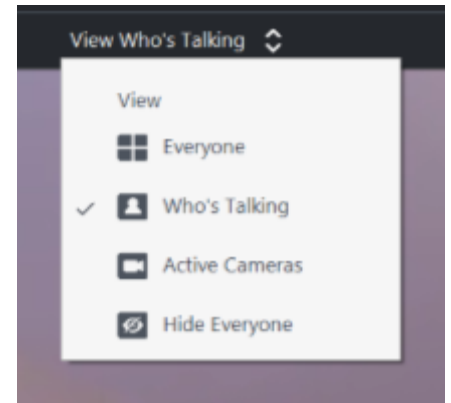


9. Once connected, this is how your screen will be set out. Your own camera will display in a box with your name displayed, and other participants filling the rest of the screen. GoToMeeting may prompt you with some introductory instructions regarding meeting controls. Feel free to read or skip these – all important functions will be covered below.





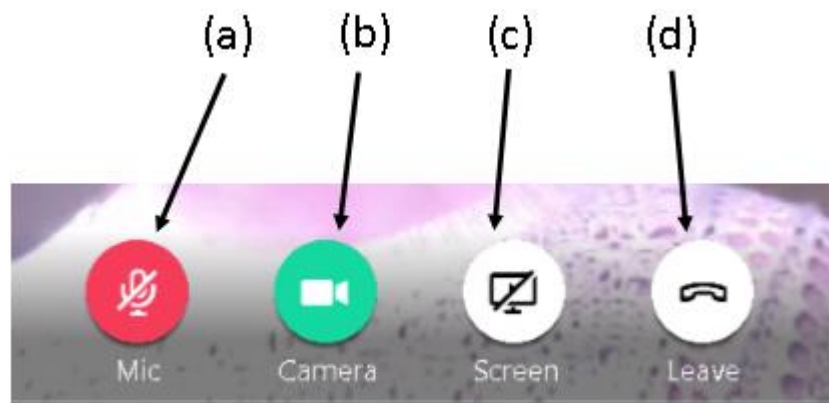
10. Depending on your preference, you can use the dropdown menu 'View Who's Talking' in the top centre of your screen to decide whether you would like to view all participants simultaneously ('Everyone'), or for the screen to swap to display the participant who is currently speaking ('Who's Talking').



11. The main meeting controls that participants should be aware of are as follows:

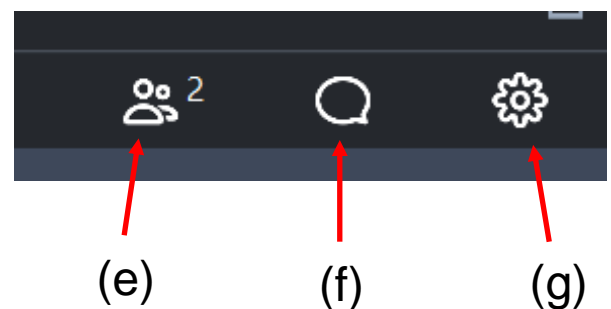
- (a) Microphone – click this icon to mute/unmute yourself in line with the [participation guidance above](#). You are muted when the icon shows as red with a diagonal line through it (as shown), and unmuted when the icon is green.
- (b) Camera – click this icon to share/disable your camera.
- (c) Share Screen – please ignore this function and do not click the icon.
- (d) Leave meeting – please only click this icon once the Chairman has confirmed that the meeting has concluded.

*These icons will display in the bottom centre of your screen. Should they vanish, please hover your mouse over this area and they'll reappear.*



12. Clicking the icons in the top right corner of your screen will let you access the following.

- (e) Attendees – a list of currently connected participants.
- (f) Chat – allows you to send direct instant messages to all or individual participants by typing and clicking 'enter'. Please only use as instructed in the [participation guidance above](#).
- (g) Settings – will allow you to adjust various settings.





13. Once the Chairman has advised that the meeting has concluded, participants should leave the meeting by clicking icon (d) in the main controls.

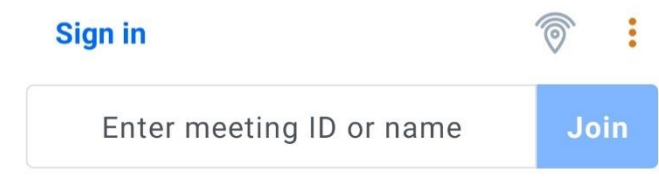
## **SECTION (ii) - Accessing GoToMeeting on a Mobile Device**

1. The Democratic Services Officer will have sent you, in advance of the meeting, a URL link to a GoToMeeting 'meeting', and a 9-digit Access Code, either via email or text. The link will look similar to this:

<https://global.gotomeeting.com/join/557310877>

2. Upon receiving notification from the Democratic Services Officer advising when the meeting is ready to start, **click this link**. The Democratic Services Officer will also provide you with a **password** to access the meeting at this time.

3 Clicking the link, your mobile device will prompt you to download the GoToMeeting app. Please do this as you would with other apps, and once the app has opened, enter the 9-digit Access Code into the space provided and click 'Join'

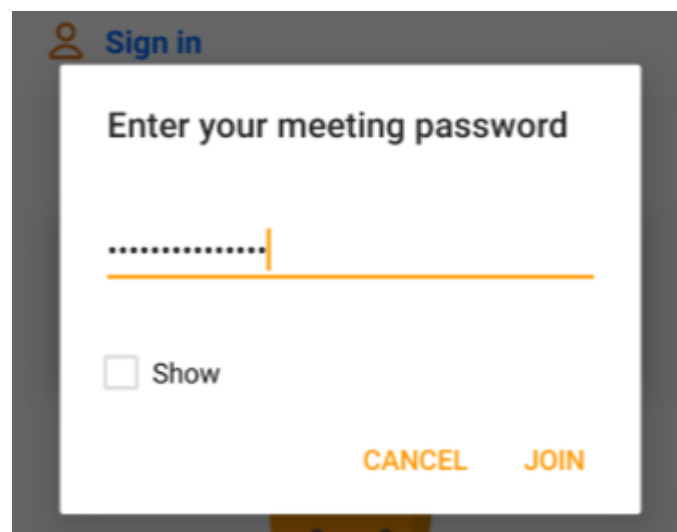


**Alternatively**, you can download the app ahead of your meeting date. Search for GoToMeeting on your device's app store (Google Play for Android or App Store for iOS) and download the app. Once you have received the call from the Democratic Services Officer to join the meeting, please open the app and proceed to enter the Access Code into the space provided as above.

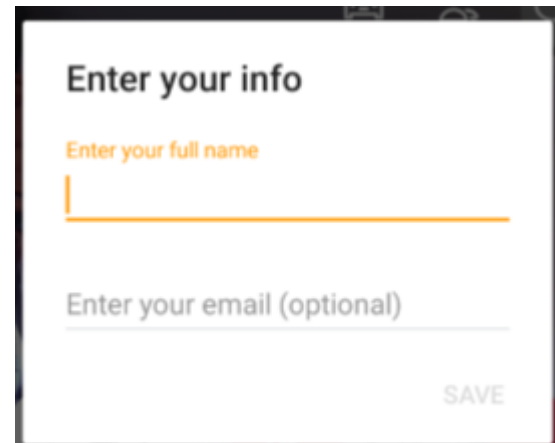
4. You will be prompted to enter a password, as seen here. Once you have done this please click 'Join'.

The Democratic Services Officer will provide the password to you.


5. When prompted please allow GoToMeeting access to your mobile device's audio. *Your device may refer to this as 'recording' your audio - please note that the meeting **will be recorded**.*



6. When prompted under 'Enter your info' please enter your full name and click 'Save'. Whatever you enter here will be how your name is displayed to all other participants.

A screenshot of a mobile application form titled "Enter your info". The form has two input fields: "Enter your full name" with an orange underline, and "Enter your email (optional)" with a grey underline. A "SAVE" button is located in the bottom right corner.

7. Once you have joined the meeting, your camera and microphone will not be turned on automatically. You will need to click the 'Camera' and 'Microphone' icons at the bottom of the screen. If these icons are not showing straight away, tap the screen once and the main meeting control icons should appear.



8. Before your camera shares with other participants you will be shown a preview of the display from your camera—please click 'Share' to begin sharing with other participants.

9. Once connected, this is how your screen will be set out. Your own camera will display in a small isolated box, with other participants in the main body of the screen. Depending on the size/make of your device, you will either be able to see multiple participants, or the participant who is currently speaking will automatically display.

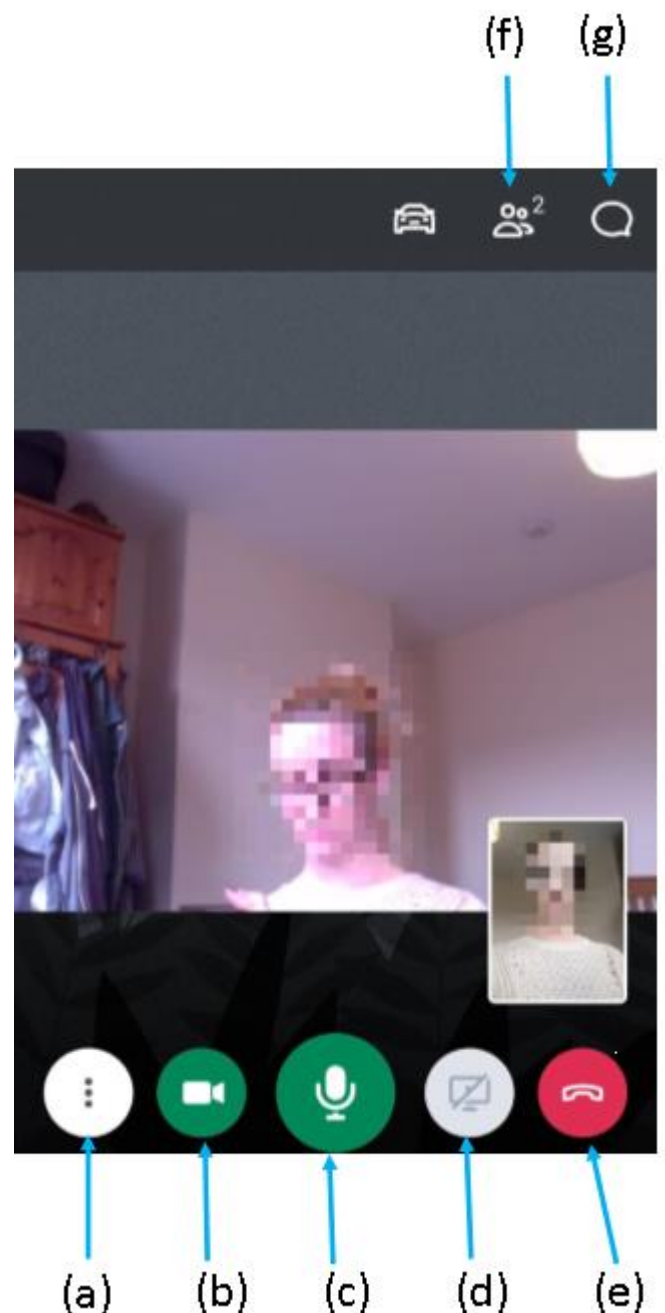
10. The main meeting controls that participants should be aware of are as follows:

- (a) More options—this will allow you to alter various settings.
- (b) Microphone – click this icon to mute/unmute yourself in line with the [participation guidance above](#). You are muted when the icon shows as red with a diagonal line through it (as shown).
- (c) Camera – click this icon to enable/disable your camera.
- (d) Share Screen – please ignore this function and do not click the icon.
- (e) Leave meeting – please only click this icon once the Chairman has confirmed that the meeting has concluded.

*These icons will display in the bottom centre of your screen. Should they vanish, please tap this area of your screen once and they should re-appear.*

11. Other controls available are:

- (f) Attendees – a list of currently connected participants.
- (g) Chat – allows you to send direct instant messages to all participants. Please only use as instructed in the [participation guidance above](#).



12. Once the Chairman has advised that the meeting has concluded, participants should leave the meeting by clicking icon (e) in the main controls.

### **SECTION (iii) - Accessing GoToMeeting via a Telephone Call**

1. The Democratic Services Officer will have provided, in advance of the meeting, a telephone number for you to call to gain access to the meeting, along with a 9-digit Access Code.

**2.** After dialling and connecting, you will be asked to enter an Access Code followed by the hash sign (#) using your phone's keypad.

Please use the 9-digit code previously provided to you by the Democratic Services Officer.

**3.** When asked to enter an Audio PIN, please immediately enter the hash sign (#) to be connected to the meeting.

**4.** Most telephones (whether mobile or landline) will have the capacity to mute their microphones, however it will vary depending on the device. For most mobile phones it'll be an option on the screen while the call is ongoing. For landlines it is less predictable, it'll likely be a function on the main body of the machine (as opposed) to the receiver. We suggest you spend some time familiarising yourself with how to mute your device before the meeting starts.

**5.** Once the Chairman has advised that the meeting has concluded, please disconnect from the call.