




# South Wales Fire & Rescue Authority

# Welcome



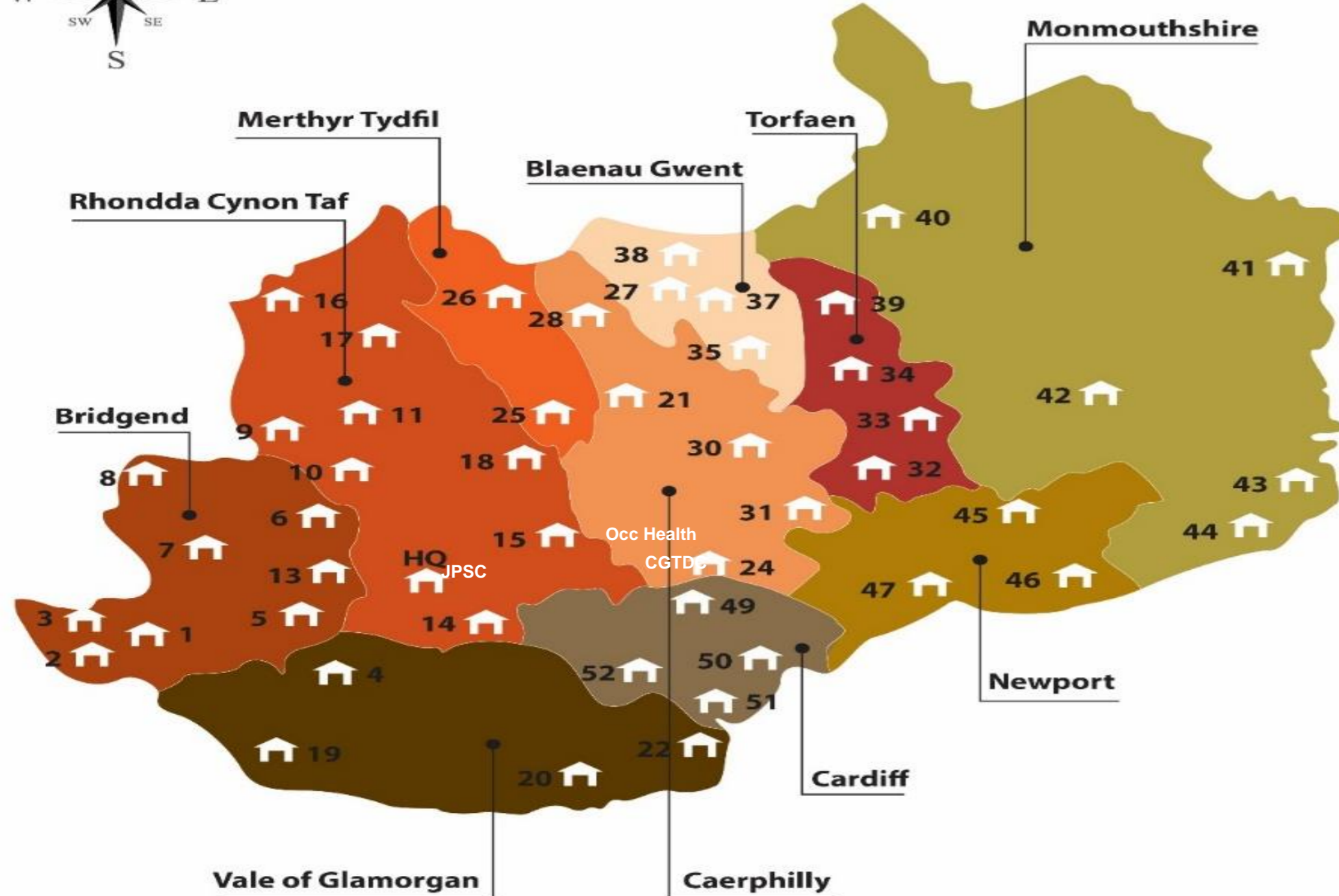
# SOUTH WALES FIRE AND RESCUE SERVICE - FIRE STATIONS



Gwasanaeth Tân ac Achub  
De Cymru



South Wales  
Fire and Rescue Service



## Bridgend

01	Bridgend	WDS/OCDS
02	Porthcawl	OCDS
03	Kenfig Hill	OCDS
05	Pencoed	OCDS
06	Ogmore Vale	OCDS
07	Pontycymmer	OCDS
08	Maesteg	WDS/OCDS

## Rhondda Cynon Taf

09	Treorchy	OCDS
10	Tonypanydy	WDS/OCDS
11	Ferndale	OCDS
13	Gilfach Goch	OCDS
14	Pontyclun	OCDS
15	Pontypridd	WDS/OCDS
16	Hirwaun	OCDS
17	Aberdare	WDS/OCDS
18	Abercynon	OCDS

## Vale of Glamorgan

04	Cowbridge	OCDS
19	Llantwit Major	OCDS
20	Barry	WDS/OCDS
22	Penarth	WDS

## Caerphilly

21	Aberbargoed	WDS/OCDS
24	Caerphilly	WDS/OCDS
28	Rhymney	OCDS
30	Abercarn	OCDS
31	Risca	OCDS

## Merthyr Tydfil

25	Treharris	OCDS
26	Merthyr Tydfil	WDS/OCDS

## Blaenau Gwent

27	Tredegar	OCDS
35	Abertillery	OCDS
37	Ebbw Vale	WDS
38	Brynmawr	OCDS

## Torfaen

32	Cwmbran	WDS
33	New Inn	WDS
34	Abersychan	OCDS
39	Blaenavon	OCDS

## Monmouthshire

40	Abergavenny	OCDS
41	Monmouth	OCDS
42	Usk	OCDS
43	Chepstow	OCDS
44	Caldicot	OCDS

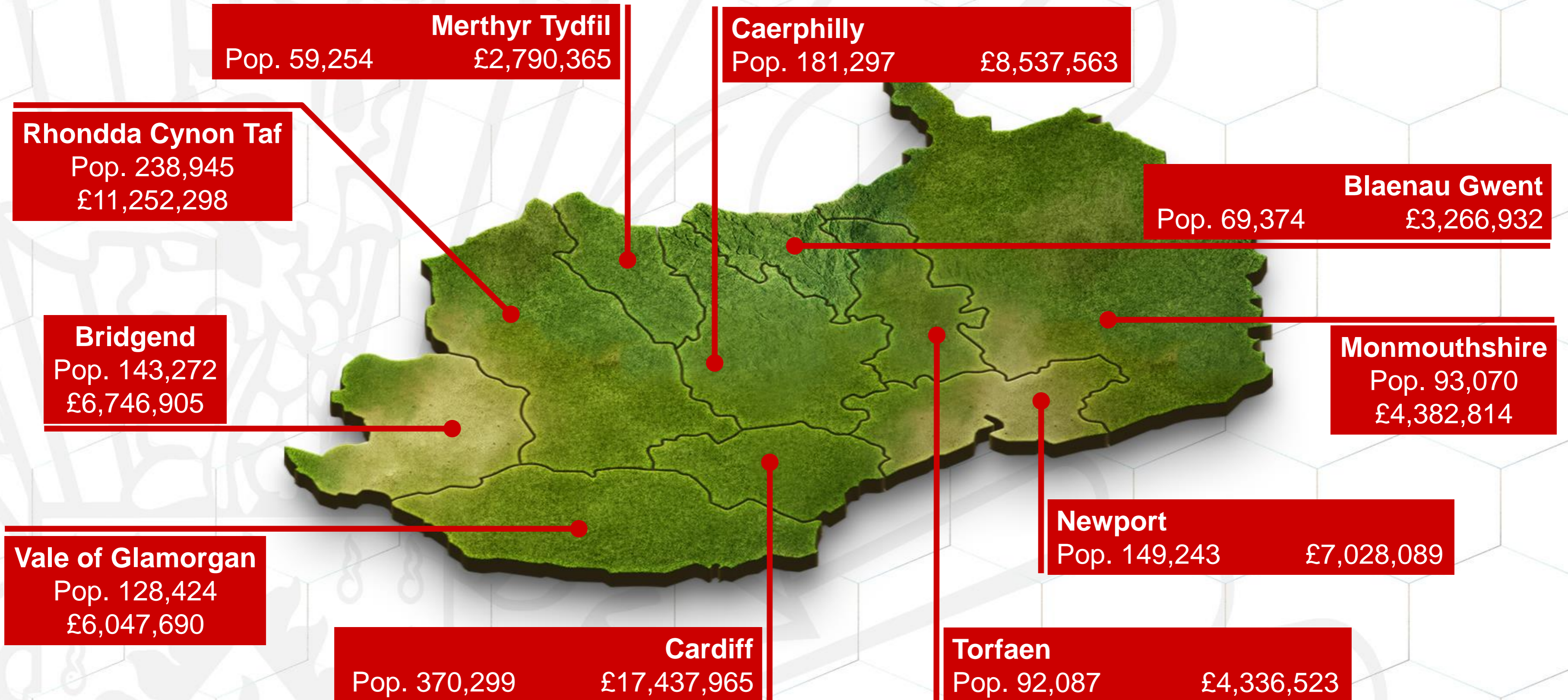
## Newport

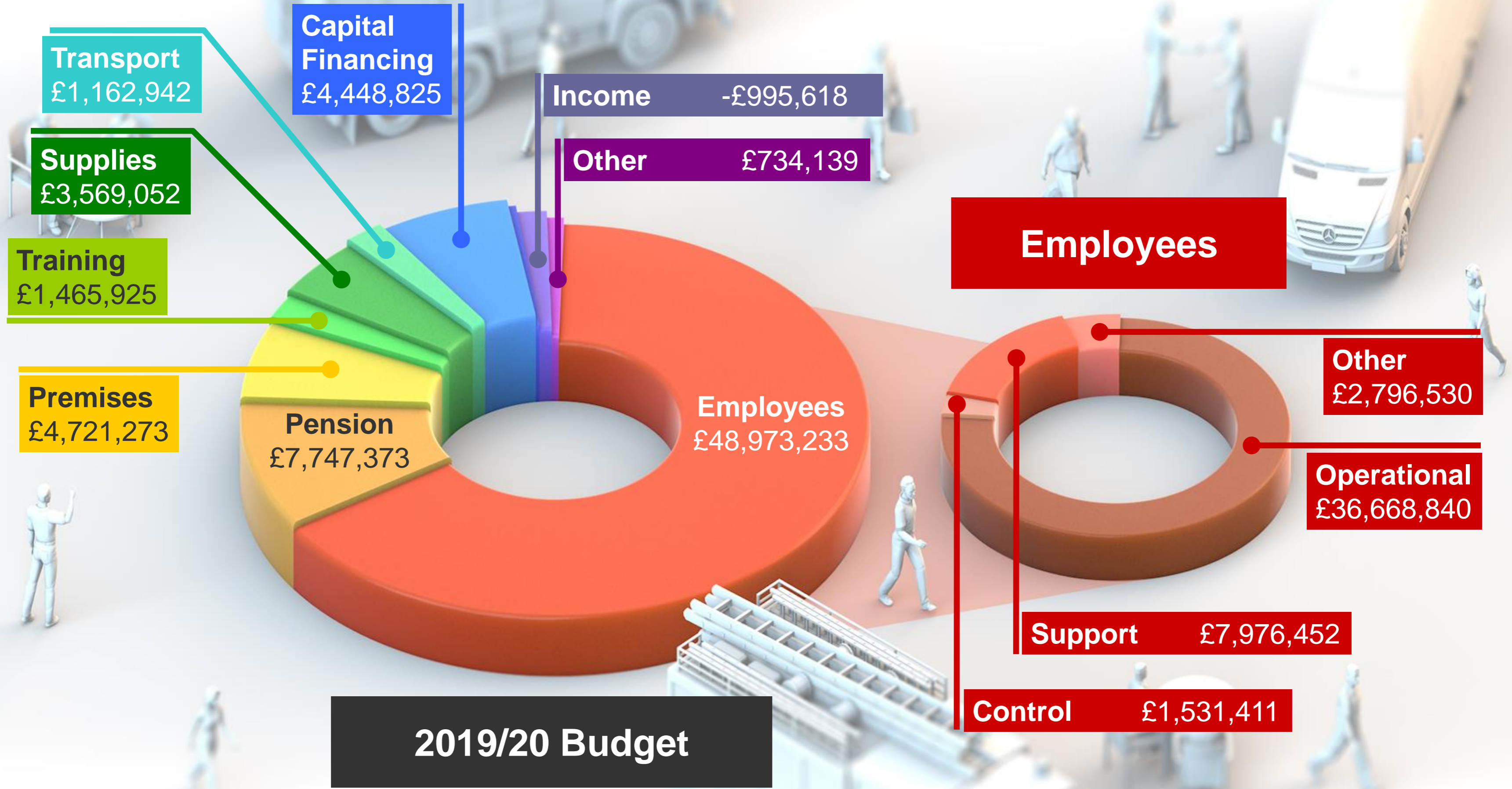
45	Malpas	WDS
46	Maindee	WDS
47	Duffryn	WDS

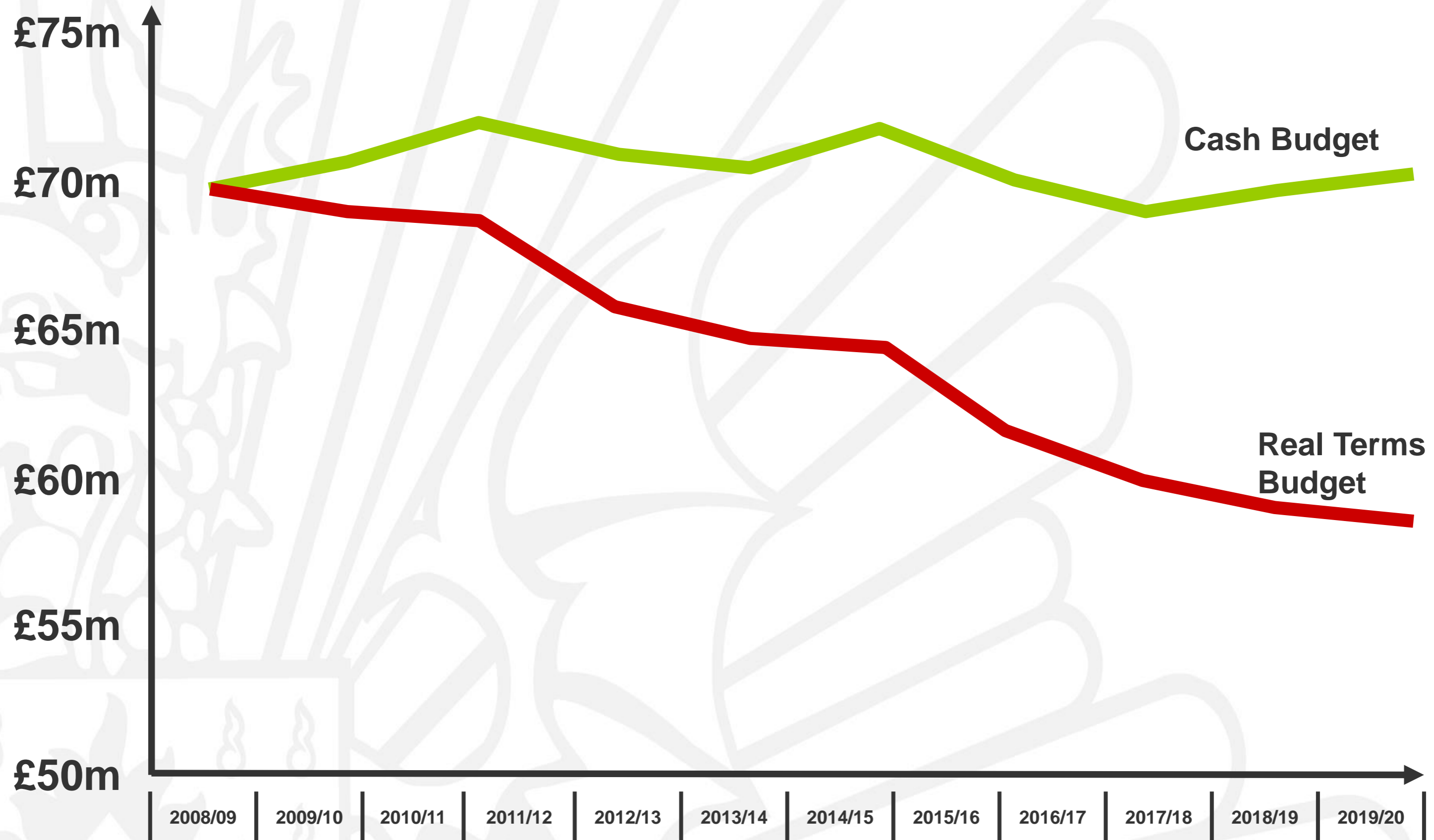
## Cardiff

49	Whitchurch	WDS
50	Roath	WDS
51	Cardiff Central	WDS
52	Ely	WDS

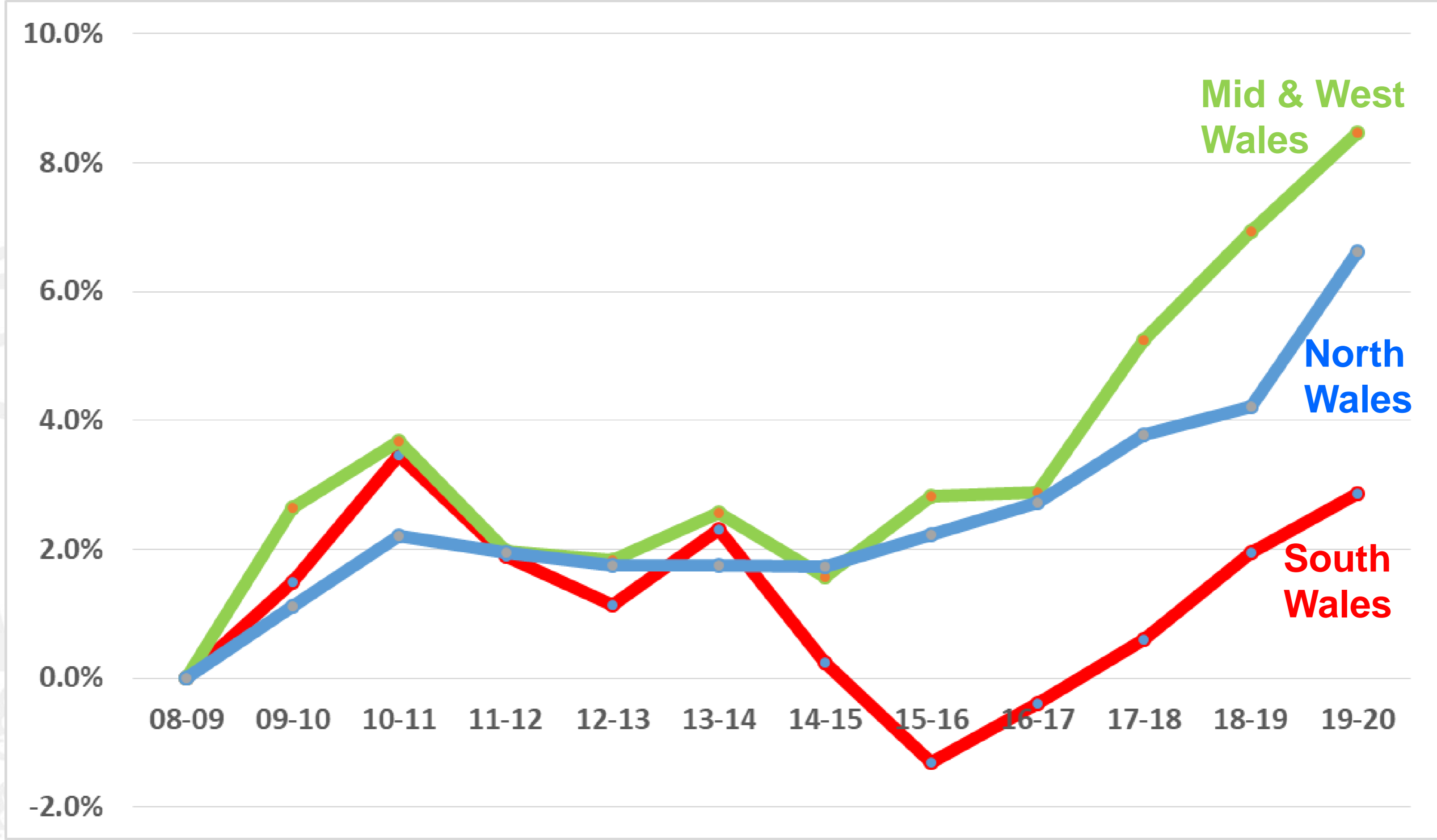
# SWFRS Unitary Authorities







# Net Revenue Budget Change



**Cumulative Change in cash budgets in Welsh FRAs**

# Fire Authority Funding 19/20

<b>Constituent Council Funding</b>	<b>£'000</b>
<b>Total contributions</b>	<b>71,827</b>

<b>Welsh Government Grants</b>	<b>£'000</b>
Community Safety	546
National Resilience	1,567
Pension - Scape Funding	3,087
Firelink / ESN	632
<b>Total Revenue Grants</b>	<b>5,832</b>

# Budget Pressures

<b>SWFRS Budget</b>	<b>£m</b>	<b>%</b>
Pay inflation at 2%	+1.0	
Premises (rates, repairs and energy)	+0.8	
Equipment Renewal	+0.1	
Auxiliary cover	+0.1	
Capital financing	+0.5	
<b>Total Cost pressures</b>	<b>+2.5</b>	<b>+3.4</b>

**Budget assumes a £0.4m efficiency saving on staffing each year**

**All other inflation absorbed within existing budgets**






**Current projected overspend of £0.9m absorbed**

<b>Pension Grant Welsh Government</b>	<b>£m</b>	<b>%</b>
Fully funded costs		+3.4
Funding as per 19/20	+0.8	+4.5
Cessation of grant	+3.8	+8.7

**All other grants assumed to continue from Welsh Government**



# Risks Within South Wales Area

-  Train station
-  Airport
-  Power Station
-  Hospital
-  Brynglas Tunnels
-  Royal Mint
-  Reservoir
-  Principality Stadium



# Risk Reduction



# Operational Response



# Grenfell and our High Rise Living Team



**NFCC**  
National Fire  
Chiefs Council



Llywodraeth Cymru  
Welsh Government



**CFOA**  
Chief Fire Officers  
Association



















CRE V·GWIR IN THESE STONES  
FEL GWYDR·HORIZONS  
O F WRNAIS·AWENSING



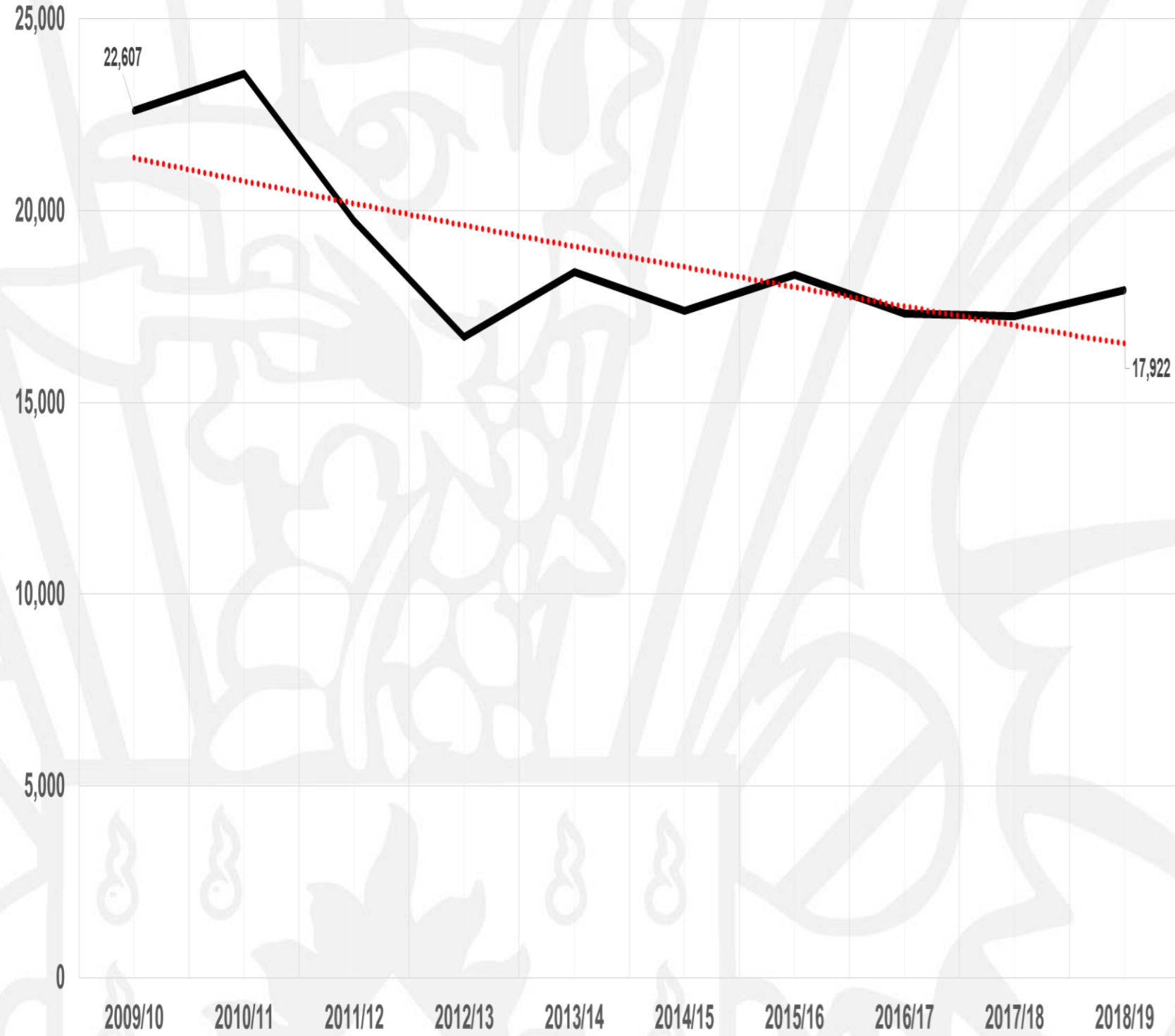
Gwasanaeth Tân ac Achub  
De Cymru

South Wales  
Fire and Rescue Service

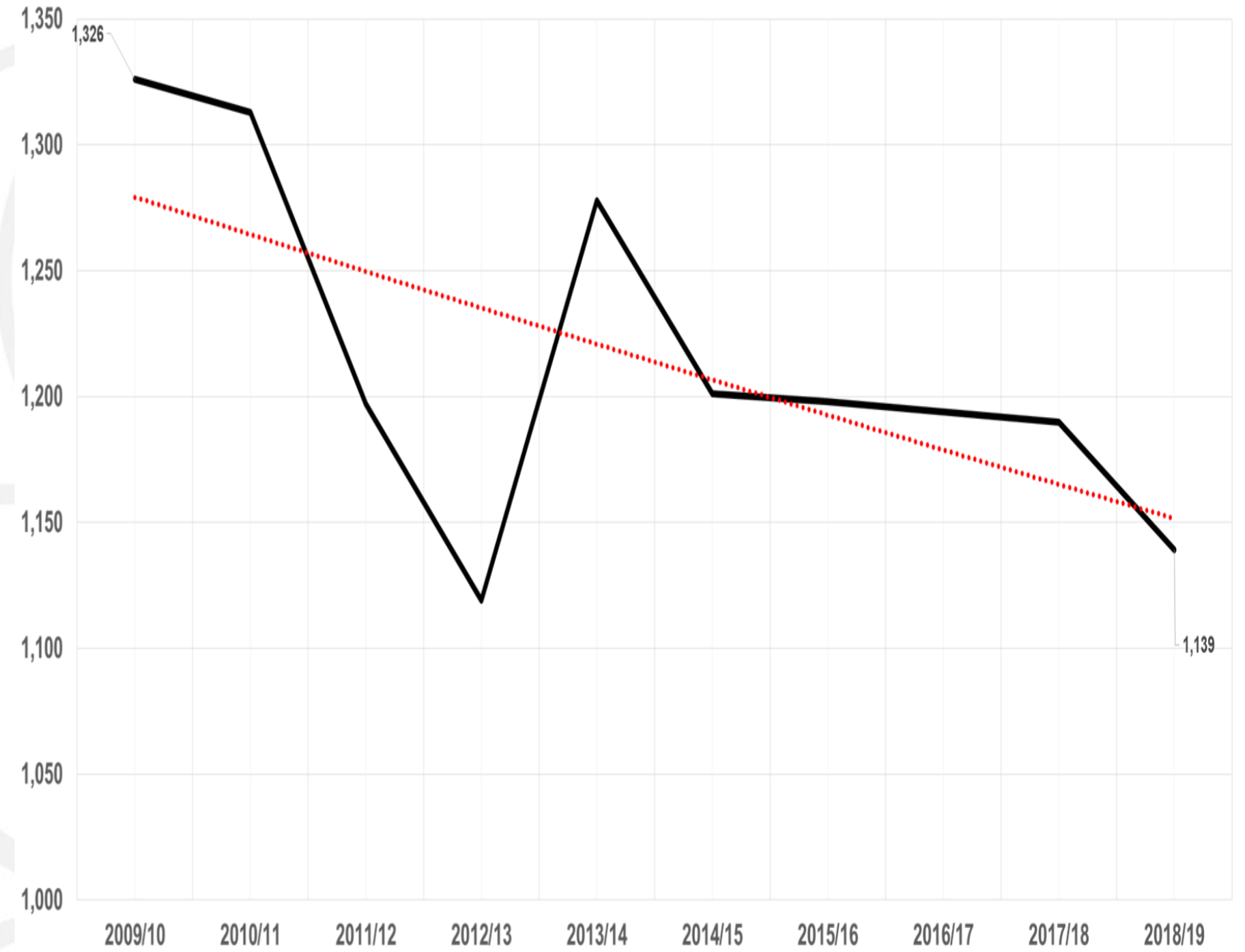
# SOUTH WALES FIRE & RESCUE SERVICE IN 2018 COMPARED TO 2003

	in 2003 we received <b>69,651</b> emergency calls	in 2018 we received <b>38,582</b> emergency calls	a reduction of <b>31,069</b> emergency calls	DOWN <b>45%</b>		in 2003 we attended <b>3,240</b> Special Service Calls	in 2018 we attended <b>3,330</b> Special Service Calls	an increase of <b>90</b> Special Service Calls	UP <b>3%</b>
	in 2003 we attended <b>35,939</b> incidents	in 2018 we attended <b>17,609</b> incidents	a reduction of <b>18,330</b> incidents	DOWN <b>51%</b>		in 2003 we attended <b>1,134</b> road traffic collisions	in 2018 we attended <b>1,112</b> road traffic collisions	a reduction of <b>22</b> road traffic collisions	DOWN <b>2%</b>
	in 2003 we attended <b>23,059</b> fires	in 2018 we attended <b>6,552</b> fires	a reduction of <b>16,507</b> fires	DOWN <b>72%</b>		in 2003 <b>199</b> RTC's involved extractions	in 2018 <b>159</b> RTC's involved extractions	a reduction of <b>40</b> extractions	DOWN <b>20%</b>
	in 2003 we were called to <b>946</b> accidental fires in the home	in 2018 we were called to <b>571</b> accidental fires in the home	a reduction of <b>375</b> accidental fires in the home	DOWN <b>40%</b>		in 2003 we attended <b>1,907</b> other Special Service Calls	in 2018 we attended <b>2,059</b> other Special Service Calls	an increase of <b>152</b> other Special Service Calls	UP <b>8%</b>
	in 2003 we attended <b>20,573</b> deliberate fires	in 2018 we attended <b>4,756</b> deliberate fires	a reduction of <b>15,817</b> deliberate fires	DOWN <b>77%</b>		in 2003 we received <b>9,899</b> false alarms	in 2018 we received <b>7,886</b> false alarms	a reduction of <b>2,013</b> false alarms	DOWN <b>20%</b>
	in 2003 we attended <b>3,225</b> deliberate road vehicle fires	in 2018 we attended <b>422</b> deliberate road vehicle fires	a reduction of <b>2,803</b> deliberate road vehicle fires	DOWN <b>87%</b>		in 2003 we received <b>5,033</b> automatic false alarms	in 2018 we received <b>4,383</b> automatic false alarms	a reduction of <b>650</b> automatic false alarms	DOWN <b>13%</b>
	in 2003 there were <b>368</b> injuries recorded	in 2018 there were <b>151</b> injuries recorded	a reduction of <b>217</b> injuries recorded	DOWN <b>59%</b>		in 2003 Control received <b>2,888</b> hoax calls	in 2018 Control received <b>505</b> hoax calls	a reduction of <b>2,383</b> hoax calls	DOWN <b>83%</b>
	in 2003 there were <b>13</b> fatalities recorded	in 2018 there were <b>5</b> fatalities recorded	a reduction of <b>8</b> fatalities recorded	DOWN <b>62%</b>		in 2003 Control identified <b>472</b> calls as false	in 2018 Control identified <b>169</b> calls as false	a reduction of <b>303</b> false calls	DOWN <b>64%</b>

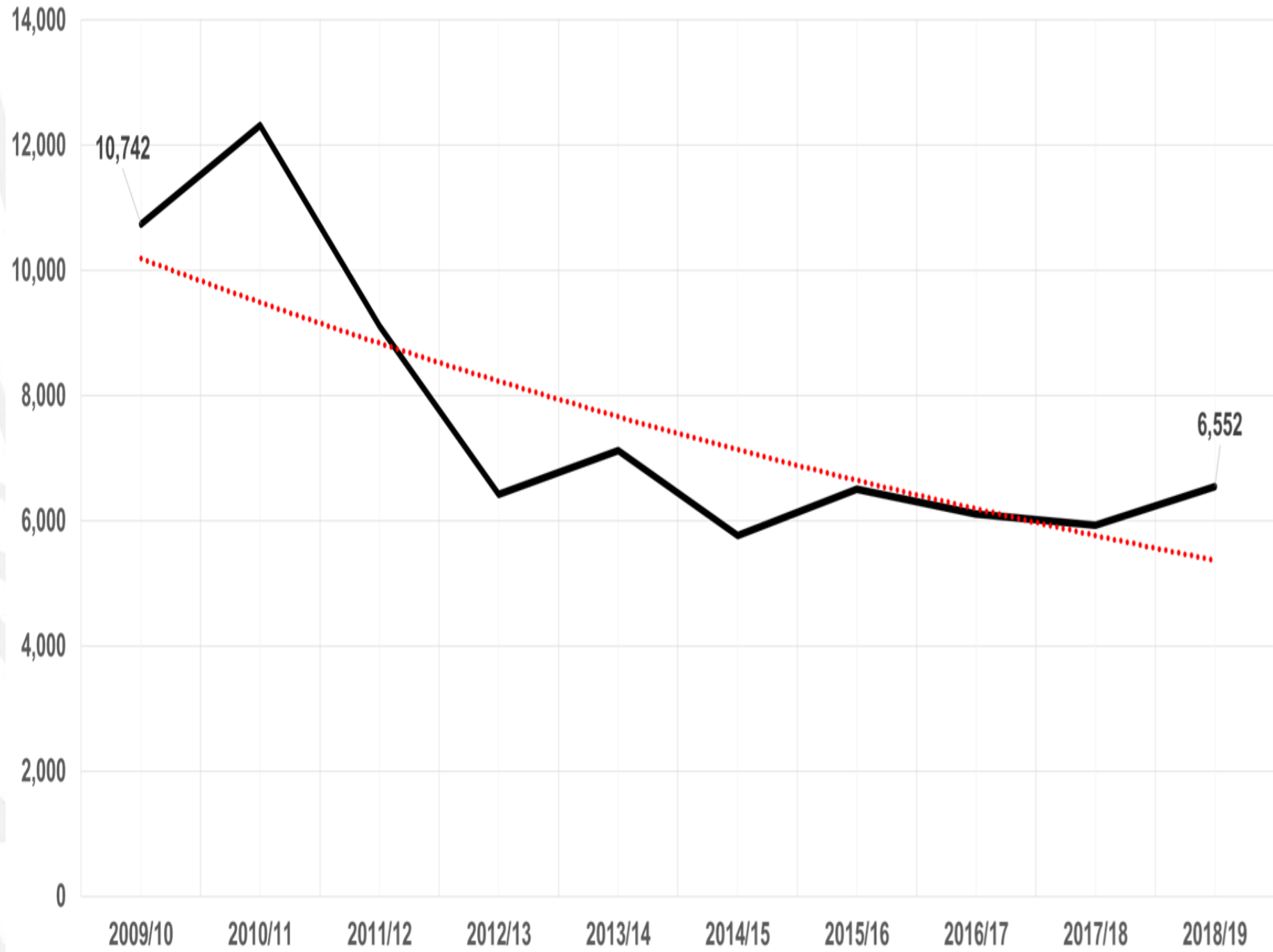
## All Operational Incidents



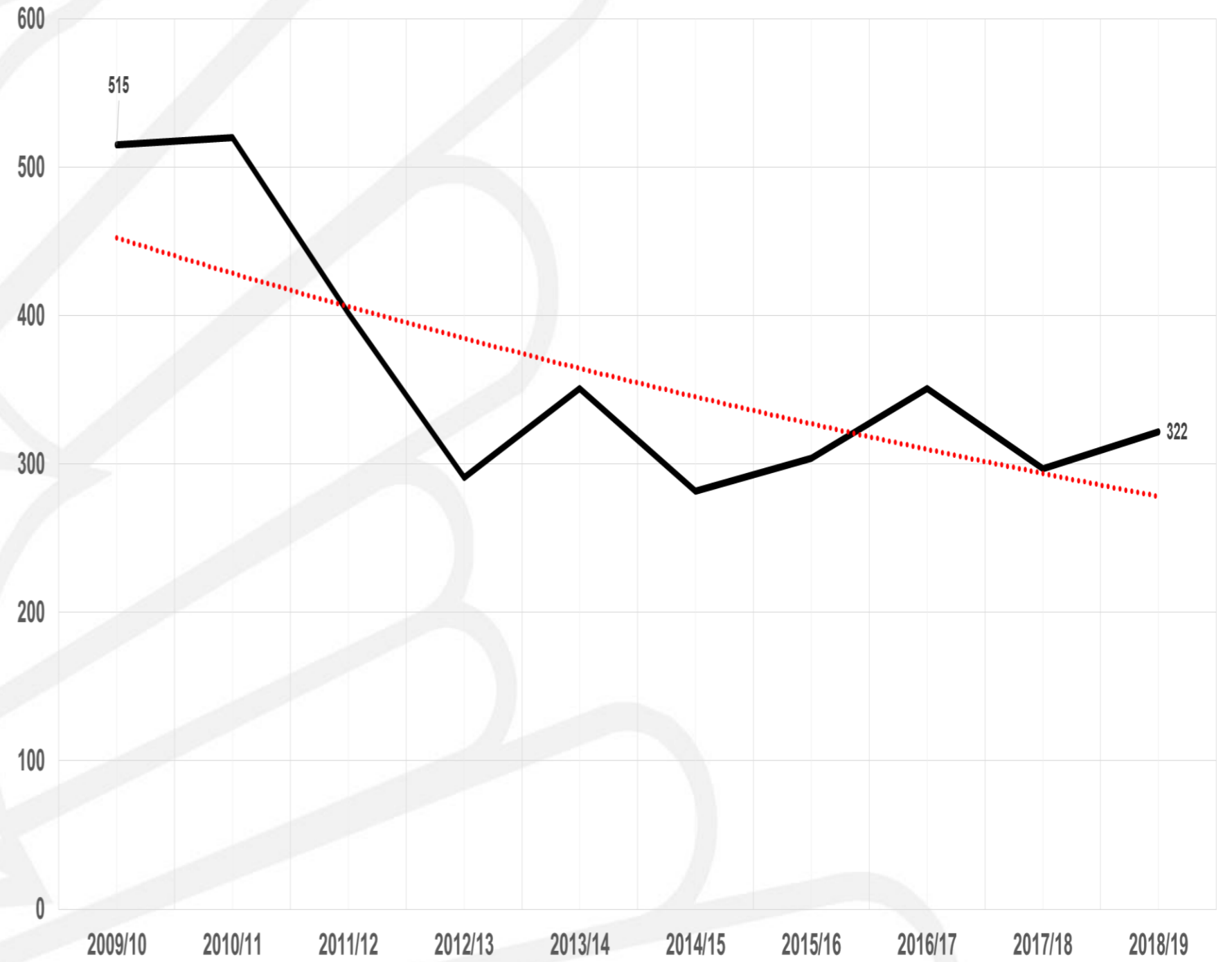
## Vale of Glamorgan Operational Incidents



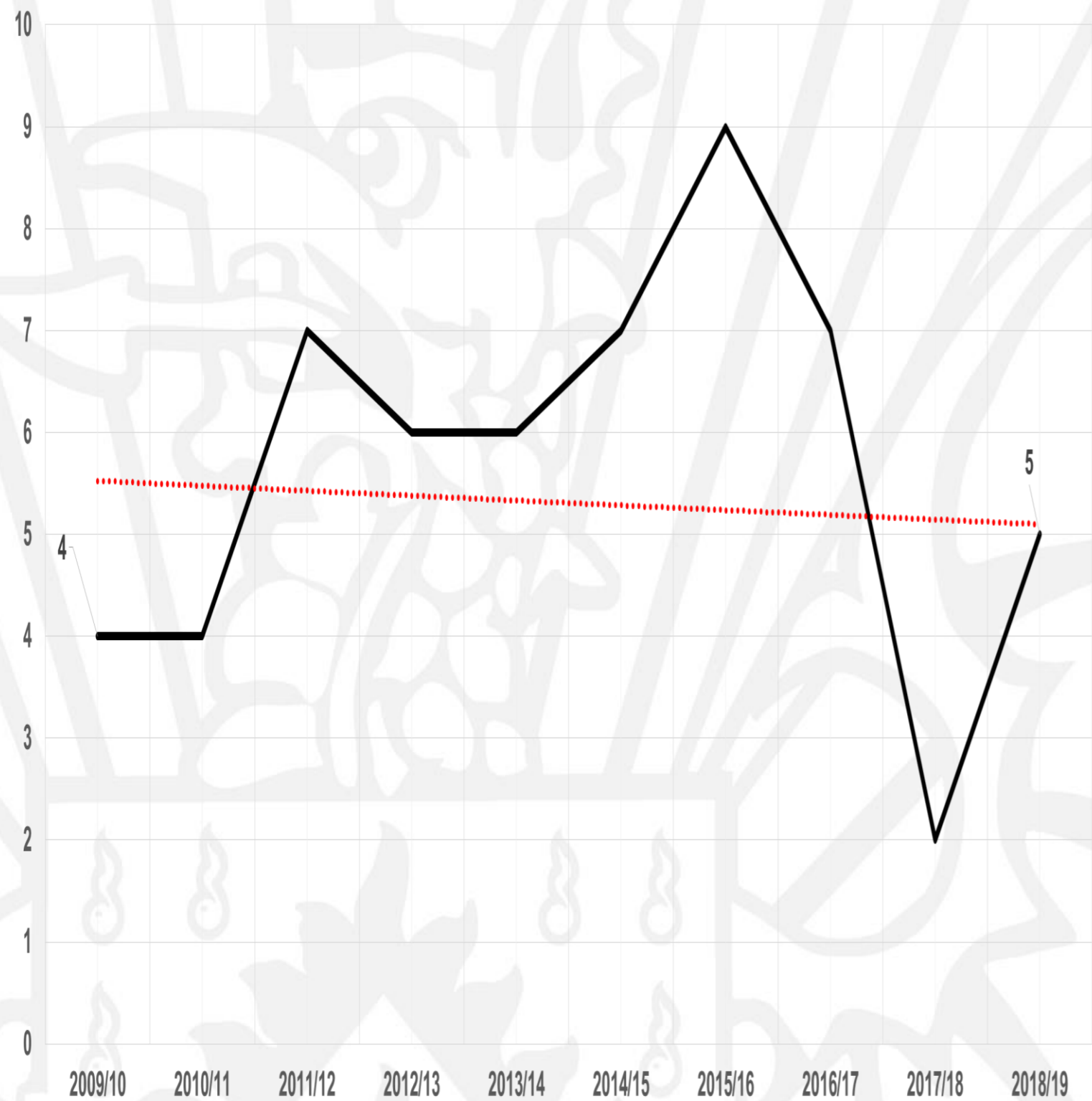
## All Fires Attended



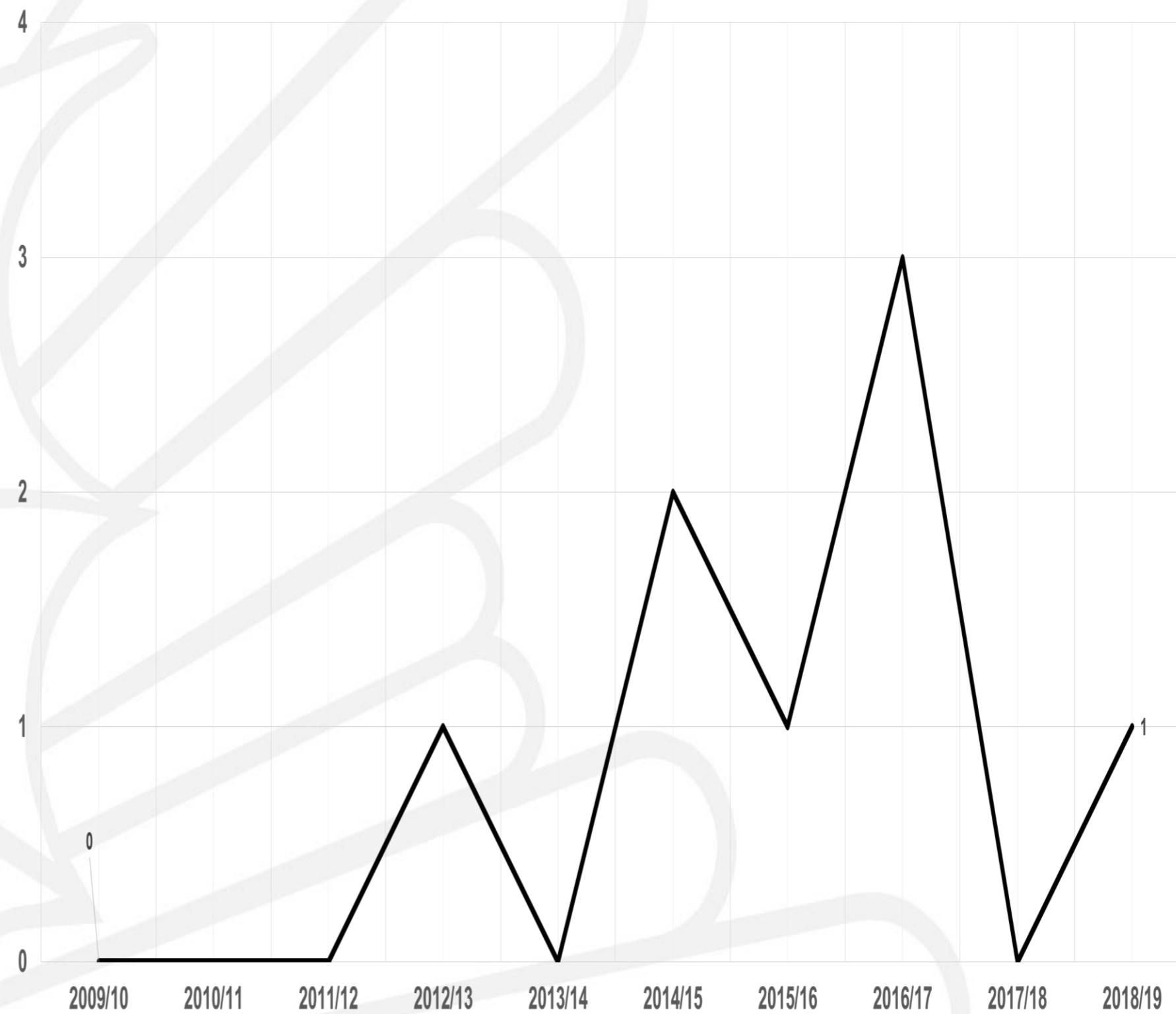
## Vale of Glamorgan Fires Attended



# All Fatalities from Fires

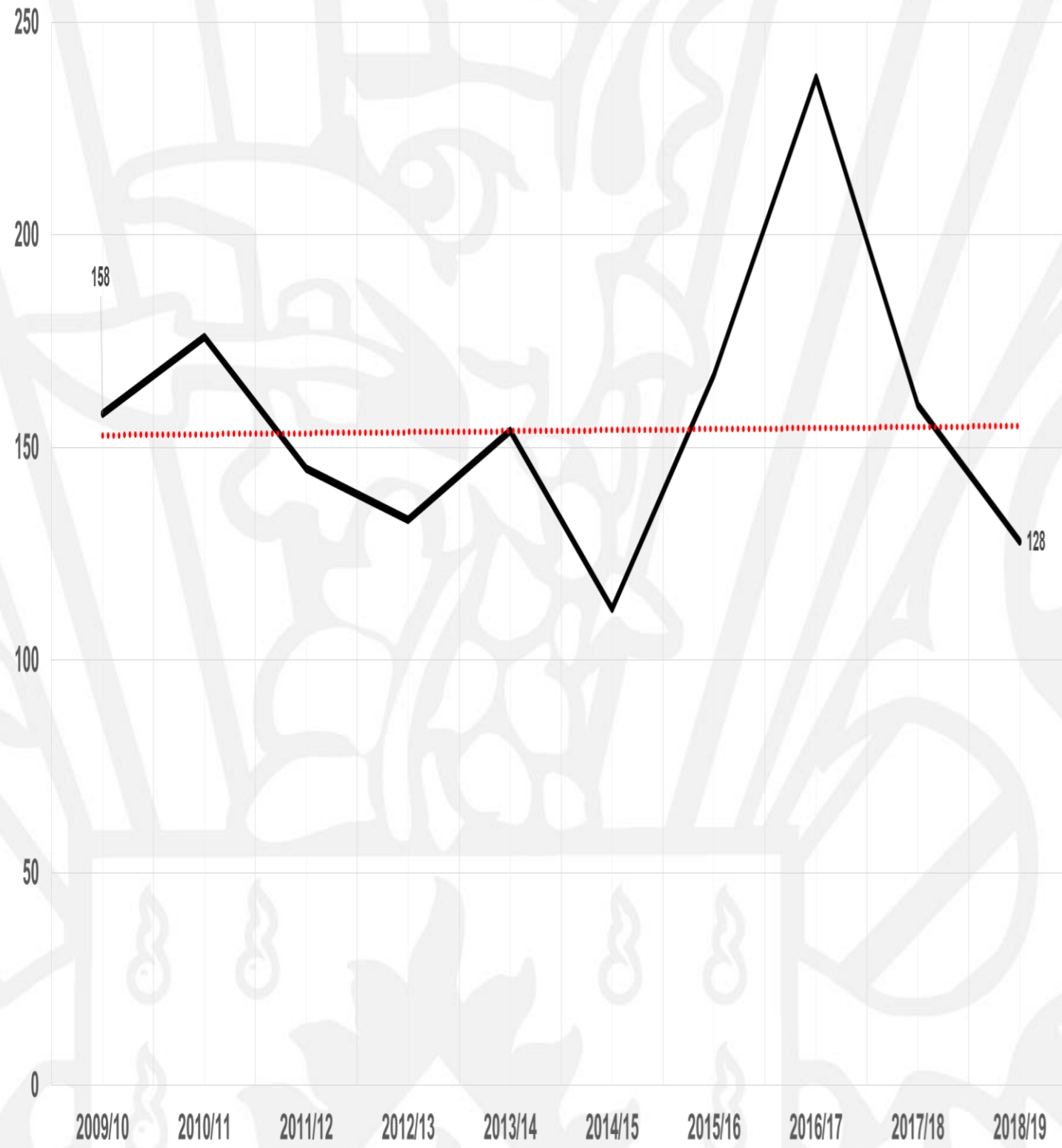


# Vale of Glamorgan Fatalities from Fires

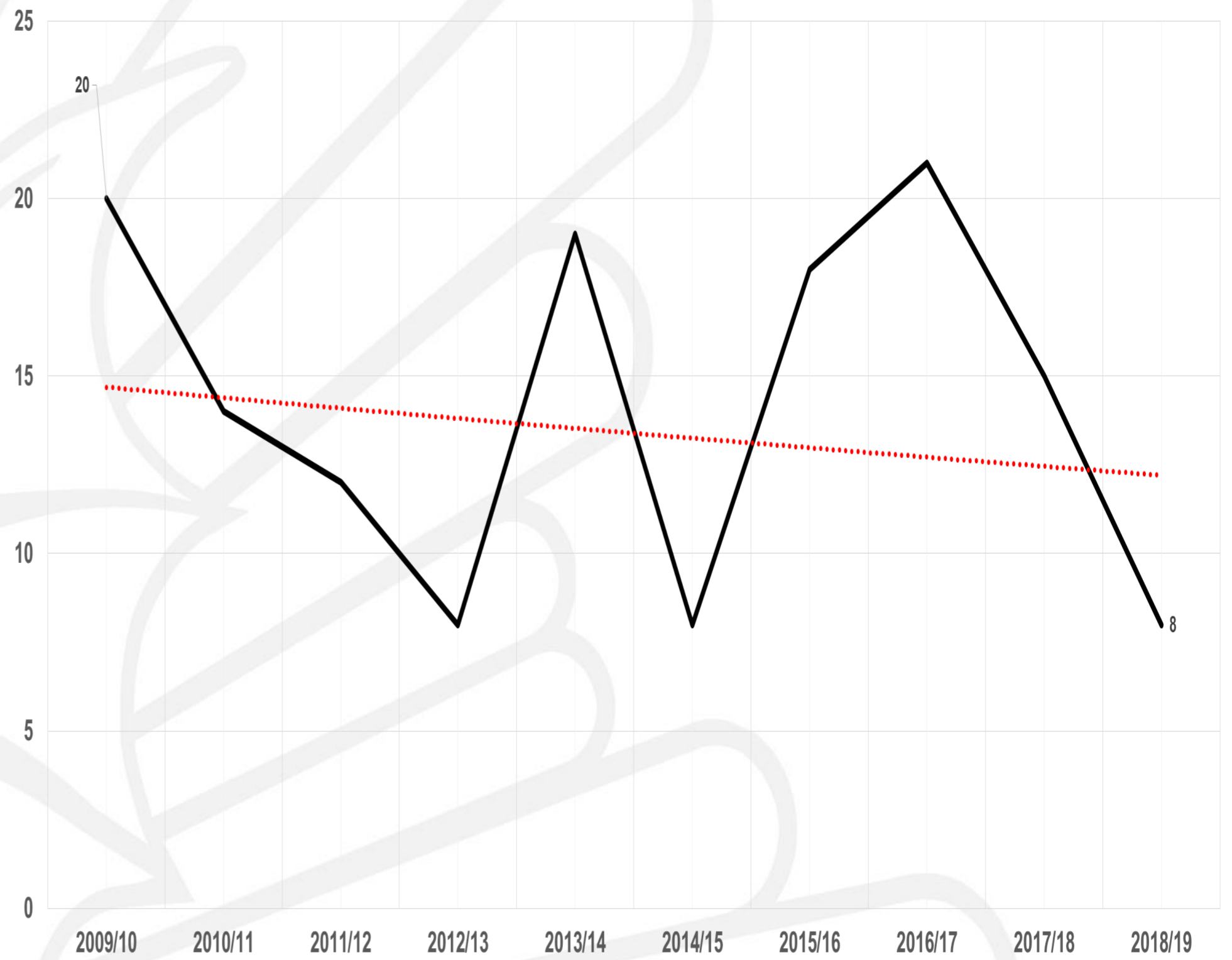




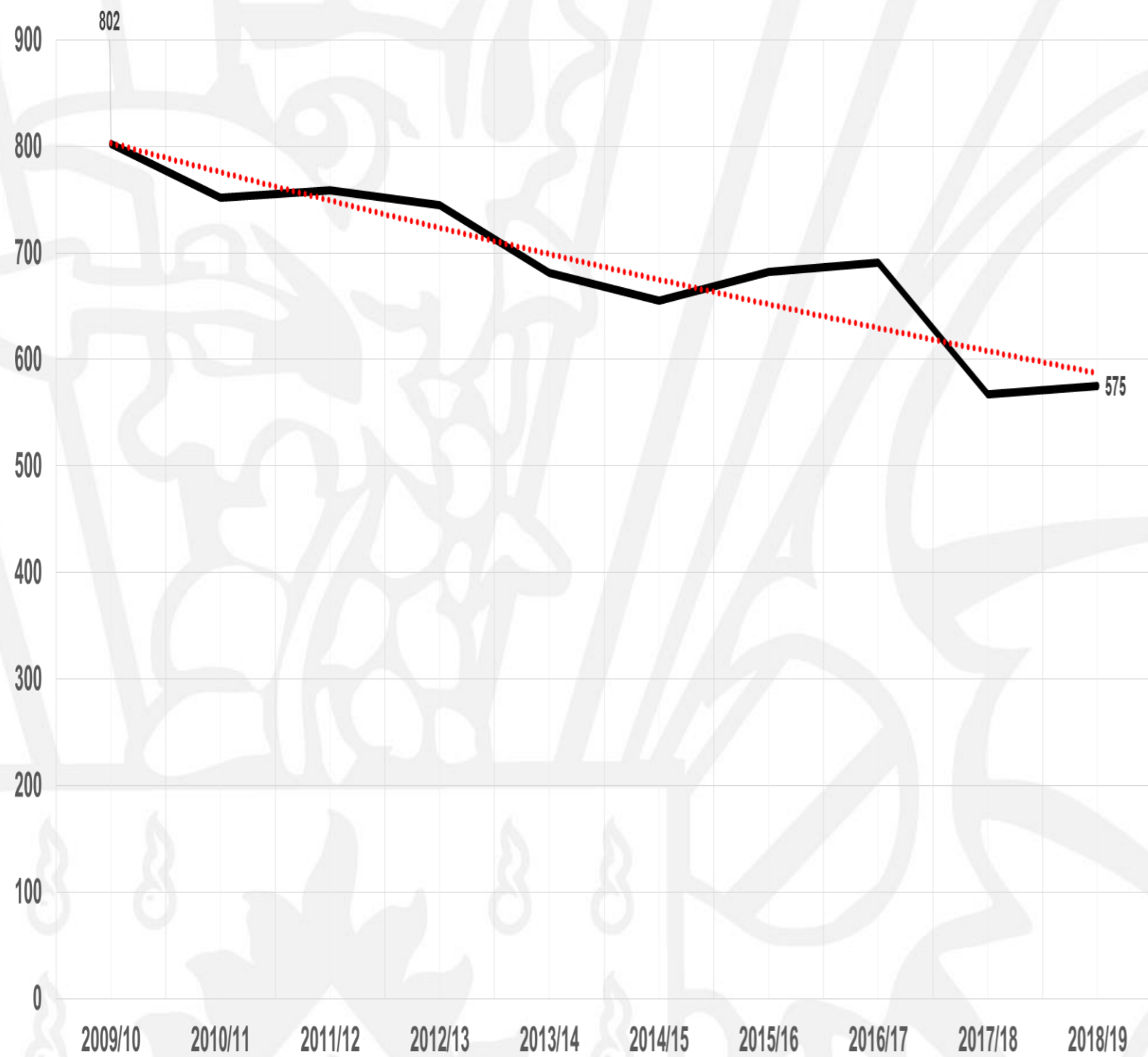
# All Injuries from Fires



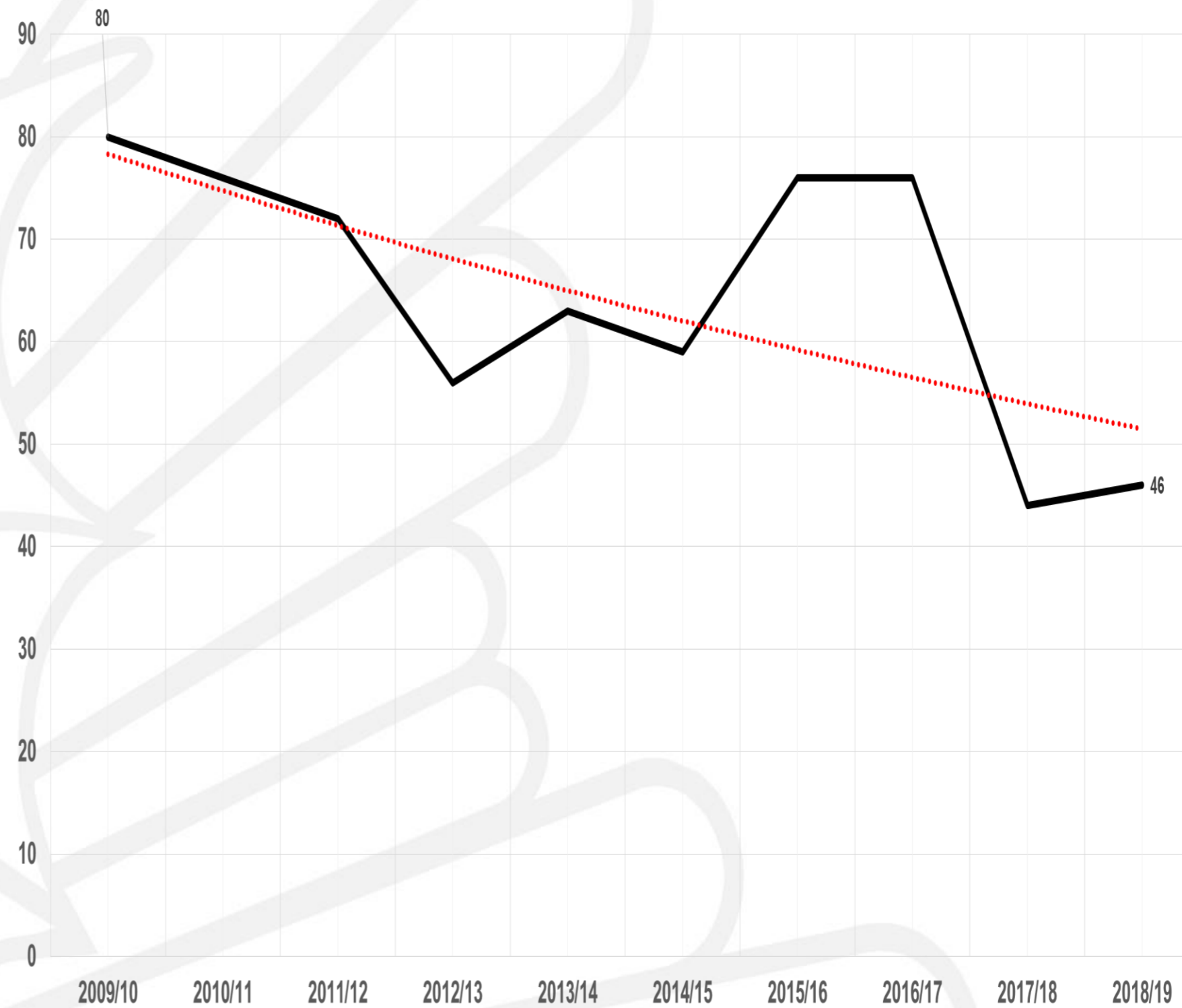
# Vale of Glamorgan Injuries from Fires



# All Accidental Dwelling Fires



# Vale of Glamorgan Accidental Dwelling Fires



# The Future?

**Governance**

**Welsh  
Government  
White Paper**

**Funding**



**Any  
Questions?**