




	Target achieved or exceeded		Well below target but expected to improve
	Target not achieved but on target for end of year		Well below target - Urgent improvement required
	Target not achieved - Corrective action required		

Team	Authority	Ref	Title	Q2 Actual	RAG Status2	Q2 Comment	Annual target
Food - Combined total	Bridgend	SRS/FH/001 (PPN/001ii)	The number of high-risk inspections of Category A and B businesses that were carried out during the year.	39			
Food - Combined total	Bridgend	SRS/FH/001 (PPN/001ii)	The number of inspections due on high-risk food businesses (Category A and B) during the year.	76			
Food - Combined total	Bridgend	SRS/FH/001 (PPN/001ii)	The percentage of high risk businesses (Category A and B) that were liable to a programmed inspection that were inspected, for food hygiene.	51.32%	Green	The Qtr 2 target of 50% has been exceeded.	100%
Food - Combined total	Cardiff	SRS/FH/001 (PPN/001ii)	The number of high-risk inspections of Category A and B businesses that were carried out during the year.	136			
Food - Combined total	Cardiff	SRS/FH/001 (PPN/001ii)	The number of inspections due on high-risk food businesses (Category A and B) during the year.	241			
Food - Combined total	Cardiff	SRS/FH/001 (PPN/001ii)	The percentage of high risk businesses (Category A and B) that were liable to a programmed inspection that were inspected, for food hygiene.	56.43%	Green	The Qtr 2 target of 50% has been exceeded.	100%
Food - Combined total	Vale of Glam	SRS/FH/001 (PPN/001ii)	The number of high-risk inspections of Category A and B businesses that were carried out during the year.	35			
Food - Combined total	Vale of Glam	SRS/FH/001 (PPN/001ii)	The number of inspections due on high-risk food businesses (Category A and B) during the year.	77			
Food - Combined total	Vale of Glam	SRS/FH/001 (PPN/001ii)	The percentage of high risk businesses (Category A and B) that were liable to a programmed inspection that were inspected, for food hygiene.	45.45%	Green	Whilst the target is slightly below the 50% target expected at Qtr 2, all but one premises due an inspection have been inspected. The business that remains outstanding is of a seasonal nature and will be re-programmed for later in the year.	100%
Food - Combined total	SRS	SRS/FH/001 (PPN/001ii)	The number of high-risk inspections of Category A and B businesses that were carried out during the year.	210			
Food - Combined total	SRS	SRS/FH/001 (PPN/001ii)	The number of inspections due on high-risk food businesses (Category A and B) during the year.	394			
Food - Combined total	SRS	SRS/FH/001 (PPN/001ii)	The percentage of high risk businesses (Category A and B) that were liable to a programmed inspection that were inspected, for food hygiene.	53.30%	Green	The Qtr 2 target of 50% has been exceeded.	100%

Team	Authority	Ref	Title	Q2 Actual	RAG Status2	Q2 Comment	Annual target
Food - Combined total	Bridgend	SRS/FH/002 (PPN/001ii)	The number of high-risk inspections of Category C businesses that were carried out during the year.	176			
Food - Combined total	Bridgend	SRS/FH/002 (PPN/001ii)	The number of inspections due on high-risk food businesses (Category C) during the year.	366			
Food - Combined total	Bridgend	SRS/FH/002 (PPN/001ii)	The percentage of high risk businesses (Category C) that were liable to a programmed inspection that were inspected, for food hygiene.	48.09%	Green	The Qtr 2 target of 45% has been exceeded.	90%
Food - Combined total	Cardiff	SRS/FH/002 (PPN/001ii)	The number of high-risk inspections of Category C businesses that were carried out during the year.	390			
Food - Combined total	Cardiff	SRS/FH/002 (PPN/001ii)	The number of inspections due on high-risk food businesses (Category C) during the year.	867			
Food - Combined total	Cardiff	SRS/FH/002 (PPN/001ii)	The percentage of high risk businesses (Category C) that were liable to a programmed inspection that were inspected, for food hygiene.	44.98%	Amber 	The result for Qtr 2 is fractionally below the expected target of 45%. The food service currently has two officers on maternity leave, as such the service has prioritised inspections at A and B rated premises. Arrangements have been put in place to utilise contractors to assist in the shortfall however due to contractor availability many of the inspections will be carried out in quarter 3.	90%
Food - Combined total	Vale of Glam	SRS/FH/002 (PPN/001ii)	The number of high-risk inspections of Category C businesses that were carried out during the year.	127			
Food - Combined total	Vale of Glam	SRS/FH/002 (PPN/001ii)	The number of inspections due on high-risk food businesses (Category C) during the year.	270			
Food - Combined total	Vale of Glam	SRS/FH/002 (PPN/001ii)	The percentage of high risk businesses (Category C) that were liable to a programmed inspection that were inspected, for food hygiene.	47.04%	Green	The Qtr 2 target of 45% has been exceeded.	90%
Food - Combined total	SRS	SRS/FH/002 (PPN/001ii)	The number of high-risk inspections of Category C businesses that were carried out during the year.	693			
Food - Combined total	SRS	SRS/FH/002 (PPN/001ii)	The number of inspections due on high-risk food businesses (Category C) during the year.	1503			
Food - Combined total	SRS	SRS/FH/002 (PPN/001ii)	The percentage of high risk businesses (Category C) that were liable to a programmed inspection that were inspected, for food hygiene.	46.11%	Green	The Qtr 2 target of 45% has been exceeded.	90%

Team	Authority	Ref	Title	Q2 Actual	RAG Status2	Q2 Comment	Annual target
Food - Combined total	Bridgend	SRS/FH/003 (PN/008ii)	The number of new businesses identified which were subject to a risk assessment visit by or returned a self-assessment questionnaire to Food Hygiene during the year.	100			
Food - Combined total	Bridgend	SRS/FH/003 (PN/008ii)	The total number of new businesses identified by food hygiene.	111			
Food - Combined total	Bridgend	SRS/FH/003 (PN/008ii)	The percentage of new businesses identified which were subject to a risk assessment visit or returned a self-assessment questionnaire during the year, for food hygiene.	90.09%	Green	Target exceeded.	90%
Food - Combined total	Cardiff	SRS/FH/003 (PN/008ii)	The number of new businesses identified which were subject to a risk assessment visit by or returned a self-assessment questionnaire to Food Hygiene during the year.	241			
Food - Combined total	Cardiff	SRS/FH/003 (PN/008ii)	The total number of new businesses identified by food hygiene.	308			
Food - Combined total	Cardiff	SRS/FH/003 (PN/008ii)	The percentage of new businesses identified which were subject to a risk assessment visit or returned a self-assessment questionnaire during the year, for food hygiene.	78.25%	Red 	There has been a significant increase in new business registrations in Cardiff during Qtr 2 (166 more than quarter 1), as such the food team have needed to prioritise high risk activities for inspection. The remaining inspections will be however be completed in quarter 3.	90%
Food - Combined total	Vale of Glam	SRS/FH/003 (PN/008ii)	The number of new businesses identified which were subject to a risk assessment visit by or returned a self-assessment questionnaire to Food Hygiene during the year.	103			
Food - Combined total	Vale of Glam	SRS/FH/003 (PN/008ii)	The total number of new businesses identified by food hygiene.	113			
Food - Combined total	Vale of Glam	SRS/FH/003 (PN/008ii)	The percentage of new businesses identified which were subject to a risk assessment visit or returned a self-assessment questionnaire during the year, for food hygiene.	91.15%	Green	Target exceeded.	90%
Food - Combined total	SRS	SRS/FH/003 (PN/008ii)	The number of new businesses identified which were subject to a risk assessment visit by or returned a self-assessment questionnaire to Food Hygiene during the year.	444			
Food - Combined total	SRS	SRS/FH/003 (PN/008ii)	The total number of new businesses identified by food hygiene.	532			
Food - Combined total	SRS	SRS/FH/003 (PN/008ii)	The percentage of new businesses identified which were subject to a risk assessment visit or returned a self-assessment questionnaire during the year, for food hygiene.	83.46%	Amber	There has been a significant increase in new business registrations in Cardiff during Qtr 2 (166 more than quarter 1), as such the food team have needed to prioritise high risk activities for inspection. The remaining inspections will however be completed in quarter 3.	90%

Team	Authority	Ref	Title	Q2 Actual	RAG Status2	Q2 Comment	Annual target
Food	Bridgend	PAM/023 (formerly PPN/009)	The number of food establishments within the local authority deemed to be 'Broadly Compliant' during the year as at 31 March.	1218			
Food	Bridgend	PAM/023 (formerly PPN/009)	The total number of food establishments as at 31 March.	1274			
Food	Bridgend	PAM/023 (formerly PPN/009)	The percentage of food establishments which are 'broadly compliant' with food hygiene standards	95.60%	Green	Target exceeded.	93%
Food	Cardiff	PAM/023 (formerly PPN/009)	The number of food establishments within the local authority deemed to be 'Broadly Compliant' during the year as at 31 March.	3043			
Food	Cardiff	PAM/023 (formerly PPN/009)	The total number of food establishments as at 31 March.	3293			
Food	Cardiff	PAM/023 (formerly PPN/009)	The percentage of food establishments which are 'broadly compliant' with food hygiene standards	92.41%	Amber 	This PI provides an indication of how well a food business complies with food hygiene legislation, the score is ultimately a reflection of business performance rather than that of SRS. We assess businesses through a programme of inspections and advice and premises are deemed to be broadly compliant if specified risk scores are achieved for cleanliness, structural issues and confidence in the management of the business.	93%
Food	Vale of Glam	PAM/023 (formerly PPN/009)	The number of food establishments within the local authority deemed to be 'Broadly Compliant' during the year as at 31 March.	1130			
Food	Vale of Glam	PAM/023 (formerly PPN/009)	The total number of food establishments as at 31 March.	1204			
Food	Vale of Glam	PAM/023 (formerly PPN/009)	The percentage of food establishments which are 'broadly compliant' with food hygiene standards	93.85%	Green	Target exceeded. This increase in result from the previous quarter can be attributed to premises that were previously downgraded to below a 3 that have now been re-inspected and significantly improved.	93%
Food	SRS	PAM/023 (formerly PPN/009)	The number of food establishments within the local authority deemed to be 'Broadly Compliant' during the year as at 31 March.	5391			
Food	SRS	PAM/023 (formerly PPN/009)	The total number of food establishments as at 31 March.	5771			
Food	SRS	PAM/023 (formerly PPN/009)	The percentage of food establishments which are 'broadly compliant' with food hygiene standards	93.42%	Green	Target exceeded.	93%

Team	Authority	Ref	Title	Q2 Actual	RAG Status2	Q2 Comment	Annual target
Trading Standards - Combined total	Bridgend	SRS/TS/001 (PPN/001i)	The number of high-risk businesses that were inspected during the year by trading standards.	1			
Trading Standards - Combined total	Bridgend	SRS/TS/001 (PPN/001i)	The number of high-risk businesses that were selected for inspection at the beginning of the year by trading standards.	18			
Trading Standards - Combined total	Bridgend	SRS/TS/001 (PPN/001i)	The percentage of high risk businesses that were liable to a programmed inspection that were inspected, for trading standards.	5.56%	Red	Visits remain outstanding as the Industry Team continues to be a member of staff down however recruitment is in progress.	100%
Trading Standards - Combined total	Cardiff	SRS/TS/001 (PPN/001i)	The number of high-risk businesses that were inspected during the year by trading standards.	19			
Trading Standards - Combined total	Cardiff	SRS/TS/001 (PPN/001i)	The number of high-risk businesses that were selected for inspection at the beginning of the year by trading standards.	79			
Trading Standards - Combined total	Cardiff	SRS/TS/001 (PPN/001i)	The percentage of high risk businesses that were liable to a programmed inspection that were inspected, for trading standards.	24.05%	Red	Visits remain outstanding as the Industry Team continues to be a member of staff down however recruitment is in progress.	100%
Trading Standards - Combined total	Vale of Glam	SRS/TS/001 (PPN/001i)	The number of high-risk businesses that were inspected during the year by trading standards.	1			
Trading Standards - Combined total	Vale of Glam	SRS/TS/001 (PPN/001i)	The number of high-risk businesses that were selected for inspection at the beginning of the year by trading standards.	6			
Trading Standards - Combined total	Vale of Glam	SRS/TS/001 (PPN/001i)	The percentage of high risk businesses that were liable to a programmed inspection that were inspected, for trading standards.	16.67%	Red	The 5 overdue visits are all related to feed (both Environment and Industry teams). Flaws in the data have led to problems with the migration of these (and other) feed premises with the effect that there was no next visit date.	100%
Trading Standards - SRS Combined total		SRS/TS/001 (PPN/001i)	The number of high-risk businesses that were inspected during the year by trading standards.	21			
Trading Standards - SRS Combined total		SRS/TS/001 (PPN/001i)	The number of high-risk businesses that were selected for inspection at the beginning of the year by trading standards.	103			
Trading Standards - SRS Combined total		SRS/TS/001 (PPN/001i)	The percentage of high risk businesses that were liable to a programmed inspection that were inspected, for trading standards.	20.39%	Red	The area of the service responsible for the overdue metrology visits has had only one specialist Weights and Measures Officer in post during the quarter. A new member of staff has been recruited and joins the service in November	100%

Team	Authority	Ref	Title	Q2 Actual	RAG Status?	Q2 Comment	Annual target
Trading Standards - Combined total	Bridgend	SRS/TS/002 (PPN/007 (i))	The number of significant breaches that were rectified by intervention of Trading Standards during the year	3			
Trading Standards - Combined total	Bridgend	SRS/TS/002 (PPN/007 (i))	The total number of significant breaches of Trading Standards legislation that required rectification during the year	3			
Trading Standards - Combined total	Bridgend	SRS/TS/002 (PPN/007 (i))	The percentage of significant breaches that were rectified by intervention during the year for: Trading Standards	100.00%	Green	Target exceeded.	90%
Trading Standards - Combined total	Cardiff	SRS/TS/002 (PPN/007 (i))	The number of significant breaches that were rectified by intervention of Trading Standards during the year	36			
Trading Standards - Combined total	Cardiff	SRS/TS/002 (PPN/007 (i))	The total number of significant breaches of Trading Standards legislation that required rectification during the year	38			
Trading Standards - Combined total	Cardiff	SRS/TS/002 (PPN/007 (i))	The percentage of significant breaches that were rectified by intervention during the year for: Trading Standards	94.74%	Green	Target exceeded.	90%
Trading Standards - Combined total	Vale of Glam	SRS/TS/002 (PPN/007 (i))	The number of significant breaches that were rectified by intervention of Trading Standards during the year	7			
Trading Standards - Combined total	Vale of Glam	SRS/TS/002 (PPN/007 (i))	The total number of significant breaches of Trading Standards legislation that required rectification during the year	11			
Trading Standards - Combined total	Vale of Glam	SRS/TS/002 (PPN/007 (i))	The percentage of significant breaches that were rectified by intervention during the year for: Trading Standards	63.64%	Red	Four investigations (significant breaches) remain outstanding for Trading Standards. This is due to ongoing investigations that have yet to be concluded. The aforementioned investigations are however within the timescales of the associated legislation.	90%
Trading Standards - SRS Combined total		SRS/TS/002 (PPN/007 (i))	The number of significant breaches that were rectified by intervention of Trading Standards during the year	46			
Trading Standards - SRS Combined total		SRS/TS/002 (PPN/007 (i))	The total number of significant breaches of Trading Standards legislation that required rectification during the year	52			
Trading Standards - SRS Combined total		SRS/TS/002 (PPN/007 (i))	The percentage of significant breaches that were rectified by intervention during the year for: Trading Standards	88.46%	Amber	A total of six investigations (significant breaches) remain outstanding for Trading Standards. This is due to ongoing investigations that have yet to be concluded. The aforementioned investigations are however within the timescales of the associated legislation.	90%

Team	Authority	Ref	Title	Q2 Actual	RAG Status2	Q2 Comment	Annual target
Trading Standards Combined total	Bridgend	SRS/TS/003 (PPN/008i)	The number of new businesses identified which were subject to a risk assessment visit by or returned a self-assessment questionnaire to trading standards during the year.	76			
Trading Standards Combined total	Bridgend	SRS/TS/003 (PPN/008i)	The total number of new businesses identified by trading standards.	118			
Trading Standards Combined total	Bridgend	SRS/TS/003 (PPN/008i)	The percentage of new businesses identified which were subject to a risk assessment visit or returned a self-assessment questionnaire during the year, for trading standards.	64.41%	Red	The Trading Standards team remains one officer down due to a member of staff being on maternity leave, this has been further compounded as another officer has now taken up a secondment opportunity within the Industry team. The outstanding inspections will be prioritised in the next quarter.	80%
Trading Standards Combined total	Cardiff	SRS/TS/003 (PPN/008i)	The number of new businesses identified which were subject to a risk assessment visit by or returned a self-assessment questionnaire to trading standards during the year.	187			
Trading Standards Combined total	Cardiff	SRS/TS/003 (PPN/008i)	The total number of new businesses identified by trading standards.	336			
Trading Standards Combined total	Cardiff	SRS/TS/003 (PPN/008i)	The percentage of new businesses identified which were subject to a risk assessment visit or returned a self-assessment questionnaire during the year, for trading standards.	55.65%	Red	The Trading Standards team remains one officer down due to a member of staff being on maternity leave, this has been further compounded as another officer has now taken up a secondment opportunity within the Industry team. The outstanding inspections will be prioritised in the next quarter.	80%
Trading Standards Combined total	Vale of Glam	SRS/TS/003 (PPN/008i)	The number of new businesses identified which were subject to a risk assessment visit by or returned a self-assessment questionnaire to trading standards during the year.	89			
Trading Standards Combined total	Vale of Glam	SRS/TS/003 (PPN/008i)	The total number of new businesses identified by trading standards.	110			
Trading Standards Combined total	Vale of Glam	SRS/TS/003 (PPN/008i)	The percentage of new businesses identified which were subject to a risk assessment visit or returned a self-assessment questionnaire during the year, for trading standards.	80.91%	Green	Target exceeded.	80%
Trading Standards Combined total - SRS		SRS/TS/003 (PPN/008i)	The number of new businesses identified which were subject to a risk assessment visit by or returned a self-assessment questionnaire to trading standards during the year.	352			
Trading Standards Combined total - SRS		SRS/TS/003 (PPN/008i)	The total number of new businesses identified by trading standards.	564			
Trading Standards Combined total - SRS		SRS/TS/003 (PPN/008i)	The percentage of new businesses identified which were subject to a risk assessment visit or returned a self-assessment questionnaire during the year, for trading standards.	62.41%	Red	The Trading Standards team remains one officer down due to a member of staff being on maternity leave, this has been further compounded as another officer has now taken up a secondment opportunity within the Industry team. The outstanding inspections will be prioritised in the next quarter.	80%

Team	Authority	Ref	Title	Qtr 2 Actual	RAG Status2	Qtr 2 Comment	Annual Target
Pollution	Bridgend	SRS/LC/008	No. of domestic noise and air complaints responded to within 3 working days	224			
Pollution	Bridgend	SRS/LC/008	No. of domestic noise and air complaints received.	230			
Pollution	Bridgend	SRS/LC/008	Percentage of domestic noise and air complaints responded to within 3 working days.	97.39%	Green	Target exceeded.	90%
Pollution	Cardiff	SRS/LC/008	No. of domestic noise and air complaints responded to within 3 working days	470			
Pollution	Cardiff	SRS/LC/008	No. of domestic noise and air complaints received.	486			
Pollution	Cardiff	SRS/LC/008	Percentage of domestic noise and air complaints responded to within 3 working days.	96.71%	Green	Target exceeded.	90%
Pollution	Vale of Glam	SRS/LC/008	No. of domestic noise and air complaints responded to within 3 working days	155			
Pollution	Vale of Glam	SRS/LC/008	No. of domestic noise and air complaints received.	158			
Pollution	Vale of Glam	SRS/LC/008	Percentage of domestic noise and air complaints responded to within 3 working days.	98.10%	Green	Target exceeded.	90%
Pollution	SRS	SRS/LC/008	No. of domestic noise and air complaints responded to within 3 working days	849			
Pollution	SRS	SRS/LC/008	No. of domestic noise and air complaints received.	874			
Pollution	SRS	SRS/LC/008	Percentage of domestic noise and air complaints responded to within 3 working days.	97.14%	Green	Target exceeded.	90%

Team	Authority	Ref	Title	Qtr 2 Actual	RAG Status2	Qtr 2 Comment	Annual Target
Pollution	Bridgend	SRS/LC/009	No. of commercial and industrial noise and air complaints responded to within one working day.	82			
Pollution	Bridgend	SRS/LC/009	No. of commercial and industrial noise and air complaints received.	89			
Pollution	Bridgend	SRS/LC/009	Percentage of commercial and industrial noise and air complaints responded to within one working day.	92.13%	Green	Target exceeded.	75%
Pollution	Cardiff	SRS/LC/009	No. of commercial and industrial noise and air complaints responded to within one working day.	340			
Pollution	Cardiff	SRS/LC/009	No. of commercial and industrial noise and air complaints received.	386			
Pollution	Cardiff	SRS/LC/009	Percentage of commercial and industrial noise and air complaints responded to within one working day.	88.08%	Green	Target exceeded.	75%
Pollution	Vale of Glam	SRS/LC/009	No. of commercial and industrial noise and air complaints responded to within one working day.	70			
Pollution	Vale of Glam	SRS/LC/009	No. of commercial and industrial noise and air complaints received.	84			
Pollution	Vale of Glam	SRS/LC/009	Percentage of commercial and industrial noise and air complaints responded to within one working day.	83.33%	Green	Target exceeded.	75%
Pollution	SRS	SRS/LC/009	No. of commercial and industrial noise and air complaints responded to within one working day.	492			
Pollution	SRS	SRS/LC/009	No. of commercial and industrial noise and air complaints received.	559			
Pollution	SRS	SRS/LC/009	Percentage of commercial and industrial noise and air complaints responded to within one working day.	88.01%	Green	Target exceeded.	75%

Team	Authority	Ref	Title	Qtr 2 Actual	RAG Status2	Qtr 2 Comment	Annual Target
Pollution	Bridgend	SRS/LC/010	No of alarm complaints responded to within one day.	2			
Pollution	Bridgend	SRS/LC/010	No. of alarm complaints received.	2			
Pollution	Bridgend	SRS/LC/010	Percentage of alarm complaints responded to within one day.	100.00%	Green	Target exceeded.	90%
Pollution	Cardiff	SRS/LC/010	No of alarm complaints responded to within one day.	22			
Pollution	Cardiff	SRS/LC/010	No. of alarm complaints received.	23			
Pollution	Cardiff	SRS/LC/010	Percentage of alarm complaints responded to within one day.	95.65%	Green	Target exceeded.	90%
Pollution	Vale of Glam	SRS/LC/010	No of alarm complaints responded to within one day.	5			
Pollution	Vale of Glam	SRS/LC/010	No. of alarm complaints received.	5			
Pollution	Vale of Glam	SRS/LC/010	Percentage of alarm complaints responded to within one day.	100.00%	Green	Target exceeded.	90%
Pollution	SRS	SRS/LC/010	No of alarm complaints responded to within one day.	29			
Pollution	SRS	SRS/LC/010	No. of alarm complaints received.	30			
Pollution	SRS	SRS/LC/010	Percentage of alarm complaints responded to within one day.	96.67%	Green	Target exceeded.	90%

Team	Authority	Ref	Title	Qtr 2 Actual	RAG Status2	Qtr 2 Comment	Annual Target
Licensing	Bridgend	SRS/LC/004	Number of applications determined within 2 months	34			
Licensing	Bridgend	SRS/LC/004	Number of applications received	34			
Licensing	Bridgend	SRS/LC/004	% of licensed premises applications received and determined within 2 months.	100.00%	Green	Target achieved.	100%
Licensing	Cardiff	SRS/LC/004	Number of applications determined within 2 months	204			
Licensing	Cardiff	SRS/LC/004	Number of applications received	204			
Licensing	Cardiff	SRS/LC/004	% of licensed premises applications received and determined within 2 months.	100.00%	Green	Target achieved.	100%
Licensing	Vale of Glam	SRS/LC/004	Number of applications determined within 2 months	29			
Licensing	Vale of Glam	SRS/LC/004	Number of applications received	29			
Licensing	Vale of Glam	SRS/LC/004	% of licensed premises applications received and determined within 2 months.	100.00%	Green	Target achieved.	100%
Licensing	SRS	SRS/LC/004	Number of applications determined within 2 months	267			
Licensing	SRS	SRS/LC/004	Number of applications received	267			
Licensing	SRS	SRS/LC/004	% of licensed premises applications received and determined within 2 months.	100.00%	Green	Target achieved.	100%

Team	Authority	Ref	Title	Qtr 2 Actual	RAG Status2	Qtr 2 Comment	Annual Target
Licensing	Bridgend	SRS/LC/005	Number of applications determined within 2 months	21			
Licensing	Bridgend	SRS/LC/005	Number of applications received	21			
Licensing	Bridgend	SRS/LC/005	% of licensed personal applications received and determined within 2 months.	100.00%	Green	Target achieved.	100%
Licensing	Cardiff	SRS/LC/005	Number of applications determined within 2 months	114			
Licensing	Cardiff	SRS/LC/005	Number of applications received	114			
Licensing	Cardiff	SRS/LC/005	% of licensed personal applications received and determined within 2 months.	100.00%	Green	Target achieved.	100%
Licensing	Vale of Glam	SRS/LC/005	Number of applications determined within 2 months	21			
Licensing	Vale of Glam	SRS/LC/005	Number of applications received	21			
Licensing	Vale of Glam	SRS/LC/005	% of licensed personal applications received and determined within 2 months.	100.00%	Green	Target achieved.	100%
Licensing	SRS	SRS/LC/005	Number of applications determined within 2 months	156			
Licensing	SRS	SRS/LC/005	Number of applications received	156			
Licensing	SRS	SRS/LC/005	% of licensed personal applications received and determined within 2 months.	100.00%	Green	Target achieved.	100%

Team	Authority	Ref	Title	Qtr 2 Actual	RAG Status2	Qtr 2 Comment	Annual Target
Licensing	Bridgend	SRS/LC/006	Number of applications determined within 2 months	1			
Licensing	Bridgend	SRS/LC/006	Number of applications received	1			
Licensing	Bridgend	SRS/LC/006	% of Gambling Premises applications received and determined within 2 months.	100.00%	Green	Target achieved.	100%
Licensing	Cardiff	SRS/LC/006	Number of applications determined within 2 months	1			
Licensing	Cardiff	SRS/LC/006	Number of applications received	1			
Licensing	Cardiff	SRS/LC/006	% of Gambling Premises applications received and determined within 2 months.	100.00%	Green	Target achieved.	100%
Licensing	Vale of Glam	SRS/LC/006	Number of applications determined within 2 months	0			
Licensing	Vale of Glam	SRS/LC/006	Number of applications received	0			
Licensing	Vale of Glam	SRS/LC/006	% of Gambling Premises applications received and determined within 2 months.	0.00%	Green	No applications received	100%
Licensing	SRS	SRS/LC/006	Number of applications determined within 2 months	2			
Licensing	SRS	SRS/LC/006	Number of applications received	2			
Licensing	SRS	SRS/LC/006	% of Gambling Premises applications received and determined within 2 months.	100.00%	Green	Target achieved.	100%